

ASTUTE  
REQUISITE  
YOU  
PRATA  
MANTRA  
L1  
LEVO  
TUCK  
EXCHANGE  
RUHE  
JIF  
ENTAIL  
RES  
CHIROFORM  
RAINBOW  
INERTIA  
AYLES  
ZIP  
EIGHTY TWO  
FOSTER  
PRESTO  
INNATE  
HALSA  
EXCHANGE

allseating



## Price List 2023

[Effective April 3, 2023]  
[Updated July 6, 2023]

# TABLE OF CONTENTS

GENERAL INFO	3	FOSTER® GUEST TRIPLE WITH HALF ARM	81	PRESTO® MIDBACK	146
QUICK SHIP	5	FOSTER® GUEST TRIPLE WITH FULL ARM	82	PRESTO® HIGHBACK	147
ONLINE SPECIFICATION	6	FOSTER® GUEST TANDEM START UNIT	83	PRESTO® 24:7 MIDBACK	148
GPO & GSA	7	FOSTER® GUEST TANDEM ADD ON UNIT	84	PRESTO® PETITE	149
CONTROL CHOICES	8	FOSTER® GUEST TANDEM END UNIT	85	PRESTO® STOOL	150
ARM ADJUSTMENT CHOICES	16	FOSTER® GUEST WIDE TANDEM START UNIT	86	RAINBOW™ SQUARE BACK	151
CUSTOMER'S OWN MATERIAL (COM)/(COL)	18	FOSTER® GUEST WIDE TANDEM ADD ON UNIT	87	RAINBOW™ ROUND BACK	152
HOW TO ORDER	20	FOSTER® GUEST WIDE TANDEM END UNIT	88	RAINBOW™ WIDE	153
MESH HARMONIZATION CHART	22	FOSTER® GUEST PLUS TANDEM START UNIT	89	RAINBOW™ PLUS	154
ALLSEATING PILLOWS	23	FOSTER® GUEST PLUS TANDEM ADD ON UNIT	90	RAINBOW™ HIP	155
ASTUTE® GUEST POLY	24	FOSTER® GUEST PLUS TANDEM END UNIT	91	RAINBOW™ JUNIOR	156
ASTUTE® STOOL POLY	25	FOSTER® LOUNGE SINGLE	92	REQUISITE® MIDBACK	157
ASTUTE® FULLY UPHOLSTERED	26	FOSTER® LOUNGE PLUS	93	REQUISITE® HIGHBACK	158
ASTUTE® FULLY UPHOLSTERED STOOL	27	FOSTER® LOUNGE DOUBLE	94	RES® CHAIR	159
ASTUTE® PLUS FULLY UPHOLSTERED	28	FOSTER® LOUNGE TRIPLE	95	RES® STOOL	160
ASTUTE® GUEST WOOD	29	FOSTER® BENCH SINGLE	96	RÜHE® PATIENT	161
ASTUTE® STOOL WOOD	30	FOSTER® BENCH DOUBLE	97	RÜHE® ROCKER	162
ATTUNE™	31	FOSTER® BENCH DOUBLE WITH TABLE	98	RÜHE® HIP CHAIR	163
AYLES™ GUEST	32	FOSTER® BENCH LITE	99	RÜHE® GUEST	164
AYLES™ OTTOMAN	33	FOSTER® SIDE TABLE	100	RÜHE® GUEST PLUS	165
CHIROFORM™ ULTRA MIDBACK	34	FOSTER® COFFEE TABLE	101	RÜHE® GUEST LOVESEAT	166
CHIROFORM™ ULTRA HIGHBACK	35	FOSTER® END TABLE LEFT/RIGHT	102	RÜHE® GUEST DOUBLE	167
CHIROFORM™ ULTRA 24:7	36	FOSTER® IN-LINE TABLE	103	RÜHE® GUEST DOUBLE WITH HALF ARM	168
CHIROFORM™ ULTRA STOOL	37	FOSTER® 90 DEGREE TABLE	104	RÜHE® GUEST DOUBLE WITH FULL ARM	169
CHIROFORM™ BIG	38	FOSTER® 45 DEGREE TABLE	105	RÜHE® GUEST TRIPLE	170
DOVE™ LAB CHAIR	39	FOSTER® 120 DEGREE TABLE	106	RÜHE® GUEST TRIPLE WITH HALF ARM	171
EIGHTY TWO®	40	FOSTER® SLEEP CHAIR	107	RÜHE® GUEST TRIPLE WITH FULL ARM	172
ENTAIL® MIDBACK	41	FOSTER® RECLINER	108	RÜHE® LOUNGE SINGLE	173
EXCHANGE® FEATURES AND NOTES	42	FOSTER® PATIENT RECLINER	109	RÜHE® LOUNGE DOUBLE	174
EXCHANGE® DIMENSIONS	43-45	HALSA® SINGLE MIDBACK	110	RÜHE® LOUNGE TRIPLE	175
EXCHANGE® ONE-SEATER	46	HALSA® SINGLE HIGHBACK PATIENT	111	RÜHE® SIDE TABLE	176
EXCHANGE® TWO-SEATER	47	HALSA® SINGLE PLUS	112	RÜHE® COFFEE TABLE	177
EXCHANGE® THREE-SEATER	48	HALSA® LOVE SEAT	113	RÜHE® END TABLE	178
EXCHANGE® FOUR-SEATER	49	HALSA® DOUBLE	114	RÜHE® MID TABLES	179
EXCHANGE® L-SHAPE 2x2	50	HALSA® DOUBLE FULL ARM	115	RÜHE® 90 DEGREE TABLE	180
EXCHANGE® L-SHAPE 2x3	51	HALSA® TRIPLE	116	THERAPOD™ THERAPIST HIGHBACK	181
EXCHANGE® L-SHAPE 2x4	52	HALSA® TRIPLE FULL ARM	117	THERAPOD™ THERAPIST EXTRA HIGHBACK	182
EXCHANGE® L-SHAPE 3x2	53	HALSA® SIDE TABLE	118	TUCK® STACKER	183
EXCHANGE® L-SHAPE 3x3	54	HALSA® COFFEE TABLE	119	TUCK® STOOL	184
EXCHANGE® L-SHAPE 3x4	55	HALSA® END TABLE	120	TUCK® FULLY UPHOLSTERED	185
EXCHANGE® L-SHAPE 4x2	56	HALSA® CORNER TABLE	121	TUCK® STOOL FULLY UPHOLSTERED	186
EXCHANGE® L-SHAPE 4x3	57	HALSA® IN-LINE TABLE	122	TUCK® COLLABORATIVE	187
EXCHANGE® L-SHAPE 4x4	58	INERTIA® MESH MIDBACK	123	TUCK® UPHOLSTERED COLLABORATIVE	188
EXCHANGE® U-SHAPE 4x2	59	INERTIA® MESH HIGHBACK	124	TUCK® COLLABORATIVE STOOL	189
EXCHANGE® U-SHAPE 4x3	60	INERTIA® MESH EXTRA HIGHBACK	125	TUCK® UPH COLLABORATIVE STOOL	190
EXCHANGE® U-SHAPE 4x4	61	INERTIA® +PLUS MESH BACK	126	TUCK® NESTER	191
EXCHANGE® TABLES	62	INERTIA® MESH STOOL	127	TUCK® NESTER FULLY UPHOLSTERED	192
EXCHANGE® LINKING TABLES	63	INERTIA® MESH SIDE	128	WATSON® CLUB CHAIR	193
FLUID® TASK	64	INERTIA® MESH BAR STOOL	129	WATSON® LOVESEAT	194
FLUID® STOOL	65	INERTIA® UPHOLSTERED MIDBACK	130	WATSON® SOFA	195
FLUID® SIDE	66	INERTIA® UPHOLSTERED HIGHBACK	131	WATSON® BENCH	196
FOSTER® PATIENT	67	INERTIA® UPHOLSTERED EXTRA HIGHBACK	132	YOU® MIDBACK	197
FOSTER® PATIENT WIDE	68	INERTIA® UPHOLSTERED +PLUS	133	YOU® HIGHBACK	198
FOSTER® PATIENT PLUS	69	INERTIA® UPHOLSTERED STOOL	134	YOU® STOOL	199
FOSTER® OTTOMAN	70	INERTIA® UPHOLSTERED GUEST	135	ZIP® INSTOCK	200
FOSTER® SLED	71	INERTIA® UPHOLSTERED BAR STOOL	136	ZIP® UPHOLSTERED MIDBACK	201
FOSTER® ROCKER	72	INNATE® MIDBACK	137	ZIP® UPHOLSTERED HIGHBACK	202
FOSTER® HIP CHAIR	73	JIF®	138	ZIP® UPHOLSTERED STOOL	203
FOSTER® GUEST	74	L1®	139	ZIP® MESH	204
FOSTER® GUEST WIDE	75	LEVO® MIDBACK	140	ZIP® MESH STOOL	205
FOSTER® GUEST PLUS	76	LEVO® STOOL	141	ZIP® MESH GUEST	206
FOSTER® GUEST DOUBLE	77	MANTRA® LOW BACK	142	FOSTER® HOW TO LINK TANDEM CHAIRS	207
FOSTER® GUEST DOUBLE WITH HALF ARM	78	MANTRA® MIDBACK	144	FOSTER® REPLACEMENT PARTS	208
FOSTER® GUEST DOUBLE WITH FULL ARM	79	PRATA® LOWBACK	145	EXCHANGE® HALSA® REPLACEMENT PARTS	210
FOSTER® GUEST TRIPLE	80	PRATA® MIDBACK	145	CONDITIONS OF SALE	211

# AFFORDABLE INNOVATION. SERVICE EXCELLENCE. FLEXIBILITY.

Whether we're working, collaborating or learning, we spend a lot of time sitting.

At Allseating, we've spent over three decades designing and manufacturing seating solutions that are more comfortable, innovative and functional for the corporate, education and healthcare vertical markets.

From flexible chairs that accommodate your every move, to affordable and sustainable solutions that adjust to your evolving business needs, our seating solutions work with you, and for you. Plus, you'll find total peace of mind with our customer service and warranty.

INFO
PILLOWS
ASTUTE
ATTUNE
AVES
CHIROFORM
DOVE
EIGHTY TWO
ENTAIL
EXCHANGE
FLUID
FOSTER
HALLA
INERTIA
INNATE
JIF
L1
LEVO
MANTRA
PRATA
PRESTO
RAINBOW
REQUISITE
RES
RUHE
THERAPOD
TUCK
WATSON
YOU
ZIP

# YOU WORK. YOU LEARN. YOU SUPPORT.

From versatile chairs that accommodate your every move, to service programs that adjust to your evolving business needs, our seating solutions are designed to work the way you do. This includes:

## ACCESSIBLE DESIGN

There's one philosophy that drives the design of all our products: to support any situation, any task, and virtually any budget. The result is that our products have a reputation for being highly adjustable, highly durable and still affordable.

From our Therapod® chair to the revolutionary You® chair to our latest Levo® chair, we have a track-record of designing innovative solutions that change the way we sit. We're proud that many of our chairs have been recognized in international competitions, such as GOOD Design and Best of NeoCon.

## MASS CUSTOMIZATION CAPABILITIES

As an independently owned company, we have the flexibility to run the type of business we've always wanted to work for: one that's flexible and nimble. We know every customer has a unique set of requirements, so we've established production practices that allow us to adjust to those needs, but without the cost of 'going custom'.

While we officially have 218 chairs in our line-up, when you add up all the various mechanisms, arm combinations, seat sizes and other options, our Allseating's mass customization capabilities allow for roughly 7-million variations. So you know we have the perfect one for you.

## COMMITMENT TO CUSTOMER SERVICE

From spec to delivery to maintenance support, we have earned a reputation as being the easiest, most enjoyable manufacturer to do business with – often surprising our partners with our solutions-driven approach to service, product quality and on-time delivery.

We're proud to be recognized as the Office Furniture Dealers Alliance's Seating Manufacturer of choice, and a big reason for this is our customer-centric approach.

We developed our innovative SpecAll™ online specification tool so you can specify, customize, price, save and share your product from any computer or mobile device. Our entire product library is also available at 2020technologies.com.

While we're proud of our highly intuitive specification technologies, we're always happy to work the way you prefer – including supporting traditional order processes over the phone. Simply call our Sales Support representatives and they will assist on all aspects of our products, and can answer all your specification questions.

## THE INDUSTRY'S BEST WARRANTY

When your products are as well engineered as ours, you can back them with the best warranty in the business. Ours is simple: 12 years on all parts and approved labor with a 12 year 24/7 on specified product (10 years on Foster Sleep Chair and Recliners, 7 years on Eighty Two seat foam, 3 years on Allseating Pillows).

Of course, we pride ourselves on engineering products that stand up to today's demanding work environments. That said, if something goes wrong, we're known for making it right. So if you receive a product from us that doesn't measure up to your quality standards, we promise to swiftly investigate and solve the problem.

We understand that dealing with warranties is often frustrating. So we developed a dedicated Warranty Response Team to eliminate headaches. They're specially trained to expedite warranty-related issues, so you can get back to business.

## DESIGN FOR THE ENVIRONMENT

In addition to being ISO 14001 Certified, the gold standard for helping companies introduce and adopt environmental management systems, Allseating products are Indoor Advantage Gold – Furniture Indoor Air Quality certified, SCS Global Services' highest level of indoor air quality performance for furniture. This certification assures that furniture products support a healthy indoor environment by meeting strict chemical emission limits for volatile organic compounds (VOCs).

To be certified, our products must be tested by independent labs for compliance with the ANSI/BIFMA X7.1 and either ANSI/BIFMA e.3 or CDPH/EHLB Standard Method V1-1 for VOC emissions of concerns.

SCS Global Services has been providing global leadership in third-party quality, environmental and sustainability verification, certification, auditing, testing and standards development for three decades. Its programs span a cross-section of industries, recognizing achievements in green building, product manufacturing, food and agriculture, forestry, power generation, retail, and more.

SCS is accredited to provide services under a wide range of nationally and internationally recognized certification programs. Consistent with its mission, SCS is a chartered benefit corporation and Certified B Corp™, reflecting its commitment to socially and environmentally responsible business practices.




# QUICK SHIP

It's one thing to find the right product for the right price, but it's another thing to get it when you need it. We have the most extensive quickship offering in the industry with over 75 percent of our task, conference and guest seating available to be shipped within 72 hours when specified with standard finishes and options (maximum of 25 units per order to qualify).

Most of our Foster collection is also available on Quick Ship with express 5 day shipping when standard finishes and options are selected (maximum of 25 seats per order to qualify; i.e. triple = 3 seats).

Quick Ship timelines exclude weekends and holidays. Simply pick the solution that best suits your needs, choose from any of our any of our carded quick ship fabrics\*, and submit your order to Allseating's order entry department via fax at 1 800 272 9911, or email us at [orders@allseating.com](mailto:orders@allseating.com).

Each product that has a configuration that is eligible for Quick Ship has a QS logo indicating as such at the bottom of the page (as shown below). The QS column on each product page allow you to quickly identify which models/options are eligible for QS.



## ENTAIL® MIDBACK

DESIGN: ALLSEATING  
NOT ON GSA CONTRACT

**BASE PRICE | \$440**  
90088-NA

Grade 1/COM	Grade 2	Grade 3	Grade 4/COL	Grade 5	Grade 6	Grade 7	Grade 8	Leather 1	Leather 2	Leather 3
\$440	\$461	\$475	\$493	\$508	\$536	\$568	\$603	\$680	\$714	\$817

**FEATURES**

- 4.25" cylinder
- Seat slider comes standard
- Smoke or Black nylon base
- Modell seat foam
- Optional adjustable lumbar
- Headrest and aluminum base
- St to counter includes height adjustable foot ring

**DIMENSIONS**

- Overall (Basic Synchro Tilt): 37" H x 21" W | 27" D
- Seat (Basic Synchro Tilt): 16" H x 20.5" W | 18.5" D
- Back: 21" H | 18.5" W
- COM: 0.75 yd.


**NOTES**

- Ships knocked down.
- Warranted for users up to 325lbs.
- For BIF and FA freight options, minimum quantities apply, please
- This product meets the requirements set forth in ANSI/BIFMA X5.1-2011.
- Arms, base and casters will match frame finish selection.
- For mesh model code see page 22.
- Composite base will be substituted if H5 option is selected.

**TO ORDER SIMPLY FILL IN THE BLANKS**

SERIES: 90 | BACK STYLE: 0 | CONTROL: 88 | FRAME FINISH: | BACK OPTION: | OPTIONS: | FREIGHT OPTION: | FREIGHT REQUIREMENTS: | FABRIC CODE: |

ALLSEATING | JANUARY 2021 | UPDATED OCTOBER 31, 2020



## FOSTER® GUEST DOUBLE FULL ARM

DESIGN: ALLSEATING  
GSA SIN: 33721

**BASE PRICE | \$1,819**  
F1022-0A

Code	Grade 1/COM	Grade 2	Grade 3	Grade 4/COL	Grade 5	Grade 6	Grade 7	Grade 8	Leather 1	Leather 2	Leather 3
F0022-0A	\$1,962	\$2,001	\$2,033	\$2,075	\$2,111	\$2,176	\$2,250	\$2,332	\$2,511	\$2,591	\$2,831
F1022-0A	\$1,819	\$1,900	\$1,969	\$2,047	\$2,115	\$2,235	\$2,372	\$2,524	\$2,857	\$3,005	\$3,451
CA	\$262	\$297	\$320	\$350	\$376	\$422	\$475	\$533	\$661	\$718	\$890

**FEATURES**

- Open Out Arms
- 16 Gauge Tubular Steel Frame
- Seat Seat Frame
- High Density Seat Foam
- Latex, lead and mercury free
- Flex Back
- Active Seat Suspension
- Wallpaper Frame Design
- Black non-marking polyethylene glides
- Arm caps designed for easy ingress and egress

**DIMENSIONS**

- OVERALL: 39" H | 89" W | 25" D
- Seat: 19" H | 21" W (for Seat) | 19" D
- Back: 17" H | 24.5" W (for Seat)
- Arm: 26.3" H
- COM: Full 2.7 yards
- COM Seat: 1 yard
- COM Back: 1.75 yards
- COM Closed Arms: 0.75 yards

**PRODUCT WEIGHT**

- 68 lbs. | 78 lbs. with Closed Arms.

**NOTES**

- Ships knocked down.
- Warranted for users up to 500 lbs/ per seat
- When graded in combination upholstery is selected, use the highest grade upholstery selected. Please provide the fabric specified and a description of where each fabric is to be applied on the product.
- This product meets the requirements set forth in ANSI/BIFMA X5.1-2011.
- Maximum order quantities apply to Quick Ship program, contact Sales Support for details.

**TO ORDER SIMPLY FILL IN THE BLANKS**

SERIES: 0 | BACK STYLE: 22 | LEG: | ARM: | ARM CAP FINISH: | FRAME FINISH: | BACK MESH: | OPTIONS: | FREIGHT OPTION: | FREIGHT REQUIREMENTS: | FABRIC CODE: | SEAT: | BACK & CLOSED ARM: |

ALLSEATING | JANUARY 2021 | UPDATED NOVEMBER 2, 2020

\*SOME EXCEPTIONS MAY APPLY.

# QUICKSHIP

# ONLINE SPECIFICATION HAS NEVER BEEN EASIER.

We're constantly developing new and evolving existing products - so no matter how much planning goes into this price book, details can change. That's why we developed SpecAll™ – a convenient online tool that enables you to specify and price your product in real-time without ever leaving the comfort of your chair.

It really is that easy. Simply visit [allseating.com](http://allseating.com), choose your chair and customize it by selecting your preferred options, fabrics and finishes. When you're done you can email it, or save it for future reference.

- 1 | We start with the base model.
- 2 | Change and customize your chair's mechanism, armstyle, finish and any other options available for your model.
- 3 | Choose your textile by clicking on the fabric thumbnail.
- 4 | Share with colleagues, add to your wish list, print or email your model.
- 5 | Need More?? Online Product Support includes product specifications, supporting documentation, video and image library.

1

MODEL CODE	LIST PRICE
90088-WA-BKN-10N-KD-F-OC-DAN	\$475
CONTROLS BASIC SYNCHRO TILT	CODE 88
ARMS WITH ARM	WA
FRAME FINISH BLACK NYLON	BKN
BACK STYLE M1 ONYX + CARBON	10N
BACK MESH ONYX	
OPTIONS SEAT SLIDER (INCLUDED)	
BASE BLACK NYLON	
CASTERS + GLIDES CARPET CASTERS STANDARD	
SEAT FABRIC OASIS: ALLSEATING PROPRIETARY - CLOUD DANCER	F-OC-DAN
FREIGHT OPTIONS KNOCKED DOWN	KD

Entail comes standard with an integrated seat-slider to support a wide-range of body types as well as optional dual functioning arms that are height-adjustable and arm pads that can easily shift forwards or backwards. Available in either smoke or black frame finish.

Prices effective January 2, 2018.

FEATURES + NOTES

Indoor Air Quality Certified Level 2

DIMENSIONS

Overall: 37" x 40.75" x 23.5" W x 23.5" D  
Seat: 18" x 20.5" x 19.75" W x 18" D  
Back: 20.75" W x 18.75" H

FABRIC

200+ textiles to choose from

DOCUMENTS + CADS

Product Brochure  
2D CAD Drawings  
3D CAD Drawings  
Indoor Advantage™ Gold

ALLSEATING EMBARKS ON MULTI-CITY POPUP TOUR

©2018 ALLSEATING CORPORATION. ALL RIGHTS RESERVED. FRENCH RESOURCES TERMS OF USE

2

3

4

5

# GROUP PURCHASING ORGANIZATIONS

Allseating has contracted purchasing agreements with Premier and Vizient.  
For more information, please contact your local Allseating dealer or your Allseating representative.

## GENERAL GUIDELINES:

Standard dealer discount applies until an SQ is given. Standard freight policy applies. Delivery, install and design are added charges by the dealer. Dealer has the authority to sell less than the contracted price. Tier is based on member net and per purchase order unless member tier activated.

### PREMIER

Contract Number: PP-FA-843  
Term: January 1, 2018 - December 31, 2023  
Quotes based on January 2022 Price List + 6% Fuel Surcharge.  
Tier is based on member sell price and calendar year accumulated purchases.

#### Premier Member Pricing:

Tier 1: up to \$150,000 = 54% off list  
Tier 2: \$150,001 + = Negotiated

### VIZIENT

Contract Number: CE3371  
Term: May 1, 2019 - April 30, 2023  
Quotes based on September 2021 pricing without 6% Fuel Surcharge.  
Tier is based on member sell price and calendar year accumulated purchases.

#### Vizient Member Pricing:

Tier 1: up to \$25,000 = 54% off of list  
Tier 2 \$25,001 - \$100,000 = 55% off of list  
Tier 3 \$100,001 - 200,000 = 56% off of list  
Tier 4: \$200,001+ = Negotiable

# GENERAL SERVICES ADMINISTRATION

When the federal supply schedule contract delivery period does not meet the bona fide urgent delivery requirements of an ordering activity, the ordering activity is encouraged, if time permits, to contact the contractor for the purpose of obtaining accelerated delivery. The contractor shall reply to the inquiry within three (3) business days after receipt. (Telephonic replies shall be confirmed by the contractor in writing.) If the contractor offers an accelerated delivery time acceptable to the ordering activity, any order(s) placed pursuant to the agreed upon accelerated delivery time frame shall be delivered within this shorter delivery time and in accordance with all other terms and conditions of the contract.

## CONTRACT NUMBER

GS-29F-004AA

## AWARD SPECIAL ITEM NUMBERS

SIN 33721, 339113H  
SIN OLM

## DUNS NUMBER

243651288

## CAGE CODE

3AC60

## FEIN#

98-011-0664

## CONTRACT PERIOD

January 10, 2018 - January 10, 2023

## BUSINESS SIZE

Other than Small Business

## TIME OF DELIVERY

30- 90 days ARO or sooner

## GEOGRAPHICAL COVERAGE

48 Contiguous States and District of Columbia

## ORDERING ADDRESS

Allseating Corporation  
5800 Avebury Road, Unit 2  
Mississauga, ON L5R 3M3 Canada  
Head Office Phone: 1-800-563-3502  
Head Office Fax: 1-800-272-9911

## PAYMENT ADDRESS

Same as Ordering Address

## CURRENT CATALOGS

Allseating 2021 Commercial + GSA Price List

## DISCOUNT

List Price Discount	
\$0 to \$100,000	60%
\$100,001 to \$300,000	62%
\$300,001 to \$500,000	64%
\$500,001 and Above	Negotiable

FOB: Destination freight prepaid to 48 contiguous states.  
Additional shipping fees may apply if a U.S. Driver is required.

## PAYMENT TERMS

1% 20, Net 30 days | Government purchase cards accepted above and below the micro-purchase threshold. Forms must be filled out and signed with electronic time stamp or signed and scanned.

## MINIMUM ORDER

MINIMUM \$50.00 | MAXIMUM \$250,000 33721, \$500,000 339113H

## PRODUCTION POINT

Mississauga, Ontario, Canada

## CONDITIONS OF SALE

Warranty: 12 year on parts and labor.

## CANCELLATION CHARGE

No cancellation charge prior to production. After production, only actual costs incurred that cannot be recovered through resale of the merchandise in a reasonable length of time (six months).

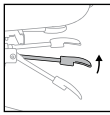
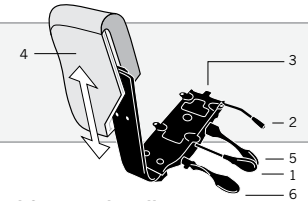
## RESTOCKING CHARGE

20% (On approval)

# CONTROLS

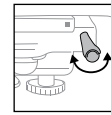
## DELUXE TILTER HEAVY DUTY (DJ/DH) - 11

**Overview:** Task applications which require extensive adjustability. Center pivot tilting action with infinite tilt lock. Suitable for chairs with independent seat and back construction.



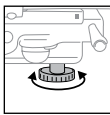
### 1 | Seat Height Adjustment

To raise the chair, lift the paddle up while lifting your weight from the seat until you reach the desired height. Release the paddle to lock into place. To lower the chair, lift the paddle up allowing your weight to push the seat down to the desired height. Release the paddle to lock into place.



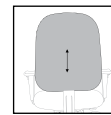
### 2 | Forward Seat Angle Adjustment

To engage forward seat tilt, recline slightly in the chair and roll the bar backwards. As you bring the chair back to an upright position, the seat of the chair will angle forward. To disengage forward seat tilt, recline slightly in the chair and roll the bar forwards. As you bring the chair back to an upright position, the seat will return to a neutral position.



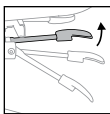
### 3 | Tension Control

Leaning back in the chair, decide if the resistance of the chair is comfortable. If it is too loose, rotate the tension knob counter-clockwise. If the chair has too much resistance, turn the knob clockwise.



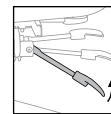
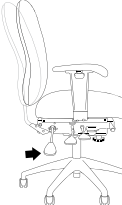
### 4 | Back Height Adjustment

To adjust back height, lean forward and grasp the sides of the outside back. To raise, slide the back up. To lower, slide it all the way to the top and then lower to desired height. Release to lock in place.



### 5 | Infinite Tilt Lock

To adjust the recline angle, pull the paddle up to unlock it. Recline to the desired position and push the paddle down to lock in place.

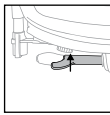
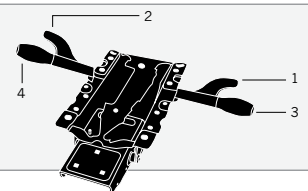


### 6 | Back Angle Adjustment

To increase the angle of the back, lift the paddle up while putting your weight on the back of the chair until you reach the desired angle. Release the paddle to lock into place. To decrease the angle of the back, lift the paddle up while removing your weight from the back until you reach the desired angle. Release the paddle to lock into place.

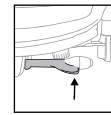
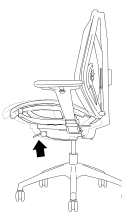
## DELUXE SYNCHRO TILT (DST) - 12

**Overview:** Task applications, which require extensive adjustability. Suitable for chairs with independent seat and back construction. Synchronized tilting action allows user's feet to remain on the floor as they tilt backwards. Side-activated tension for ease of adjustment. "J-Bar" construction provides enhanced visual appeal.



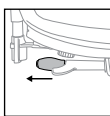
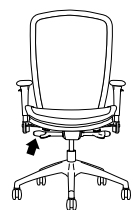
### 1 | Seat Height Adjustment

To raise the chair, lift the paddle up while lifting your weight from the seat until you reach the desired height. Release the paddle to lock into place. To lower the chair, lift the paddle up allowing your weight to push the seat down to the desired height. Release the paddle to lock into place.



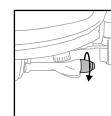
### 2 | Seat Depth Adjustment (Optional)

To adjust the seat depth, lift up on paddle and simultaneously lift your weight from the seat while sliding the seat forward or backward. Release the paddle to lock the seat in place.



### 3 | Tension Control

Leaning back in the chair, decide if the resistance of the chair is comfortable. If it is too loose, rotate the tension knob counter-clockwise. If the chair has too much resistance, turn the knob clockwise.



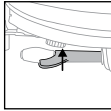
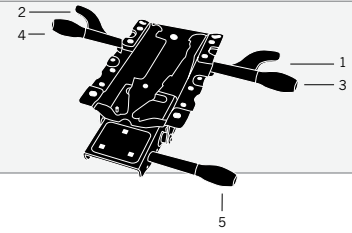
### 4 | Tilt Lock

To adjust the recline angle, twist knob forward to unlock it. Recline to the desired position and twist knob backwards to lock in place.

# CONTROLS

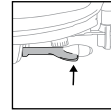
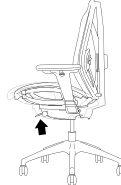
## DELUXE SYNCHRO TILT W/BACK ANGLE (DST2) - 18

**Overview:** Task applications, which require extensive adjustability. Suitable for chairs with independent seat and back construction. Synchronized tilting action allows user's feet to remain on the floor as they tilt backwards. Side-activated tension for ease of adjustment. "J-Bar" construction provides enhanced visual appeal.



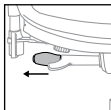
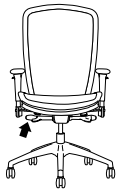
### 1 | Seat Height Adjustment

To raise the chair, lift the paddle up while lifting your weight from the seat until you reach the desired height. Release the paddle to lock into place. To lower the chair, lift the paddle up allowing your weight to push the seat down to the desired height. Release the paddle to lock into place.



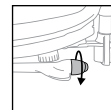
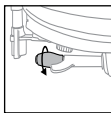
### 2 | Seat Depth Adjustment (Optional)

To adjust the seat depth, lift up on paddle and simultaneously lift your weight from the seat while sliding the seat forward or backward. Release the paddle to lock the seat in place.



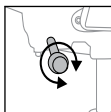
### 3 | Tension Control

Leaning back in the chair, decide if the resistance of the chair is comfortable. If it is too stiff, pull knob out and rotate counter-clockwise. If the chair does not provide enough resistance, turn the knob clockwise.



### 4 | Tilt Lock

To adjust the recline angle, twist knob forward to unlock it. Recline to the desired position and twist knob backwards to lock in place.

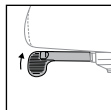
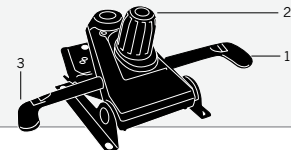


### 5 | Back Angle Adjustment

To increase the angle of the back, rotate the knob in clockwise motion until desired angle is reached. To decrease the angle of the back, rotate the knob in a counter-clockwise motion.

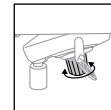
## KNEE TILT (KT2) - 25

**Overview:** For use in boardroom, executive and management applications. Suitable for chairs with combined seat and back construction.



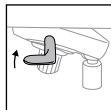
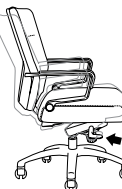
### 1 | Seat Height Adjustment

To raise the chair, lift the paddle up while lifting your weight from the seat until you reach the desired height. Release the paddle to lock into place. To lower the chair, lift the paddle up allowing your weight to push the seat down to the desired height. Release the paddle to lock into place.



### 2 | Tension Control

Leaning back in the chair, decide if the resistance of the chair is comfortable. If it is too loose, rotate the tension knob counter-clockwise. If the chair has too much resistance, turn the knob clockwise.



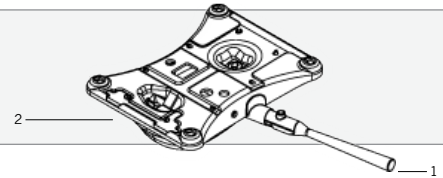
### 3 | Tilt Lock

To adjust the recline angle, pull the paddle up to unlock it. Recline to the desired position and push the paddle down to lock in place.

# CONTROLS

## ENHANCED TILT - 15

**Overview:** Applications which require moderate adjustability. Center Pivot Tilting action with lock in upright position only.



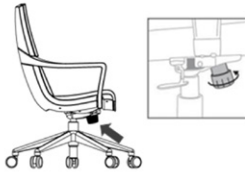
### 1 | Seat Height Adjustment

To raise the chair, lift the paddle up while lifting your weight from the seat until you reach the desired height. Release the paddle to lock into place. To lower the chair, lift the paddle up allowing your weight to push the seat down to the desired height. Release the paddle to lock into place.



### 3 | Tilt Lock

To adjust the chair tilt, pull the paddle out to unlock it. Recline to the desired position. Push the paddle in to lock in the upright position only.

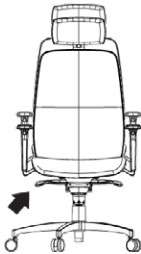
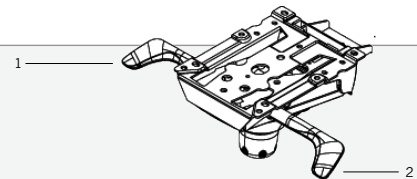


### 2 | Tension Control

Leaning back in the chair, decide if the resistance of the chair is comfortable. If it is too stiff, rotate the tension knob counter-clockwise. If the chair does not provide enough resistance, turn the knob clockwise.

## SYNCHRO TILT - 24

**Overview:** Task applications which require extensive adjustability. Suitable for chairs with independent seat and back construction. Synchronized tilting action allows user's feet to remain on the floor as they tilt backwards.



### 1 | Seat Height Adjustment

For desired seat height use the lever under the right side of the seat. To raise the seat, lift the lever up while taking your weight off the chair. To lower the seat, stay seated and lift the lever. Release the lever when you reach the desired height.



### 3 | Tension Control

For tension, adjust by turning tension knob clockwise to tighten and counterclockwise to loosen.



### 2 | Seat Depth Adjustment (Optional)

The integrated seat slider control is naturally accessible under the right side of the seat. Push the button in and slide to the desired position. Release to lock the seat in place.



### 4 | Tilt Lock

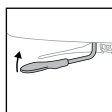
To lock the recline of the backrest, lean back to the desired position, push the tilt lock lever down to lock in place. To release, pull the lever up to unlock.



# CONTROLS

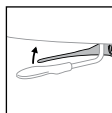
## POSTURE BACK (P) - 30

**Overview:** Task applications which require moderate and affordable adjustability. Suitable for chairs with independent seat and back construction. Suitable for stool applications.



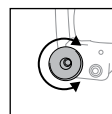
### 1 | Seat Height Adjustment

To raise the chair, lift the paddle up while lifting your weight from the seat until you reach the desired height. Release the paddle to lock into place. To lower the chair, lift the paddle up allowing your weight to push the seat down to the desired height. Release the paddle to lock into place.



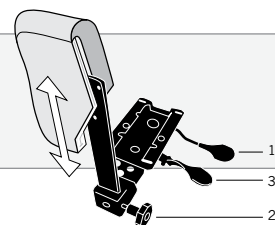
### 3 | Back Angle Adjustment

To increase the angle of the back, lift the paddle up while putting your weight on the back of the chair until you reach the desired angle. Release the paddle to lock into place. To decrease the angle of the back, lift the paddle up while removing your weight from the back until you reach the desired angle. Release the paddle to lock into place.



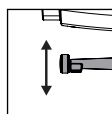
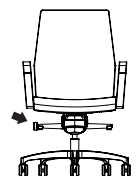
### 2 | Back Height Adjustment

To increase the height of the back, rotate the knob in a counter-clockwise motion to release the back. Lift back up to the desired height and tighten the knob by turning it clockwise. To lower the back height, rotate the knob in a counter-clockwise motion to release the back. Lower the back to the desired height and tighten the knob by turning it clockwise.



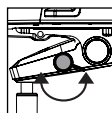
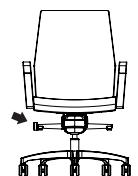
## SYNCHRO TILT (TS70) - 32

**Overview:** Task applications which require moderate and affordable adjustability. Suitable with chairs with separate seat and back construction. Central pivot tilting action with lock in upright position only.



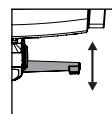
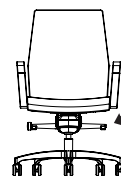
### 1 | Seat Height Adjustment

To raise the chair, lift the lever while lifting your weight from the seat until you reach the desired height. Push lever back to lock into place. To lower the chair, lift lever while allowing your weight to push the seat down to the desired height. Push lever back to lock into place.



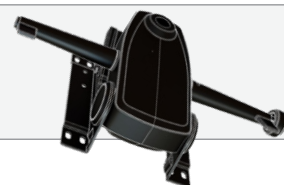
### 2 | Tension Control

Leaning back in the chair, decide if the resistance of the chair is comfortable. If it is too stiff, turn hand-wheel clockwise to increase tension and counter clockwise to reduce tension.



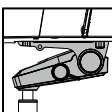
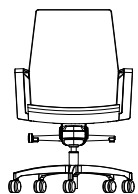
### 3 | Tilt Lock (4 positions)

To adjust the recline angle, lift lever to unlock it. Recline to the desired position and push down on lever to lock in place.



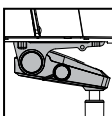
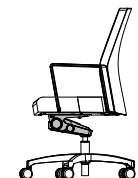
## KNEE-TILT (KT3) -35

**Overview:** For use in conference rooms, executive and management spaces. Suitable for chairs with combined seat and back construction. Side tension control provides a solid ergonomic solution to users.



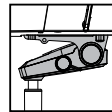
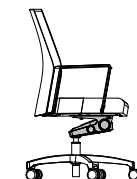
### 1 | Seat Height Adjustment

To raise the chair, lift the paddle up while lifting your weight from the seat until you reach the desired height. Release the paddle to lock into place. To lower the chair, lift the paddle up allowing your weight to push the seat down to the desired height. Release the paddle to lock into place.



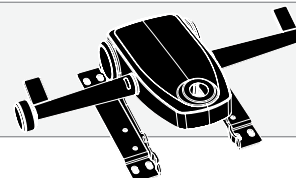
### 3 | Tilt Lock

To adjust the recline angle, pull the paddle up to unlock it. Recline to the desired position and push the paddle down to lock in place.



### 2 | Tension Control

Leaning back in the chair, decide if the resistance of the chair is comfortable. If it is too stiff, rotate the tension knob counter-clockwise. If the chair does not provide enough resistance, turn the knob clockwise.

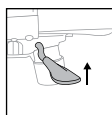
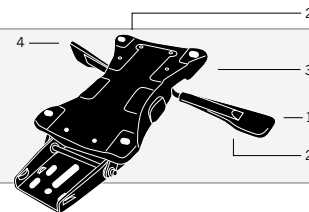




# CONTROLS

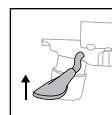
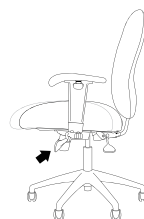
## SYNCHRO TILT (ST) - 40

**Overview:** Task applications which require extensive adjustability. Suitable for chairs with independent seat and back construction. Synchronized tilting action allows user's feet to remain on the floor as they tilt backwards. "J-Bar" construction provides enhanced visual appeal.



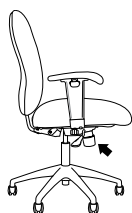
### 1 | Seat Height Adjustment

To raise the chair, lift the paddle up while lifting your weight from the seat until you reach the desired height.  
Release the paddle to lock into place.  
To lower the chair, lift the paddle up allowing your weight to push the seat down to the desired height.  
Release the paddle to lock into place.



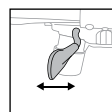
### 2 | Seat Depth Adjustment (Optional)

To adjust the seat depth, lift up on paddle and simultaneously lift your weight from the seat while sliding the seat forward or backward.  
Release the paddle to lock the seat in place.



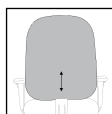
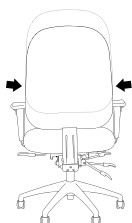
### 3 | Tension Control

Leaning back in the chair, decide if the resistance of the chair is comfortable.  
If it is too stiff, rotate the tension knob counter-clockwise. If the chair does not provide enough resistance, turn the knob clockwise.



### 4 | Tilt Lock

To adjust the recline angle, push the paddle forwards to unlock it. Recline to the desired position and push the paddle back to lock in place.



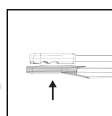
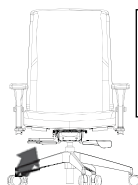
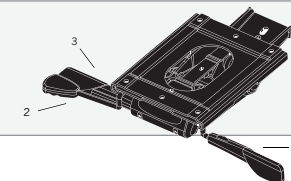
### 5 | Back Height Adjustment (Optional)

To adjust back height, lean forward and grasp the sides of the outside back.  
To raise, slide the back up.  
To lower, slide the back all the way to the top then back to the bottom to reset it. Raise slowly in increments until desired height is reached.

**Note:** Fluid and Zip do not have this feature.

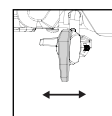
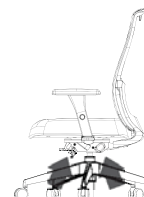
## DYNAMIC SYNCHRO TILT (DYT) - 46

**Overview:** Task applications which require moderate adjustability. The Dynamic Synchro mechanism adjusts the tilt tension based on the weight of the user when reclining.



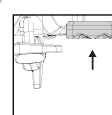
### 1 | Seat Height Adjustment

To raise the chair, lift the paddle up while lifting your weight from the seat until you reach the desired height.  
Release the paddle to lock into place.  
To lower the chair, lift the paddle up allowing your weight to push the seat down to the desired height.  
Release the paddle to lock into place.



### 2 | Tilt Lock

To adjust the recline angle, push the paddle down to unlock it.  
Recline to the desired position. Pull the paddle up to lock in the upright position.



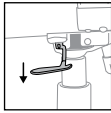
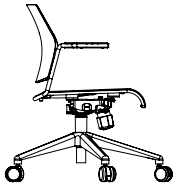
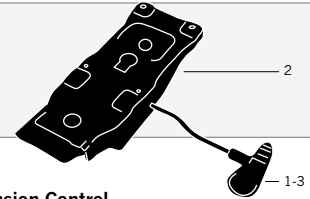
### 3 | Seat Slider

To adjust the seat depth, pull the paddle up to unlock it and adjust to the desired position. Release the paddle.

# CONTROLS

## BASIC TILT - 57

**Overview:** Task applications which require moderate and affordable adjustability. Suitable with chairs with separate seat and back construction. Central pivot tilting action with lock in upright position only.



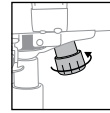
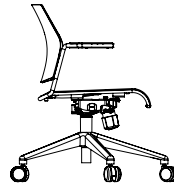
### 1 | Seat Height Adjustment

To raise the chair, lift the paddle up while lifting your weight from the seat until you reach the desired height.

Release the paddle to lock into place.

To lower the chair, lift the paddle up allowing your weight to push the seat down to the desired height.

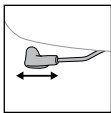
Release the paddle to lock into place.



### 2 | Tension Control

Leaning back in the chair, decide if the resistance of the chair is comfortable.

If it is too stiff, rotate the tension knob counter-clockwise. If the chair does not provide enough resistance, turn the knob clockwise.

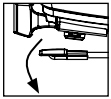
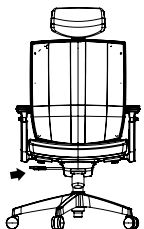
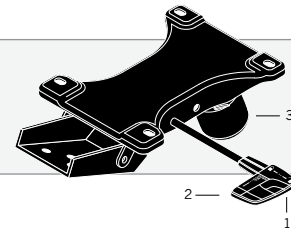


### 3 | Tilt Lock

To adjust the chair tilt, pull the paddle out to unlock it. Recline to the desired position and push the paddle in to lock in place.

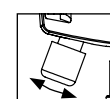
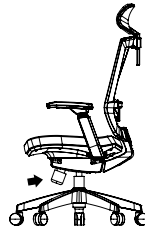
## BASIC SYNCHRO TILT WITH SEAT SLIDER (ST) - 88

**Overview:** Task applications which require moderate adjustability. Suitable for chairs with separate seat and back construction.



### 1 | Seat Height Adjustment

To raise, push the paddle down while taking your weight off the chair. To lower, stay seated and push the paddle down. Release when you reach the desired height.

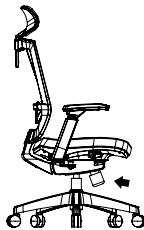


### 2 | Tilt Lock

To adjust the chair tilt, pull the paddle out to unlock, recline to desired position, push the paddle in to lock.

### 3 | Tilt Tension

Adjust by turning the knob clockwise to loosen and counter-clockwise to tighten.



### 4 | Seat Depth Adjustment

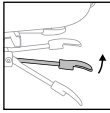
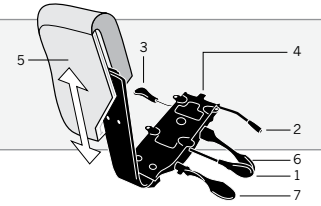
Pull lever, located under the chair on the right side, outward to unlock.

Slide into desired position and release to lock into place.

# CONTROLS

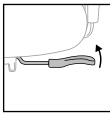
## DELUXE TILT J-BAR (DJ) - 80

**Overview:** Task applications which require extensive adjustability. Center pivot tilting action with infinite tilt lock. Suitable for chairs with independent seat and back construction. "J-Bar" construction provides enhanced visual appeal.



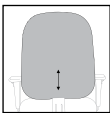
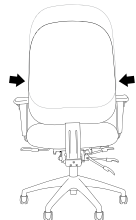
### 1 | Seat Height Adjustment

To raise the chair, lift the paddle up while lifting your weight from the seat until you reach the desired height. Release the paddle to lock into place. To lower the chair, lift the paddle up allowing your weight to push the seat down to the desired height. Release the paddle to lock into place.



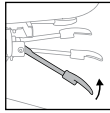
### 3 | Seat Depth Adjustment (Optional)

To adjust the seat depth, lift up on paddle and simultaneously lift your weight from the seat while sliding the seat forward or backward. Release the paddle to lock the seat in place.



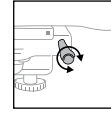
### 5 | Back Height Adjustment

To adjust back height, lean forward and grasp the sides of the outside back. To raise, slide the back up. To lower, slide it all the way to the top and then lower to desired height. Release to lock in place.



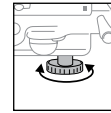
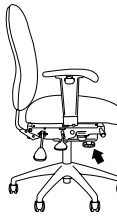
### 7 | Back Angle Adjustment

To increase the angle of the back, lift the paddle up while putting your weight on the back of the chair until desired angle. Release the paddle to lock. To decrease the angle of the back, lift the paddle up while removing your weight from the back until you reach the desired angle. Release the paddle to lock into place.



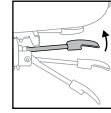
### 2 | Forward Seat Angle Adjustment

To tilt the seat forward, first recline slightly in the chair and then rotate handle clockwise until desired angle is reached. To return to a neutral position, rotate handle counter-clockwise.



### 4 | Tension Control

Leaning back in the chair, decide if the resistance of the chair is comfortable. If it is too stiff, rotate the tension knob counter-clockwise. If the chair does not provide enough resistance, turn the knob clockwise.



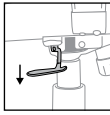
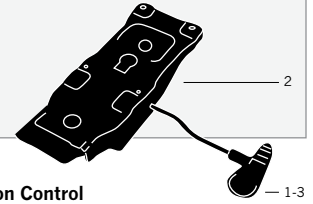
### 6 | Infinite Tilt Lock

To adjust the recline angle, pull the paddle up to unlock it. Recline to the desired position and push the paddle down to lock in place.

# CONTROLS

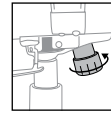
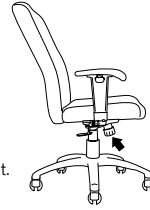
## BASIC SYNCHRO-TILT 4 (BT4) - 89

**Overview:** Task applications which require moderate and affordable adjustability. Suitable for chairs with separate seat and back construction. Synchro-Tilt action with lock in upright position only.



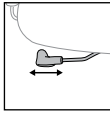
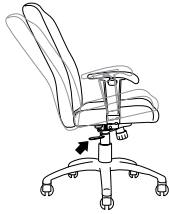
### 1 | Seat Height Adjustment

To raise the chair, lift the paddle up while lifting your weight from the seat until you reach the desired height. Release the paddle to lock into place. To lower the chair, lift the paddle up allowing your weight to push the seat down to the desired height. Release the paddle to lock into place.



### 2 | Tension Control

Leaning back in the chair, decide if the resistance of the chair is comfortable. If it is too stiff, rotate the tension knob counter-clockwise. If the chair does not provide enough resistance, turn the knob clockwise.

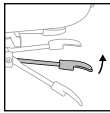
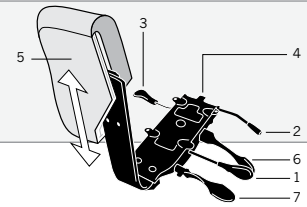


### 3 | Tilt Lock

To adjust the chair tilt, pull the paddle out to unlock it. Recline to the desired position. Push the paddle in to lock in the upright position only.

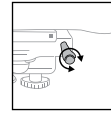
## VALUE PLUS (VP) - 90

**Overview:** Task applications which require extensive adjustability. Center pivot tilting action with infinite tilt lock. Suitable for chairs with independent seat and back construction. "J-Bar" construction provides enhanced visual appeal.



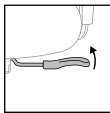
### 1 | Seat Height Adjustment

To raise the chair, lift the paddle up while lifting your weight from the seat until you reach the desired height. Release the paddle to lock into place. To lower the chair, lift the paddle up allowing your weight to push the seat down to the desired height. Release the paddle to lock into place.



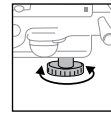
### 2 | Forward Seat Angle Adjustment

To tilt the seat forward, first recline slightly in the chair and then rotate handle clockwise until desired angle is reached. To return to a neutral position, rotate handle counter-clockwise.



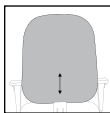
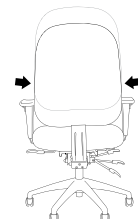
### 3 | Seat Depth Adjustment

To adjust the seat depth, lift up on paddle and simultaneously lift your weight from the seat while sliding the seat forward or backward. Release the paddle to lock the seat in place.



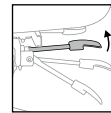
### 4 | Tension Control

Leaning back in the chair, decide if the resistance of the chair is comfortable. If it is too stiff, rotate the tension knob counter-clockwise. If the chair does not provide enough resistance, turn the knob clockwise.



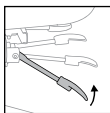
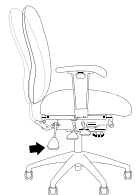
### 5 | Back Height Adjustment

To adjust back height, lean forward and grasp the sides of the outside back. To raise, slide the back up. To lower, slide it all the way to the top and then lower to desired height. Release to lock in place.



### 6 | Infinite Tilt Lock

To adjust the recline angle, pull the paddle up to unlock it. Recline to the desired position and push the paddle down to lock in place.

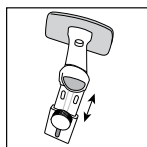
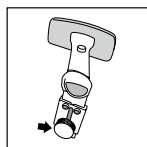


### 7 | Back Angle Adjustment

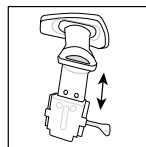
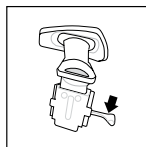
To increase the angle of the back, lift the paddle up while putting your weight on the back of the chair until desired angle. Release the paddle to lock. To decrease the angle of the back, lift the paddle up while removing your weight from the back until you reach the desired angle. Release the paddle to lock into place.

# ARM ADJUSTMENTS

## ARM WIDTH OPTION SPECIFICATIONS



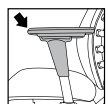
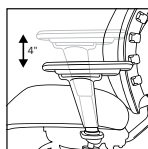
**AWK:** Arm width adjustment with a turn knob.  
Available for:  
NA (No Arms), AT, WA, T2, 4D, MF, TW.



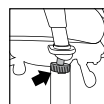
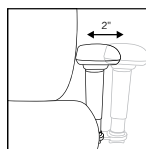
**AWL:** Arm width adjustment with lever.  
Available for: T2, 4D and TW only.  
Not available with AT arms or products with a shroud.  
Standard with MF Arms.

## MULTI-FUNCTIONAL ARM - MF

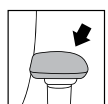
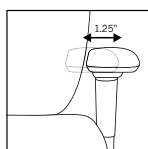
(Adjustable 4" height, pivots and slides side to side and front to back)



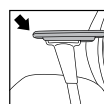
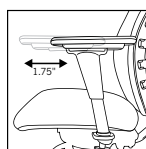
**Arm Height Adjustment**  
To increase the arm height, press the button on the outside of the arm and pull up on the arm until the desired height is reached. The release the button. To lower the arm height, press the button again until desired height is reached and release the button.



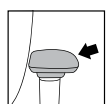
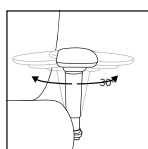
**Width Adjustment**  
To adjust the arm width, loosen the knob found under the seat, move the arm to the desired width and tighten the knob to lock in place.  
AWL is standard, AWK optional on some models.



**Arm Cap Adjustment - Side to Side**  
Arm caps can be moved inward or outward by pressing the button on the inside of the arm cap and sliding the cap in the desired position.



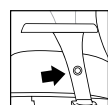
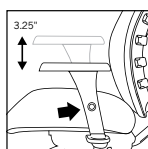
**Arm Cap Adjustment - Front to Back**  
To change arm cap depth, press the button on the inside of the arm cap and slide forwards or backwards to desired position.



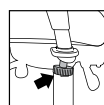
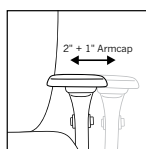
**Arm Cap Adjustment - Pivot**  
To change the angle of the arm cap, press the button on the inside of the arm cap and twist the arm cap either left or right.

## 4 DIMENSIONAL ARM - 4D

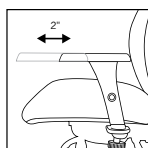
(Adjustable 3.25" height, cap pivots inwards and slides side to side and front to back (width adjustment optional))




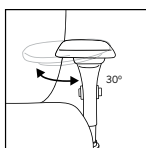
**Arm Height Adjustment**  
To adjust the arm height, push the button in and move the arm to the desired height. Release the button to lock in place.



**Width Adjustment (Optional)**  
To adjust the arm width, loosen the knob found under the seat, move the arm to the desired width and tighten the knob to lock in place.  
AWK and AWL available on most models.  
Note: Optional on some models



**Arm Cap Adjustment - Front and Back**  
Arm caps can be moved in or out by sliding the cap in the desired direction.

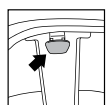
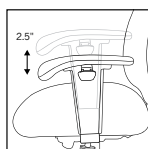


**Arm Cap Adjustment - Side to Side**  
Arm caps can be moved in or out by sliding the cap in the desired direction.

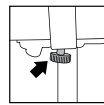
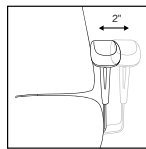
**Pivot Inwards**  
Arm caps can be moved in or out by sliding the cap in the desired direction.

## ADJUSTABLE T ARM - AT

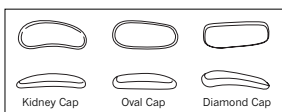
(Adjustable 2.5" height (width adjustment optional))



**Arm Height Adjustment**  
To adjust the arm height, push the button up and move the arm to the desired height. Release the button to lock in place.



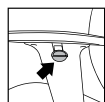
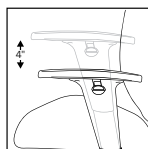
**Arm Width Adjustment (Optional)**  
To adjust the arm width, loosen the knob found under the seat, move the arm to the desired width and tighten the knob to lock in place.  
AWK is standard, AWL not available with this arm.  
Note: Optional on some models



# ARM ADJUSTMENTS

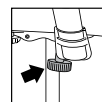
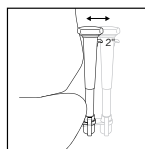
## TASK 2 ARM - T2

(Adjustable 4" height (width adjustment optional))



### Arm Height Adjustment

To adjust the arm height, push the button up and move the arm to the desired height. Release the button to lock in place.

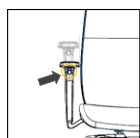


### Arm Width Adjustment (Optional)

To adjust the arm width, loosen the knob found under the seat, move the arm to the desired width and tighten the knob to lock in place. AWK and AWL available on most models.

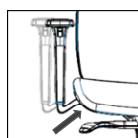
## L1 WITH ARM - WA

(Adjustable 4" height)



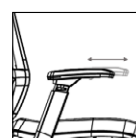
### Arm Height Adjustment

To adjust the arm height, push the button in at the front of the arm and move the arm to the desired height. Release the button to lock in place.



### Arm Width Adjustment

To adjust the arm width, pull the lever open to unlock the arm, move the arm to the desired width and close the lever to lock in place.

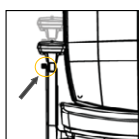


### Arm Cap Adjustment - Front and Back

Arm caps can be moved forward or backwards by sliding the cap in the desired direction.

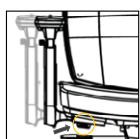
## ENTAIL WITH ARM - WA

(Adjustable 4" height)



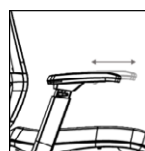
### Arm Height Adjustment

To adjust the arm height, press the lever located under the arm cap to raise or lower the arm. Release the lever to lock in place.



### Arm Width Adjustment

To adjust the arm width, loosen the knob found under the seat, move the arm to the desired width and tighten the knob to lock in place.

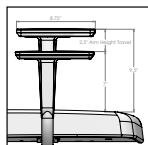


### Arm Cap Adjustment - Front and Back

Arm caps can be moved forward or backwards by sliding the cap in the desired direction.

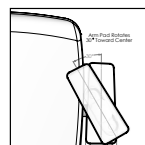
## PROPRIETARY DUAL ARM - L2

(Adjustable 2.5" height and rotates 30° inward)



### Arm Height Adjustment

To adjust the arm height, press the button on the outside of the arm and pull the arm pad up to the desired height. There are 6 positions of height.

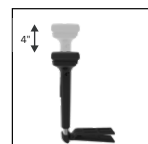


### Arm Cap Adjustment

Arm caps can be tilted inward to provide forearm support.

## T7 ARM - T7

(Adjustable 4" height and rotates 360°, width adjustment included)



### Arm Height Adjustment

To adjust the arm height, push the button in on the side of the arm and move the arm to the desired height. Release the button to lock in place.



### Arm Width Adjustment

To adjust the arm width, loosen the knob found under the seat, move the arm to the desired width and tighten the knob to lock in place.



### Arm Cap Adjustment

To adjust the arm cap inward, slide the arm cap to the desired position.



### Arm Cap Swivel Adjustment

Arm caps can be rotated 360 degrees. Simply rotate to the desired position.

# CUSTOMER'S OWN MATERIAL (COM)/LEATHER (COL)

For any COM fabric application, please request the official COM notification form QSF 182. One memo sample (6" x 6") of all COM/COL fabrics must be submitted for approval with the following information:

1. Customer Purchase Order
2. Chair Name/Model Code/Quantity
3. Fabric Supplier
4. Fabric Name/Number/Color
5. Ship To: address

Memo samples to be shipped to:

ALLSEATING CORPORATION  
Attn: Customer Service Department  
5800 Avebury Road, Unit #3  
Mississauga, ON L5R 3M3  
CANADA

Allseating is not responsible for the return of samples; nor the durability, color inaccuracies, dye lot variations, tailoring quality or other defects of any COM/COL.

Upon application approval of COM/COL, fabric must be sent to corporate headquarters with the following:

1. COM/COL Notification Form
2. Commercial Invoice
3. NAFTA Certificate – If shipment originates from the U.S.A.
4. Your company name & contact person
5. Your purchase order number

On your Purchase Order, the following information must be supplied to the factory regarding COM/COL fabric:

1. Manufacturer's name
2. Correct model number to which COM or COL is to be applied
3. A sample (6" x 6") of the COM or COL
4. Instructions for proper application
5. Manufacturer's pattern and color number
6. Correct side of fabric

When no instructions are received with your COM or COL, Allseating will use our own judgment with no recourse. Extended lead times may occur if COM or COL is not properly identified when received by Allseating. Allseating is not responsible for any unclaimed COM/COL 30 days beyond shipment of goods.

COM yardage shown in the Price Catalog is based on single chair requirements. For multiples, the yardage may be reduced, please call Customer Service for details. Regular COM orders will be charged at Group 2 pricing and regular COL orders will be charged at Group 4 pricing.

Allseating reserves the right to reject any COM Fabric or COL Material which, in our opinion, is unsuitable. COM fabric must be supplied in one piece. Where patterns or repeats are involved additional yardage may be required.

All COM/COL orders will not be scheduled for production until Customer Service receives confirmation from our warehouse or receiving department that the fabric has arrived. Shipping will be approximately 4 weeks from receipt of fabric.

All items are available with material furnished by the customer. Yardage requirements listed in our price list are based on 54" wide plain material. Generally, additional yardage is required if striped or patterned material is used, if pattern requires matching or if width of material is less than 54" wide. Please contact customer service to determine additional yardage requirements. Though every effort has been made to estimate additional yardage required, Allseating takes no responsibility where additional material must be ordered.

For patterns with a repeat distance of 0"- 9" please estimate an additional 10% in yardage. For a repeat distance of 10"- 20" please estimate an additional 20% in yardage. Any repeat higher than 20" please contact customer service to determine additional yardage requirements.

If you wish to provide your own leather, please estimate 17 square feet of leather per yard of material required, based on the yardage requirement listed for each piece. Allseating will not order special leather from any supplier other than their own.

Allseating can take no responsibility for tailoring, wearability or application of COM/COL covers. Allseating is not held responsible for receipt of defective fabrics, as they are all applied as first quality goods. COM/COL is applied at customer's own risk and Allseating assumes no liability



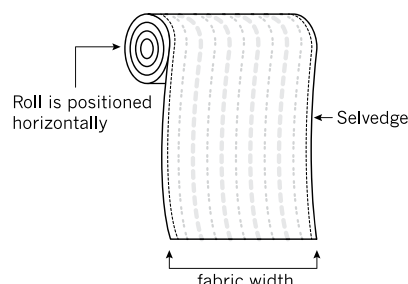
# CUSTOMER'S OWN MATERIAL (COM)/LEATHER (COL)

## ALL STANDARD SEATING FABRICS ARE APPLIED RIGHT WAY (OFF-THE-BOLT)

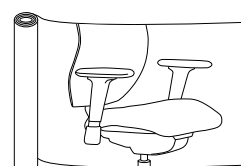
Usually, seating fabrics are patterned to run Right-Way (off-the-bolt). Allseating will upholster all seating products with the fabric pattern running off the bolt unless special instructions stating otherwise are received. (Upcharges may apply)

### Right Way Application (Off The Bolt)

To avoid unnecessary confusion, always specify Right Way or Railroad.  
Explanation of what Railroad and Right Way means.



**RW = Right Way**  
(As woven) or Top Right  
or In and Out of Both or  
Up the Goods



**RR = Railroad**  
or Selvedge to Top

## FABRIC UPGRADE CHART FOR FABRICS GRADED 9 – 12

Determine the amount of fabric required for the product by referencing the COM yardage requirements as published. Once yardage has been determined, add the indicated list amount in the chart below to the published Group 8 price and discount as required.

Yardage	Grade 9	Grade 10	Grade 11	Grade 12
0.5	\$37	\$73	\$111	\$147
0.75	\$56	\$110	\$166	\$220
1	\$74	\$146	\$221	\$293
1.25	\$93	\$183	\$276	\$366
1.5	\$111	\$219	\$332	\$440
1.75	\$130	\$256	\$387	\$513
2	\$148	\$292	\$442	\$586
2.25	\$167	\$329	\$497	\$659
2.5	\$185	\$365	\$553	\$733
2.75	\$204	\$402	\$608	\$806
3	\$222	\$438	\$663	\$879
3.25	\$241	\$475	\$718	\$952
3.5	\$259	\$511	\$774	\$1,026
3.75	\$278	\$548	\$829	\$1,099
4	\$296	\$584	\$884	\$1,172
4.25	\$315	\$621	\$939	\$1,245
4.5	\$333	\$657	\$995	\$1,319
4.75	\$352	\$694	\$1,050	\$1,392
5	\$370	\$730	\$1,105	\$1,465
5.25	\$389	\$767	\$1,160	\$1,538
5.5	\$407	\$803	\$1,216	\$1,612
5.75	\$426	\$840	\$1,271	\$1,685
6	\$444	\$876	\$1,326	\$1,758
6.25	\$463	\$913	\$1,381	\$1,831
6.5	\$481	\$949	\$1,437	\$1,905
6.75	\$500	\$986	\$1,492	\$1,978
7	\$518	\$1,022	\$1,547	\$2,051
7.25	\$537	\$1,059	\$1,602	\$2,124
7.5	\$555	\$1,095	\$1,658	\$2,198
7.75	\$574	\$1,132	\$1,713	\$2,271

Yardage	Grade 9	Grade 10	Grade 11	Grade 12
8	\$592	\$1,168	\$1,768	\$2,344
8.25	\$611	\$1,205	\$1,823	\$2,417
8.5	\$629	\$1,241	\$1,879	\$2,491
8.75	\$648	\$1,278	\$1,934	\$2,564
9	\$666	\$1,314	\$1,989	\$2,637
9.25	\$685	\$1,351	\$2,044	\$2,710
9.5	\$703	\$1,387	\$2,100	\$2,784
9.75	\$722	\$1,424	\$2,155	\$2,857
10	\$740	\$1,460	\$2,210	\$2,930
10.25	\$759	\$1,497	\$2,265	\$3,003
10.5	\$777	\$1,533	\$2,321	\$3,077
10.75	\$796	\$1,570	\$2,376	\$3,150
11	\$814	\$1,606	\$2,431	\$3,223
11.25	\$833	\$1,643	\$2,486	\$3,296
11.5	\$851	\$1,679	\$2,542	\$3,370
11.75	\$870	\$1,716	\$2,597	\$3,443
12	\$888	\$1,752	\$2,652	\$3,516
12.25	\$907	\$1,789	\$2,707	\$3,589
12.5	\$925	\$1,825	\$2,763	\$3,663
12.75	\$944	\$1,862	\$2,818	\$3,736
13	\$962	\$1,898	\$2,873	\$3,809
13.25	\$981	\$1,935	\$2,928	\$3,882
13.5	\$999	\$1,971	\$2,984	\$3,956
13.75	\$1,018	\$2,008	\$3,039	\$4,029
14	\$1,036	\$2,044	\$3,094	\$4,102
14.25	\$1,055	\$2,081	\$3,149	\$4,175
14.5	\$1,073	\$2,117	\$3,205	\$4,249
14.75	\$1,092	\$2,154	\$3,260	\$4,322
15	\$1,110	\$2,190	\$3,315	\$4,395

Select your chair, follow the steps below and enter corresponding codes in the boxes along the bottom of the page:



## OPTIONS

NOTE: For complete credit information, please refer to Allseating's 'Order Acceptance Policy' and 'Credit Terms' available in this catalog, under 'Conditions of Sale'.

If you have any questions about your order or the ordering process, please contact Allseating's Customer Service Department at 1 800 563 3502.

Specifications and Pricing valid at time of publishing.  
Please refer to SpecAll™ for most up-to-date information  
at [www.allseating.com](http://www.allseating.com)

To determine your Model Code refer to the Series, Back Style, Controls (or Leg), available and the upcharge (if applicable) for each option. Select the desired configuration and place the corresponding number in the boxes noted at the bottom of the page.

Refer to the Arms, Finishes, Option Code etc. for the availability and the upcharge for each option. Choose the options you require, and fill in the boxes with the appropriate code. If multiple options are desired, simply separate with a hyphen. If you do not fill in any option codes, you will be shipped the standard components.

Refer to the Allseating fabric cards, and select your fabric. The pricing pages indicate list prices for Group 1 - Group 8 Fabrics, as well as Leather 1-3 (for Groups 9 - 12 please see page 19 for pricing). Enter your selected Fabric Code into the appropriate box. Allseating customers may provide their own fabric or leather, and if you wish to do so, please see page 18 for COM and COL information.

The group of the fabric you select determines the list price of your chair. Please refer to the price chart at the top of the pricing page to determine the list price. If options are selected, add the corresponding upcharge to the list price.

For example, using the same model as above with a Grade 3 fabric the base list price will be: **\$1,070**

With the options note:

84012 (with Grade 3 fabric) \$1,070

**T2 \$105 + 2PT \$25 + SS \$79 + AWK \$29 + LH \$28**

**FINAL LIST PRICE = \$1.248**

# HOW TO ORDER YOUR ALLSEATING CHAIR

## PLACE YOUR ORDER!

Email the following information to Allseating's Order Entry Department at [orders@allseating.com](mailto:orders@allseating.com) (or fax 1 800 272 9911):

- 1 | Completed Model Code with corresponding Options and Fabric codes.
- 2 | Final pricing. Please ensure that you calculate all of your selected options into your final price, as well as any discounts.
- 3 | Completed Purchase Order on company stationery or company letterhead, and include:
  - a purchaser's signature
  - a ship to address
  - contact name, phone number and e-mail address
  - **if available, please include SIF, XML or 20/20 Worksheet with purchase order.**

Please ensure that the Purchase Order is made out to:

Allseating  
5800 Avebury Road, Unit 3  
Mississauga, Ontario Canada  
L5R 3M3

You will receive an automated order confirmation within 72 hours of receiving your Purchase Order, providing all correct information is received. Thank you in advance!

## FREIGHT SERVICES

Please be aware that Allseating's standard is to ship in KD (Knocked Down) format. However, in order for us to provide you with the best value and help you control your costs, Allseating offers 3 flat rate freight options: KD-Knocked Down, BW-Fully Assembled Blanket Wrapped and FA-Fully Assembled in a Carton (minimum order quantity of 25 units/seats applies). Where available, these options are detailed on each product page with a model code and price. For each of these freight options, Allseating will select carriers at their discretion. Allseating's standard shipping is "Best Way" which is typically "Dock to Dock". Recipients are required to arrange for people to receive and unload the contents of the trailer. Should an appointment be required with your receiving dock, this must be indicated on your purchase order and the freight company will reach out 24 hours in advance for a delivery appointment. Should you require any special freight services that are not included with our standard freight, the Allseating Sales Support Team will gladly assist you. However, for your convenience, we have provided an estimated price associated with the services commonly requested. Please ensure that you indicate one of the three (3) Freight Requirements offered in your model code: **AS** - Allseating Standard, **GD** - Guaranteed Delivery Date and Time (quote required) or **FQ** - Special Freight Service (quote required).

Please note the following freight service costs and ensure you indicate the quote reference # and charge provided by Sales Support on your Purchase Order:

ALLSEATING FREIGHT SERVICE*	NET PRICE	MODEL CODE
Guaranteed Delivery Date and Time	Call for quote	GD
Inside delivery	Call for quote	FQ
Residential Delivery	Call for quote	FQ
Shipments requiring to be palletized	Call for quote	FQ
Delivery before/after hours and/or weekends	Call for quote	FQ
Shipping points beyond standard zones (remote locations)	Call for quote	FQ
Overseas deliveries	Call for quote	FQ
Smaller truck required	Call for quote	FQ
Deliveries outside the 48 contiguous states and Canada (including NWT, YK, NU)	Call for quote	FQ
No Dock but accessible to 53 foot trailer	\$150 per truck	FQ
Not accessible to 53 foot trailer / small truck	\$300 per truck	FQ
Curbside delivery with 53 foot trailer	\$150 per truck	FQ
After hours	\$600 per truck	FQ
Power Tailgate	\$300 per truck	FQ
Military Base where US driver required for delivery	\$500 per truck	FQ
Driver Assist	\$300 per truck	FQ
Waiting*	\$125 /hour	

\*Please note that ALL services (including Allseating's Standard delivery) have a specific window for trucks to be unloaded (LTL=1 hour, FTL=2 hours). Any wait time outside of that window will incur charges at \$125/hour.

# MESH APPLICATION

MESH	MODEL CODE	COLOR NAME	YOU	LEVO	EIGHTY TWO	ENTAIL	INERTIA	ZIP	L1	FLUID	FOSTER
M1 [ENTAIL]	1ON	ONYX		•		•	•				
	1CN	CARBON		•		•	•				
	1CO	CAROB		•		•	•				
	1CR	CRIMSON		•		•	•				
	1CU	CURRENT		•		•	•				
	1DU	DUNE		•		•	•				
	1HZ	HAZE		•		•	•				
	1MA	MAIZE		•		•	•				
	1MI	MIDNIGHT		•		•	•				
	1PC	PACIFIC		•		•	•				
	1SA	SAGE		•		•	•				
	1SK	SMOKE		•		•	•				
	1CV	COVE		•		•	•				
	1AU	AUTUMN		•		•	•				
M2 [FLUID, FOSTER, YOU MESH]	2IR	IRON	•			•	•	•	•	•	•
	2PT	PLATINUM	•			•	•	•	•	•	•
	2ZC	ZINC	•			•	•	•	•	•	•
	2CP	COPPER	•			•	•	•	•	•	•
	2PW	PEWTER	•			•	•	•	•	•	•
	2BR	BRONZE	•			•	•	•	•	•	•
	2PA	PATINA	•			•	•	•	•	•	•
	2GO	GOLD	•			•	•	•	•	•	•
	2RH	RHODIUM	•			•	•	•	•	•	•
M3 [FLUID, FOSTER, YOU MESH]	3EB	EBONY	•			•	•	•		•	•
	3CB	COBALT	•			•	•	•		•	•
	3SI	SILICA	•			•	•	•		•	•
	3SD	SANDSTONE	•			•	•	•		•	•
	3DG	DARK GREY	•			•	•	•		•	•
M4 [HONEYCOMB]	4BH	BLACK HONEYCOMB	•			•	•	•		•	
M7 [INERTIA]	7BK	BLACK					•				
	7NY	NAVY					•				
	7SB	SKY BLUE					•				
	7GR	GREY					•				
	7SV	SILVER					•				
	7SD	SANDSTONE					•				
	7GA	GREEN APPLE					•				
	7FL	FLARE					•				
M8 [ZIP]	8HM	HORIZONTAL						•			
	8SM	SHEER LATTITUDE						•			
M9	9PE	PETAL	•	•					•		
	9FL	FLAME	•	•					•		
	9SU	SUNFLOWER	•	•					•		
	9BS	BLUE SPRUCE	•	•					•		
	9RE	REEF	•	•					•		
	9BA	BAMBOO	•	•					•		
	9CH	CHESTNUT	•	•					•		
	9FR	FROST	•	•					•		
	9GR	GRANITE	•	•					•		
	9CO	COSMOS	•	•					•		
M10	10C	CHARCOAL							•		
	10N	NICKLE							•		
	10F	FOG							•		
	10B	BLACK							•		
M11	11M	MIXTAPE			•						
	11S	STARDUST			•						
	11N	NEW WAVE			•						
	11A	ARCADE			•						

# ALLSEATING™ PILLOWS



## FEATURES

- Flame resistant StaminaFibre™ filling allows pillow to maintain shape and feel after numerous washes
- Includes removable cover with invisible zipper and pillow insert
- Machine washable
- Hypoallergenic

## DIMENSIONS

Square Pillow

- 16"L | 16"W
- COM: 0.5 yards

Lumbar Pillow

- 20"L | 11"W
- COM: 0.75 yards

## NOTES

- Ships fully assembled
- For BW Freight Options, must accompany a qualifying seating order where minimum quantities apply, please check with Sales Support for details
- Allseating pillows are warranted for 3 years against flattening

## BASE PRICE | \$120

E4P01

### DESCRIPTION

Allseating pillows provide the perfect amount of support and comfort while also lending complimentary accent colours to our lounge seating

Code	Grade 1	Grade 2/ COM	Grade 3	Grade 4/ COL	Grade 5	Grade 6	Grade 7	Grade 8	Leather 1	Leather 2	Leather 3
E4P01	\$120	\$141	\$155	\$173	\$188	\$216	\$248	\$283	\$360	\$394	\$497
E4P02	\$148	\$162	\$171	\$183	\$194	\$212	\$233	\$257	\$308	\$331	\$399

SERIES	E4P	Allseating Pillows	QS	\$
SHAPE	01	Lumbar Pillow [11" x 21"]		-
	02	Square Pillow [16" x 16"]		\$25
FREIGHT OPTIONS	FA	Fully Assembled in a Carton		-
	BW	Blanket Wrapped [available if combined with qualified seating]		-
FREIGHT REQUIREMENTS	AS	Allseating Standard		-
	FQ	Special Freight Instructions (Call for Quote)		VAR
	GD	Guaranteed Delivery Date and Time (Call for Quote)		VAR

## TO ORDER SIMPLY FILL IN THE BLANKS

<input type="text" value="E4P"/>	-	<input type="text"/>	-	<input type="text"/>	-	<input type="text"/>	-	<input type="text"/>
SERIES		SHAPE		FREIGHT OPTION		FREIGHT REQUIREMENTS		FABRIC CODE Please refer to allseating.com for fabric codes.





- Standard nylon glide
- Reinforced polypropylene seat and back
- Polished aluminum arms
- Wall-Saving designed frame
- Shroud included with optional upholstered seat
- Stacks 14 high on dolly, 7 with upholstered seats
- Stacks 6 on the floor, 4 with upholstered seats
- Caster stacking

## DIMENSIONS

- Overall Armless: 33.88"H | 20.93"W | 22.75"D
- Overall Penguin Arm 4-Leg: 33.88"H | 26.5"W | 22.75"D
- Overall Loop Arm 4-Leg: 33.88"H | 24.25"W | 22.75"D
- Seat: 18"W | 17.38"D | 18"H
- Back: 14"H | 18"W
- Upholstered seat will add 0.75" to seat height
- COM Seat: 0.75 yards

## NOTES

- Ships full assembled, for BW Freight Option, a 25 unit minimum order applies.
- For orders of less than 2, a cartoning surcharge of \$22 net will be incurred per order.
- Ganging brackets shipped separately: Requires Installation.
- This product meets the requirements set forth in ANSI/BIFMA X5.1-2011 and is warranted for users up to 350 lbs.
- Dimensions are dependant on options selected. Product can be configured to comply with BIFMA G1-2002 Guidelines.
- Felt covered glides are suitable for use on hardwood, marble.
- Chrome Rockers best used on uneven floors, but are also suitable for all floor types

**BASE PRICE | \$615**  
24054-NPA/NPM

### PRODUCT BEING PHASED OUT

DESIGN | BUSK + HERTZOG | OPEN MARKET

Polypropylene Seat and Back	Grade 1	Grade 2/ COM	Grade 3	Grade 4/ COL	Grade 5	Grade 6	Grade 7	Grade 8	Leather 1	Leather 2	Leather 3
\$615	\$685	\$706	\$720	\$738	\$753	\$781	\$813	\$848	\$925	\$959	\$1,062

SERIES	24	Astute	QS	\$
BACK STYLE	0	Midback		-
LEG	54	Stackable 4-Leg		-
	50	Stackable Sled (will not stack with loop arm)		\$10
ARM	N	No Arm [Arm Finish Selection Still Required]		-
	G	Penguin Arm		\$70
	L	Loop Arm (will not stack with sled base)		\$120
ARM FINISH	PA	Polished Aluminum		-
	PM	Painted to Match Frame		-
FRAME FINISH	CM	Chrome		\$65
	MON	Matte Onyx		-
	MSK	Matte Smoke		-
	PON	Onyx		-
	PSK	Smoke		-
	PMI	Midnight		-
TRIM FINISH (glides + shroud)	BKN	Black		-
	SKN	Smoke		-
POLYPROPYLENE	ON	Onyx		-
Indicate:	SK	Smoke		-
B for Back   S for Seat	MI	Midnight		-
OPTIONS	UPH	Fully Upholstered Seat with Poly Back		VAR
	CA	Carpet Casters [Black Trim Only]		\$48
	TC	Dual Surface Casters [Black Trim Only]		\$55
	CR	Chrome Rocker [Black Trim Only]		\$26
	FG	Felt Glides (4-Leg + Black Trim only)		\$16
	FG	Felt Glides (Sled)		\$16
	GB	Ganging Bracket (No Arm only)		\$21
FREIGHT OPTIONS	FA	Fully Assembled in a Carton		-
	BW	Blanket Wrapped Fully Assembled [25 Unit Minimum]		\$35
FREIGHT REQUIREMENTS	AS	Allseating Standard		-
	FQ	Special Freight Instructions (Call for Quote)		VAR
	GD	Guaranteed Delivery Date and Time (Call for Quote)		VAR

	<b>ASTUTE Dolly 14</b>	Please ensure dolly has separate model/line item with quantities specified.	<b>\$515</b>
--	------------------------	-----------------------------------------------------------------------------	--------------

COLORS AVAILABLE	CODE	WHILE QUANTITIES LAST [25 UNIT MINIMUM ORDER QUANTITY]
Indicate:	HZ	Haze
B for Back	CT	Cotton
S for Seat	CU	Currant
P for Paint	CR	Crimson
	SA	Sage
Painted frames add	CV	Cove
\$30 List	MA	Maize
	DU	Dune
	PC	Pacific

**TO ORDER SIMPLY FILL IN THE BLANKS**

24	0						B	S			
SERIES	BACK STYLE	LEG	ARM	ARM FINISH	FRAME FINISH	TRIM FINISH	POLYPROPYLENE BACK	POLYPROPYLENE SEAT	OPTIONS <small>For additional options</small>	FREIGHT OPTION	FABRIC CODE <small>Please refer to allseating.com</small>

**OPTIONS**  
For additional options  
separate with (-) hyphen

<b>FREIGHT OPTION</b>	<b>FABRIC CODE</b> Please refer to <a href="http://allseating.com">allseating.com</a> for fabric codes.
---------------------------	---------------------------------------------------------------------------------------------------------------





# ASTUTE® STOOL POLY

DESIGN | BUSK + HERTZOG | OPEN MARKET

**BASE PRICE | \$665**  
24052-NPA/NPM

**PRODUCT BEING PHASED OUT**

Polypropylene Seat and Back	Grade 1	Grade 2/ COM	Grade 3	Grade 4/ COL	Grade 5	Grade 6	Grade 7	Grade 8	Leather 1	Leather 2	Leather 3
\$665	\$735	\$756	\$770	\$788	\$803	\$831	\$863	\$898	\$975	\$1,009	\$1,112

## FEATURES

- Standard nylon glide
- Reinforced polypropylene seat and back
- Polished aluminum arms
- Wall-Saving designed frame
- Shroud included with optional upholstered seat
- Stacks 10 high on dolly, 7 with upholstered seats
- Stacks 4 on the floor, 4 with upholstered seats

## DIMENSIONS

- Bar Overall Armless: 46.9"H | 21.8"W | 22.75"D
- Bar Overall Penguin Arm: 46.9"H | 26.6"W | 22.75"D
- Bar Overall Loop Arm: 46.9"H | 24.3"W | 22.75"D
- Bar Seat: 31.1"H | 18.2"W | 17.2"D
- Counter Overall Armless: 41.5"H | 21.4"W | 22.74"D
- Counter Overall Penguin Arm: 41.5"H | 26.6"W | 22.75"D
- Counter Overall Loop Arm: 41.5"H | 24.3"W | 22.75"D
- Counter Seat: 25.7"H | 18.2"W | 17.2"D
- COM Seat: 1.25 yds

## NOTES

- For orders of less than 2, a cartoning surcharge of \$22 net will be incurred per order.
- This product meets the requirements set forth in ANSI/BIFMA X5.1-2011 and is warranted for users up to 350 lbs.
- Dimensions are dependant on options selected. Product can be configured to comply with BIFMA G1-2002 Guidelines.
- Felt covered glides are suitable for use on hardwood, marble.
- Chrome Rockers best used on uneven floors, but are also suitable for all floor types

SERIES	24	Astute	QS	\$
BACK STYLE	0	Midback		-
LEG	52	Counter 4-Leg		-
	53	Counter Sled (will not stack with loop arm)		\$10
	55	Bar 4-Leg		\$30
	56	Bar Sled (will not stack with loop arm)		\$40
ARM	N	No Arm [Arm Finish Selection Still Required]		-
	G	Penguin Arm		\$70
	L	Loop Arm (will not stack with sled base)		\$120
ARM FINISH	PA	Polished Aluminum		-
	PM	Painted to Match Frame		-
FRAME FINISH	CM	Chrome		\$65
	MON	Matte Onyx		-
	MSK	Matte Smoke		-
	PON	Onyx		-
	PSK	Smoke		-
	PMI	Midnight		-
TRIM FINISH (glides + shroud)	BKN	Black		-
	SKN	Smoke		-
POLYPROPYLENE	ON	Onyx		-
Indicate:	SK	Smoke		-
B for Back   S for Seat	MI	Midnight		-
OPTIONS	UPH	Fully Upholstered Seat with Poly Back		VAR
	CR	Chrome Rocker [Black Trim Only]		\$26
	FG	Felt Glides (4-Leg + Black Trim only)		\$16
	FG	Felt Glides (Sled)		\$16
FREIGHT OPTIONS	FA	Fully Assembled in a Carton		-
	BW	Blanket Wrapped Fully Assembled [25 Unit Minimum]		\$35
FREIGHT REQUIREMENTS	AS	Allseating Standard		-
	FQ	Special Freight Instructions (Call for Quote)		VAR
	GD	Guaranteed Delivery Date and Time (Call for Quote)		VAR

ASTUTE Dolly 14	Please ensure dolly has separate model/line item with quantities specified.	\$515
-----------------	-----------------------------------------------------------------------------	-------

COLORS AVAILABLE	CODE	WHILE QUANTITIES LAST [25 UNIT MINIMUM ORDER QUANTITY]
Indicate:	HZ	Haze
B for Back	CT	Cotton
S for Seat	CU	Currant
P for Paint	CR	Crimson
	SA	Sage
Painted frames add \$30 List	CV	Cove
	MA	Maize
	DU	Dune
	PC	Pacific

## TO ORDER SIMPLY FILL IN THE BLANKS

24	0						B	S			
SERIES	BACK STYLE	LEG	ARM	ARM FINISH	FRAME FINISH	TRIM FINISH	POLYPROPYLENE BACK	POLYPROPYLENE SEAT	OPTIONS	FREIGHT OPTION	FABRIC CODE

For additional options separate with (-) hyphen.

Please refer to allseating.com for fabric codes.





# ASTUTE® FULLY UPHOLSTERED

## BASE PRICE | \$572

25054-NA

MODEL CODE	Grade 1	Grade 2/ COM	Grade 3	Grade 4/ COL	Grade 5	Grade 6	Grade 7	Grade 8	Leather 1	Leather 2	Leather 3
SEAT	\$286	\$304	\$315	\$330	\$343	\$366	\$392	\$422	\$486	\$514	\$600
BACK	\$286	\$304	\$315	\$330	\$343	\$366	\$392	\$422	\$486	\$514	\$600

### FEATURES

- Standard nylon glide
- Polished aluminum arms
- Wall-Saving designed frame
- Stacks 7 high on dolly, 4 on the floor
- Caster stacking
- Shroud included

### DIMENSIONS

- Overall Armless: 33.88"H | 20.93"W | 22.75"D
- Overall Penguin Arm 4-Leg: 33.88"H | 26.5"W | 22.75"D
- Overall Loop Arm 4-Leg: 33.88"H | 24.25"W | 22.75"D
- Seat: 18"W | 17.38"D | 19"H
- Back: 14"H | 18"W
- COM Back: 0.75 yards
- COM Seat: 0.75 yards
- COM: 1.25 yards

### NOTES

- Ships fully assembled for BW Freight Options, a 25 unit minimum order applies
- For orders of less than 2, a cartoning surcharge of \$22 net will be incurred per order.
- Ganging brackets shipped separately: Requires Installation.
- This product meets the requirements set forth in ANSI/BIFMA X5.1-2011 and is warranted for users up to 350 lbs.
- Dimensions are dependant on options selected. Product can be configured to comply with BIFMA G1-2002 Guidelines.
- Felt covered glides are suitable for use on hardwood, marble.
- Chrome Rockers best used on uneven floors, but are also suitable for all floor types

SERIES	25	Astute Fully Upholstered	QS	\$
BACK STYLE	0	Midback		-
LEG	54	Stackable 4-Leg		-
	50	Stackable Sled (will not stack with loop arm)		\$10
ARM	N	No Arm [Arm Finish Selection Still Required]		-
	G	Penguin Arm		\$70
	L	Loop Arm (will not stack with sled base)		\$120
ARM FINISH	PA	Polished Aluminum		-
	PM	Painted to Match Frame		-
FRAME FINISH	CM	Chrome		\$65
	MON	Matte Onyx		-
	MSK	Matte Smoke		-
	PON	Onyx		-
	PSK	Smoke		-
	PMI	Midnight		-
TRIM FINISH (glides + shroud)	BKN	Black		-
	SKN	Smoke		-
OPTIONS	CA	Carpet Casters [Black Trim Only]		\$48
	TC	Dual Surface Casters [Black Trim Only]		\$55
	CR	Chrome Rocker [Black Trim Only]		\$26
	FG	Felt Glides (4-Leg + Black Trim only)		\$16
	FG	Felt Glides (Sled)		\$16
	GB	Ganging Bracket (No Arm only)		\$21
FREIGHT OPTIONS	FA	Fully Assembled in a Carton		-
	BW	Blanket Wrapped Fully Assembled [25 Unit Minimum]		\$35
FREIGHT REQUIREMENTS	AS	Allseating Standard		-
	FQ	Special Freight Instructions (Call for Quote)		VAR
	GD	Guaranteed Delivery Date and Time (Call for Quote)		VAR

ASTUTE Dolly 14	Please ensure dolly has separate model/line item with quantities specified.	\$515
-----------------	-----------------------------------------------------------------------------	-------

### TO ORDER SIMPLY FILL IN THE BLANKS

25	0									
SERIES	BACK STYLE	LEG	ARM	ARM FINISH	FRAME FINISH	TRIM FINISH	OPTIONS	FREIGHT OPTION	FREIGHT REQUIREMENTS	FABRIC CODE
							For additional options separate with (-) hyphen.			Please refer to allseating.com for fabric codes.



# ASTUTE® FULLY UPHOLSTERED STOOL

DESIGN | BUSK + HERTZOG  
GSA SIN | 33721

**BASE PRICE | \$612**  
**25052-NPA/NPM**

MODEL CODE	Grade 1	Grade 2/ COM	Grade 3	Grade 4/ COL	Grade 5	Grade 6	Grade 7	Grade 8	Leather 1	Leather 2	Leather 3
SEAT	\$306	\$324	\$335	\$350	\$363	\$386	\$412	\$442	\$506	\$534	\$620
BACK	\$306	\$324	\$335	\$350	\$363	\$386	\$412	\$442	\$506	\$534	\$620

## FEATURES

- Standard nylon glide
- Polished aluminum arms
- Wall-Saving designed frame
- Stacks 7 high on dolly, 4 on the floor
- Shroud included

## DIMENSIONS

- Bar Overall Armless:  
46.9"H | 21.8"W | 22.75"D
- Bar Overall Penguin Arm:  
46.9"H | 26.6"W | 22.75"D
- Bar Overall Loop Arm:  
46.9"H | 24.3"W | 22.75"D
- Bar Seat: Seat:  
31.1"H | 18.2"W | 17.2"D
- Counter Overall Armless:  
41.5"H | 21.4"W | 22.74"D
- Counter Overall Penguin Arm:  
41.5"H | 26.6"W | 22.75"D
- Counter Overall Loop Arm:  
41.5"H | 24.3"W | 22.75"D
- Counter Seat:  
25.7"H | 18.2"W | 17.2"D
- COM Seat: 1.25 yds

## NOTES

- Ships fully assembled for BW Freight Options, a 25 unit minimum order applies
- For orders of less than 2, a cartoning surcharge of \$22 net will be incurred per order.
- This product meets the requirements set forth in ANSI/BIFMA X5.1-2011 and is warranted for users up to 350 lbs.
- Dimensions are dependant on options selected. Product can be configured to comply with BIFMA G1-2002 Guidelines.
- Felt covered glides are suitable for use on hardwood, marble.
- Chrome Rockers best used on uneven floors, but are also suitable for all floor types

SERIES	25	Astute Fully Upholstered	QS	\$
BACK STYLE	0	Midback		-
LEG	52	Counter 4-Leg		-
	53	Counter Sled (will not stack with loop arm)		\$10
	55	Bar 4-Leg		\$30
	56	Bar Sled (will not stack with loop arm)		\$40
ARM	N	No Arm [Arm Finish Selection Still Required]		-
	G	Penguin Arm		\$70
	L	Loop Arm (will not stack with sled base)		\$120
ARM FINISH	PA	Polished Aluminum		-
	PM	Painted to Match Frame		-
FRAME FINISH	CM	Chrome		\$65
	MON	Matte Onyx		-
	MSK	Matte Smoke		-
	PON	Onyx		-
	PSK	Smoke		-
	PMI	Midnight		-
	BKN	Black		-
TRIM FINISH (glides + shroud)	SKN	Smoke		-
	CR	Chrome Rocker [Black Trim Only]		\$26
OPTIONS	FG	Felt Glides (4-Leg + Black Trim only)		\$16
	FG	Felt Glides (Sled)		\$16
	FA	Fully Assembled in a Carton		-
FREIGHT OPTIONS	BW	Blanket Wrapped Fully Assembled [25 Unit Minimum]		\$35
	AS	Allseating Standard		-
FREIGHT REQUIREMENTS	FQ	Special Freight Instructions (Call for Quote)		VAR
	GD	Guaranteed Delivery Date and Time (Call for Quote)		VAR

ASTUTE Dolly 14	Please ensure dolly has separate model/line item with quantities specified.	\$515
-----------------	-----------------------------------------------------------------------------	-------

## TO ORDER SIMPLY FILL IN THE BLANKS

25	0									
SERIES	BACK STYLE	LEG	ARM	ARM FINISH	FRAME FINISH	TRIM FINISH	OPTIONS For additional options separate with (-) hyphen.	FREIGHT OPTION	FREIGHT REQUIREMENTS	FABRIC CODE Please refer to allseating.com for fabric codes.



# ASTUTE® +PLUS FULLY UPHOLSTERED

## BASE PRICE | \$758

25454-LPA/LPM

MODEL CODE	Grade 1	Grade 2/ COM	Grade 3	Grade 4/ COL	Grade 5	Grade 6	Grade 7	Grade 8	Leather 1	Leather 2	Leather 3
SEAT	\$379	\$414	\$437	\$467	\$493	\$539	\$592	\$650	\$778	\$835	\$1,007
BACK	\$379	\$414	\$437	\$467	\$493	\$539	\$592	\$650	\$778	\$835	\$1,007

### FEATURES

- Standard nylon glide
- Polished aluminum loop arms
- Wall-Saving designed frame
- Does not stack
- Loop arms allow for easy ingress/egress

### DIMENSIONS

- Overall: 34"H | 32"W | 24"D
- Seat: 18"H | 26"W | 18"D
- Back: 17"H | 26"W
- COM: 2.5 yd.

SERIES	25	Astute Fully Upholstered	QS	\$
BACK STYLE	4	Plus		-
LEG	54	4-Leg		-
ARM	L	Loop Arm		-
ARM FINISH	PA	Polished Aluminum		-
	PM	Painted to Match Frame		-
FRAME FINISH	CM	Chrome		\$65
	MON	Matte Onyx		-
	MSK	Matte Smoke		-
	PON	Onyx		-
	PSK	Smoke		-
	PMI	Midnight		-
TRIM FINISH (glides + shroud)	BKN	Black		-
OPTIONS	FG	Felt Glides		\$16
FREIGHT OPTIONS	FA	Fully Assembled in a Carton		-
	BW	Blanket Wrapped Fully Assembled [25 Unit Minimum]		\$35
FREIGHT REQUIREMENTS	AS	Allseating Standard		-
	FQ	Special Freight Instructions (Call for Quote)		VAR
	GD	Guaranteed Delivery Date and Time (Call for Quote)		VAR

### NOTES

- Ships fully assembled for BW Freight Options, a 25 unit minimum order applies
- For orders of less than 2, a cartoning surcharge of \$22 net will be incurred per order.
- This product meets the requirements set forth in ANSI/BIFMA X5.1-2011 and is warranted for users up to 500 lbs.
- Dimensions are dependant on options selected. Product can be configured to comply with BIFMA G1-2002 Guidelines.
- Felt covered glides are suitable for use on hardwood, marble.

### TO ORDER SIMPLY FILL IN THE BLANKS

25	4	54	L			BKN				
SERIES	BACK STYLE	LEG	ARM	ARM FINISH	FRAME FINISH	TRIM FINISH	OPTIONS For additional options separate with (-) hyphen.	FREIGHT OPTION	FREIGHT REQUIREMENTS	FABRIC CODE Please refer to allseating.com for fabric codes.



# ASTUTE® GUEST WOOD

DESIGN | BUSK + HERTZOG

OPEN MARKET

## FEATURES

- Standard nylon glide
- A choice of either Beech ply in 3 finishes: Light, Medium, and Dark or Walnut ply in 2 finishes: Medium and Dark
- Polished aluminum arms
- Wall-Saving designed frame
- Optional upholstered seat
- Stacks 14 high on dolly, 7 with upholstered seats
- Stacks 6 on the floor, 4 with upholstered seats
- Caster stacking
- Shroud included with optional upholstered seat

## DIMENSIONS

- Overall Armless: 33.88"H | 20.93"W | 22.75"D
- Overall Penguin Arm 4-Leg: 33.88"H | 26.5"W | 22.75"D
- Overall Loop Arm 4-Leg: 33.88"H | 24.25"W | 22.75"D
- Seat: 18"W | 17.375"D
- Back: 14"H | 18"W
- Upholstered seat will add 0.75" to seat height
- COM: 0.75 yd.

## NOTES

- Ships fully assembled, for BW Freight Option, a 25 unit minimum order applies.
- For orders of less than 2, a cartoning surcharge of \$22 net will be incurred per order.
- Ganging brackets shipped separately: Requires Installation.
- This product meets the requirements set forth in ANSI/BIFMA X5.1-2011 and is warranted for users up to 350 lbs.
- Dimensions are dependant on options selected. Product can be configured to comply with BIFMA G1-2002 Guidelines.
- Felt covered glides are suitable for use on hardwood, marble.
- Chrome Rockers best used on uneven floors, but are also suitable for all floor types

## BASE PRICE | \$815

24054-NPA/NPM

Wood Seat and Back	Grade 1	Grade 2/ COM	Grade 3	Grade 4/ COL	Grade 5	Grade 6	Grade 7	Grade 8	Leather 1	Leather 2	Leather 3
\$815	\$764	\$785	\$799	\$817	\$832	\$860	\$892	\$927	\$1,004	\$1,038	\$1,141

SERIES	24	Astute	QS	\$
BACK STYLE	0	Midback		-
LEG	54	Stackable 4-Leg		-
	50	Stackable Sled (will not stack with loop arm)		\$10
ARM	N	No Arm [Arm Finish Selection Still Required]		-
	G	Penguin Arm		\$70
	L	Loop Arm (will not stack with sled base)		\$120
ARM FINISH	PA	Polished Aluminum		-
	PM	Painted to Match Frame		-
FRAME FINISH	CM	Chrome		\$65
	MON	Matte Onyx		-
	MSK	Matte Smoke		-
	PON	Onyx		-
	PSK	Smoke		-
	PMI	Midnight		-
TRIM FINISH (glides + shroud)	BKN	Black		-
	SKN	Smoke		-
WOOD	LB	Striped Beech   Light		-
	MB	Striped Beech   Medium		-
	DB	Striped Beech   Dark		-
	MW	Walnut   Medium		\$160
	DW	Walnut   Dark		\$160
OPTIONS	UPH	Fully Upholstered Seat with Wood Back		VAR
	CA	Carpet Casters [Black Trim Only]		\$48
	TC	Dual Surface Casters [Black Trim Only]		\$55
	CR	Chrome Rocker [Black Trim Only]		\$26
	FG	Felt Glides (4-Leg + Black Trim only)		\$16
	FG	Felt Glides (Sled)		\$16
	GB	Ganging Bracket (No Arm only)		\$21
FREIGHT OPTIONS	FA	Fully Assembled in a Carton		-
	BW	Blanket Wrapped Fully Assembled [25 Unit Minimum]		\$35
FREIGHT REQUIREMENTS	AS	Allseating Standard		-
	FQ	Special Freight Instructions (Call for Quote)		VAR
	GD	Guaranteed Delivery Date and Time (Call for Quote)		VAR

ASTUTE Dolly 14	Please ensure dolly has separate model/line item with quantities specified.	\$515
-----------------	-----------------------------------------------------------------------------	-------

## TO ORDER SIMPLY FILL IN THE BLANKS

24	0						B	S				
SERIES	BACK STYLE	LEG	ARM	ARM FINISH	FRAME FINISH	TRIM FINISH	POLYPROPYLENE BACK	POLYPROPYLENE SEAT	OPTIONS	FREIGHT OPTION	FREIGHT REQUIREMENTS	FABRIC CODE
									For additional options separate with (-) hyphen.			Please refer to allseating.com for fabric codes.



# ASTUTE® STOOL WOOD

DESIGN | BUSK + HERTZOG

OPEN MARKET

## FEATURES

- Standard nylon glide
- A choice of either Beech ply in 3 finishes: Light, Medium, and Dark or Walnut ply in 2 finishes: Medium and Dark
- Polished aluminum arms
- Wall-Saving designed frame
- Optional upholstered seat
- Stacks 10 high on dolly, 7 with upholstered seats
- Stacks 4 on the floor, 4 with upholstered seats
- Shroud included with optional upholstered seat

## DIMENSIONS

- Bar Overall Armless: 46.9"H | 21.8"W | 22.75"D
- Bar Overall Penguin Arm: 46.9"H | 26.6"W | 22.75"D
- Bar Overall Loop Arm: 46.9"H | 24.3"W | 22.75"D
- Bar Seat: 31.1"H | 18.2"W | 17.2"D
- Counter Overall Armless: 41.5"H | 21.4"W | 22.74"D
- Counter Overall Penguin Arm: 41.5"H | 26.6"W | 22.75"D
- Counter Overall Loop Arm: 41.5"H | 24.3"W | 22.75"D
- Counter Seat: 25.7"H | 18.2"W | 17.2"D
- COM Seat: 1.25 yds

## NOTES

- For orders of less than 2, a cartoning surcharge of \$22 net will be incurred per order.
- This product meets the requirements set forth in ANSI/BIFMA X5.1-2011 and is warranted for users up to 350 lbs.
- Dimensions are dependant on options selected. Product can be configured to comply with BIFMA G1-2002 Guidelines.
- Felt covered glides are suitable for use on hardwood, marble.
- Chrome Rockers best used on uneven floors, but are also suitable for all floor types

## BASE PRICE | \$868

24052-NPA/NPM

Wood Seat and Back	Grade 1	Grade 2/ COM	Grade 3	Grade 4/ COL	Grade 5	Grade 6	Grade 7	Grade 8	Leather 1	Leather 2	Leather 3
\$868	\$806	\$827	\$841	\$859	\$874	\$902	\$934	\$969	\$1,046	\$1,080	\$1,183

SERIES	24	Astute	QS	\$
BACK STYLE	0	Midback		-
LEG	52	Counter 4-Leg		-
	53	Counter Sled (will not stack with loop arm)		\$10
	55	Bar 4-Leg		\$30
	56	Bar Sled (will not stack with loop arm)		\$40
ARM	N	No Arm [Arm Finish Selection Still Required]		-
	G	Penguin Arm		\$70
	L	Loop Arm (will not stack with sled base)		\$120
ARM FINISH	PA	Polished Aluminum		-
	PM	Painted to Match Frame		-
FRAME FINISH	CM	Chrome		\$65
	MON	Matte Onyx		-
	MSK	Matte Smoke		-
	PON	Onyx		-
	PSK	Smoke		-
	PMI	Midnight		-
TRIM FINISH (glides + shroud)	BKN	Black		-
	SKN	Smoke		-
WOOD	LB	Striped Beech   Light		-
	MB	Striped Beech   Medium		-
	DB	Striped Beech   Dark		-
	MW	Walnut   Medium		\$160
	DW	Walnut   Dark		\$160
OPTIONS	UPH	Fully Upholstered Seat with Wood Back		VAR
	CR	Chrome Rocker [Black Trim Only]		\$26
	FG	Felt Glides (4-Leg + Black Trim only)		\$16
	FG	Felt Glides (Sled)		\$16
FREIGHT OPTIONS	FA	Fully Assembled in a Carton		-
	BW	Blanket Wrapped Fully Assembled [25 Unit Minimum]		\$35
FREIGHT REQUIREMENTS	AS	Allseating Standard		-
	FQ	Special Freight Instructions (Call for Quote)		VAR
	GD	Guaranteed Delivery Date and Time (Call for Quote)		VAR

ASTUTE Dolly 14	Please ensure dolly has separate model/line item with quantities specified.	\$515
-----------------	-----------------------------------------------------------------------------	-------

## TO ORDER SIMPLY FILL IN THE BLANKS

24	0						B	S				
SERIES	BACK STYLE	LEG	ARM	ARM FINISH	FRAME FINISH	TRIM FINISH	POLYPROPYLENE BACK	POLYPROPYLENE SEAT	OPTIONS	FREIGHT OPTION	FREIGHT REQUIREMENTS	FABRIC CODE
									For additional options separate with (-) hyphen.			Please refer to allseating.com for fabric codes.



# ATTUNE™

DESIGN: AARON DUKE  
OPEN MARKET

BASE PRICE | \$1,095  
64048

Poly Seat and Back	Grade 1	Grade 2/ COM	Grade 3	Grade 4/ COL	Grade 5	Grade 6	Grade 7	Grade 8	Leather 1	Leather 2	Leather 3
\$1,095	\$1,245	\$1,273	\$1,291	\$1,315	\$1,336	\$1,373	\$1,415	\$1,462	\$1,565	\$1,610	\$1,747

### FEATURES

- Attune is an adaptable, lean, and light seating solution that fits seamlessly into any environment while providing superior comfort and proper ergonomic support
- Attune uses materialty by combining characteristics of high-performance elastomers and flexible plastics that offers proven durability and resistance to impact and fatigue
- Features structured, yet flexible, verticle and horizontal cutouts in back designed to reduce pressure and increase breathability
- Optional upholstered seat available
- Available in black or birch frame finish, with the choice between black, birch, smoke, current, and midnight colors for poly seat and back
- Sit to Counter and 8" Stool options available
- Armwrap available for enhanced look and to prevent friction in environments where the arm might rub against tables
- Automatic tension adjustment via weight-activation, ensuring all users experience the same level of comfort and tilt

### DIMENSIONS

- Overall: 37.6" H | 28.9" W | 28.9" D
- Back: 20.6" H | 20.5" W
- Seat: Height: 17" H | 20.5" W | 17" D
- COM: Seat: 1 yard

SERIES	64	Attune	QS	\$
BACK STYLE	0	Midback		
MECHANISM	48	Weight Activated		-
ARMS	NA	No Arm		-
	LP	Loop Arm [Matches Frame Finish]		\$100
ARM WRAP	WBK	Black Arm Wrap		\$50
	WSK	Smoke Arm Wrap		\$50
	WBR	Birch Arm Wrap		\$50
	WCU	Current Arm Wrap		\$50
	WMI	Midnight Arm Wrap		\$50
FRAME FINISH	BKN	Black		-
	BRN	Birch		\$48
POLYPROPYLENE FINISH	BK	Black		-
B FOR BACK S FOR SEAT	SK	Smoke		-
	BR	Birch		-
	CU	Current		-
	MI	Midnight		-
OPTIONS	PAD	Upholstered Seat		VAR
	HAB	High Profile Aluminum Base		\$65
	SC	Sit to Counter		\$138
	8	8" Stool Package		\$118
	LC	65mm [2.5"] Carpet Casters [Black]		-
	LH	65mm [2.5"] Dual Surface Casters [Black]		\$32
	SK	65mm [2.5"] Carpet Casters [Smoke]		\$10
	SH	65mm [2.5"] Dual Surface Casters [Smoke]		\$42
	BC	65mm [2.5"] Dual Surface Casters [Birch]		\$42
	OHC	OH Carpet Casters [adjustable]		\$63
	OHH	OH Dual Surface Casters [adjustable]		\$95
FREIGHT OPTIONS	FA	Fully Assembled in a Carton		-
	BW	Blanket Wrapped - Fully Assembled [not available when Birch Casters BC option selected]		\$55
FREIGHT REQUIREMENTS	AS	Allseating Standard		-
	FQ	Special Freight Instructions [Call for Quote]		VAR
	GD	Guaranteed Delivery Date and Time [Call for Quote]		VAR

### NOTES

- Warranted for users up to 350lbs
- Chair ships fully assembled or blanket wrapped
- This product meets the requirements set forth in ANSI/BIFMA x5.1

### TO ORDER SIMPLY FILL IN THE BLANKS

64	0	48									
SERIES	BACK STYLE	CONTROL	ARM	ARM WRAP	FRAME FINISH	BACK PP FINISH	FRONT PP FINISH	OPTIONS <small>For additional options separate with (-) hyphen.</small>	FREIGHT OPTION	FREIGHT REQUIREMENTS	FABRIC CODE <small>Please refer to allseating.com for fabric codes.</small>





# AYLES™ GUEST

DESIGN | ALLSEATING  
GSA SIN | 33721

## FEATURES

- 4" Cylinder
- Aluminum lounge base
- Carpet casters

## DIMENSIONS

- Overall [Cone]:
- 37.5" - 41"H | 28"W | 28"D
- Overall [Knee Tilt]:
- 41" - 44.5" H | 28" W | 28" D
- Seat [Cone]:
- 18.25" - 21.75" H | 20" W | 17.75" D
- Seat [Knee Tilt]:
- 21.75" - 25.25" H | 20" W | 17.75" D
- Back: 20.5" H | 21" W
- COM BACK: 1.75 yd.
- COM SEAT: 1 yd.

## NOTES

- Ships fully assembled for BW Freight Options, a 25 unit minimum order applies
- This product meets the requirements set forth in ANSI/BIFMA X5.1-2011 and is warranted for users up to 350 lbs.
- \*When caster base is selected, Cone Mechanism will match

## BASE PRICE | \$1,565

41016-LB

MODEL CODE	Grade 1	Grade 2/ COM	Grade 3	Grade 4/ COL	Grade 5	Grade 6	Grade 7	Grade 8	Leather 1	Leather 2	Leather 3
SEAT	\$563	\$591	\$609	\$633	\$654	\$691	\$733	\$780	\$883	\$928	\$1,065
BACK	\$1,002	\$1,051	\$1,083	\$1,125	\$1,161	\$1,226	\$1,300	\$1,382	\$1,561	\$1,641	\$1,881

SERIES	41	Ayles	QS	\$
BACK STYLE	0	Midback		-
CONTROL	16	Cone Mechanism*		-
	35	Knee Tilt		-
	00	No Mech [Wood Base Only]		-
BASE	LB	Lounge Base		-
	BN	Black Nylon Caster Base		-
	AB	Aluminum Caster Base		\$65
	AR	Auto Return Cylinder		\$82
	LA	Wood Base   Bleached Ash		\$495
	LM	Wood Base   Medium Ash		\$495
	LD	Wood Base   Dark Ash		\$495
OPTIONS	LH	55mm Dual Surface Casters		\$32
FREIGHT OPTIONS	FA	Fully Assembled in Carton		-
	BW	Blanket Wrapped Fully Assembled (25 unit minimum)		\$75
FREIGHT REQUIREMENTS	AS	Allseating Standard		-
	FQ	Special Freight Instructions (Call for Quote)		VAR
	GD	Guaranteed Delivery Date and Time (Call for Quote)		VAR

## TO ORDER SIMPLY FILL IN THE BLANKS

41	0						
SERIES	BACK STYLE	CONTROL	BASE	OPTIONS For additional options separate with (-) hyphen.	FREIGHT OPTION	FREIGHT REQUIRE- MENTS	FABRIC CODE Please refer to allseating.com for fabric codes.



# AYLES™ OTTOMAN

DESIGN | ALLSEATING  
GSA SIN | 33721



FEATURES

- Aluminum lounge base

BASE PRICE | \$295  
41X51-LB

Grade 1	Grade 2/ COM	Grade 3	Grade 4/COL	Grade 5	Grade 6	Grade 7	Grade 8	Leather 1	Leather 2	Leather 3
\$295	\$323	\$341	\$365	\$386	\$423	\$465	\$512	\$615	\$660	\$797

SERIES	41	Ayles	QS	\$
BACK STYLE	X	No Back		-
LEG	51	Ottoman		-
BASE	LB	Lounge Base		-
FREIGHT OPTIONS	FA	Fully Assembled in Carton		-
	BW	Blanket Wrapped Fully Assembled (25 unit minimum)		\$35
FREIGHT REQUIREMENTS	AS	Allseating Standard		-
	FQ	Special Freight Instructions (Call for Quote)		VAR
	GD	Guaranteed Delivery Date and Time (Call for Quote)		VAR

DIMENSIONS

- Overall: 16.5"H | 21"W | 18"D
- COM: 1 yd.

NOTES

- Ships fully assembled, for BW Freight Option, a 25 unit minimum order applies.
- This product meets the requirements set forth in ANSI/BIFMA X5.1-2011 and is warranted for users up to 350 lbs.

TO ORDER SIMPLY FILL IN THE BLANKS

41

-

X

-

51

-

LB

-

-

-

SERIES

BACK  
STYLE

LEG

BASE

FREIGHT  
OPTION

FREIGHT  
REQUIRE-  
MENTS

FABRIC CODE  
Please refer to allseating.com  
for fabric codes.

INFO
PILLOWS
ASTUTE
ATTUNE
AYLES
CHIROFORM
DOVE
EIGHT TWO
ENTAIL
EXCHANGE
FLUID
FOSTER
HALSA
INERTIA
INNATE
JIF
L1
LEVO
MANTRA
PRATA
PRESTO
RAINBOW
REQUISITE
RES
RUIE
THERAPOD
TUCK
WATSON
YOU
ZIP



# CHIROFORM™ ULTRA MIDBACK

DESIGN | ALEX HARLEY  
GSA SIN | 33721

## BASE PRICE | \$702

96040-NA

Grade 1	Grade 2/ COM	Grade 3	Grade 4/COL	Grade 5	Grade 6	Grade 7	Grade 8	Leather 1	Leather 2	Leather 3
\$702	\$744	\$771	\$807	\$839	\$894	\$957	\$1,028	\$1,181	\$1,250	\$1,455

### FEATURES

- 3.5" cylinder
- For arm features and travel specifications, see page 16
- Carpet casters
- High density foam
- 24/7 Warranty on Synchro (40) and Deluxe Synchro (12) mechanisms, options included are T2 arms and Seat Slider

### DIMENSIONS

- Overall [Synchro Tilt]: 36.5" - 40"H | 28"W | 28"D
- Overall [Deluxe Tilt J-Bar]: 38" - 41.5"H | 28"W | 28"D
- Seat [Synchro Tilt]: 16.5" - 20"H | 21.5"W | 21"D
- Seat [Deluxe Tilt J-Bar]: 18.25" - 21.75"H | 21.5"W | 21"D
- Back: 20"H | 19"W
- COM FULL: 1.5 yds

### NOTES

- Ships knocked down.
- For BW and FA freight options, minimum quantities apply, please check with Sales Support for details.
- All other features are dependant on the control specified. Please refer to Control Choice on page 8 for full description of available features.
- Tension is adjustable on OHC and OHH casters to accommodate various surfaces
- This product meets the requirements set forth in ANSI/BIFMA X5.1-2011 and is warranted for users up to 350 lbs.
- Dimensions are dependant on options selected. Product can be configured to comply with BIFMA G1-2002 guidelines.
- If requiring a 3" seat slider, please specify with code SE rather than SS.
- \*\*\* High profile base N/A with SS or LS options

SERIES	96	Chiroform Ultra	QS	\$
BACK STYLE	0	Midback	•	-
CONTROL	40	Synchro Tilt [ST]	•	-
	80	Deluxe Tilt J-Bar [DJ]	•	\$58
ARM	NA	No Arm	•	-
	T2	Task 2 Arm	•	\$115
	4D	4 Dimensional Arm	•	\$130
	MF	Multi-functional Arm [Width Adjustment Not Included]	•	\$158
	T7	Ergonomic Task Arm [Includes AWK]	•	\$295
OPTIONS	AWK	Adjustable Width Bracket [Knob][Not Included with MF Arm]	•	\$30
	AWL	Adjustment Width Bracket [Lever][Not Included with MF Arm]	•	\$40
	LH	Dual Surface Casters	•	\$32
	OHH	OH Dual Surface Casters [adjustable]	•	\$95
	OHC	OH Carpet Casters [adjustable]	•	\$63
	BU	Bumper Trim	•	\$30
	SS	Seat Slider [Standard 2.5" range]	•	\$85
	SE	Seat Slider [Extended 3" range]	•	\$85
	BN	Ballistic Nylon Back	•	\$48
	LS	Low Seat Height with 5" Travel***	•	\$53
	CL	CAL TB133	•	\$95
FREIGHT OPTIONS	KD	Knocked Down	•	-
	BW	Blanket Wrapped - Fully Assembled [25 unit minimum]		\$75
	FA	Fully Assembled in Carton [25 unit minimum]		\$115
FREIGHT REQUIREMENTS	AS	Allseating Standard		-
	FQ	Special Freight Instructions [Call for Quote]		VAR
	GD	Guaranteed Delivery Date and Time [Call for Quote]		VAR

### TO ORDER SIMPLY FILL IN THE BLANKS

96	0						
SERIES	BACK STYLE	CONTROL	ARM	OPTIONS For additional options separate with (-) hyphen.	FREIGHT OPTION	FREIGHT REQUIREMENTS	FABRIC CODE Please refer to allseating.com for fabric codes.



# CHIROFORM™ ULTRA HIGHBACK

DESIGN | ALEX HARLEY  
GSA SIN | 33721

**BASE PRICE | \$738**

**96140-NA**

Grade 1	Grade 2/ COM	Grade 3	Grade 4/COL	Grade 5	Grade 6	Grade 7	Grade 8	Leather 1	Leather 2	Leather 3
\$738	\$787	\$819	\$861	\$897	\$962	\$1,036	\$1,118	\$1,297	\$1,377	\$1,617

## FEATURES

- 3.5" cylinder
- For arm features and travel specifications, see page 16
- Carpet casters
- High density foam
- 24/7 Warranty on Synchro (40) and Deluxe Synchro (12) mechanisms, options included are T2 arms and Seat Slider

## DIMENSIONS

- Overall [Synchro Tilt]: 39.5"- 43"H | 28"W | 28"D
- Overall [Deluxe Tilt J-Bar]: 41"-44.5"H | 28"W | 28"D
- Seat [Synchro Tilt]: 16.5"- 20"H | 21.5"W | 21"D
- Seat [Deluxe Tilt J-Bar]: 18.25"-21.75"H | 21.5"W | 21"D
- Back: 23"H | 18.5"W
- COM FULL: 1.75 yds

## NOTES

- Ships knocked down.
- For BW and FA freight options, minimum quantities apply, please check with Sales Support for details.
- All other features are dependant on the control specified. Please refer to Control Choice on page 8 for full description of available features.
- Tension is adjustable on OHC and OHH casters to accommodate various surfaces
- This product meets the requirements set forth in ANSI/BIFMA X5.1-2011 and is warranted for users up to 350 lbs.
- Dimensions are dependant on options selected. Product can be configured to comply with BIFMA G1-2002 guidelines.
- If requiring a 3" seat slider, please specify with code SE rather than SS.
- \*\*\* High profile base N/A with SS or LS options

SERIES	96	Chiroform Ultra	QS	\$
BACK STYLE	1	Highback	•	-
CONTROL	40	Synchro Tilt [ST]	•	-
	80	Deluxe Tilt J-Bar [DJ]	•	\$58
ARM	NA	No Arm	•	-
	T2	Task 2 Arm	•	\$115
	4D	4 Dimensional Arm	•	\$130
	MF	Multi-functional Arm [Width Adjustment Not Included]	•	\$158
	T7	Ergonomic Task Arm [Includes AWK]	•	\$295
OPTIONS	AWK	Adjustable Width Bracket [Knob][Not Included with MF Arm]	•	\$30
	AWL	Adjustment Width Bracket [Lever][Not Included with MF Arm]	•	\$40
	LH	Dual Surface Casters	•	\$32
	OHH	OH Dual Surface Casters [adjustable]	•	\$95
	OHC	OH Carpet Casters [adjustable]	•	\$63
	BU	Bumper Trim	•	\$30
	SS	Seat Slider [Standard 2.5" range]***	•	\$85
	SE	Seat Slider [Extended 3" range]	•	\$85
	BN	Ballistic Nylon Back	•	\$48
	LS	Low Seat Height with 5" Travel***	•	\$53
	CL	CAL TB133		\$95
FREIGHT OPTIONS	KD	Knocked Down	•	-
	BW	Blanket Wrapped - Fully Assembled [25 unit minimum]		\$75
	FA	Fully Assembled in Carton [25 unit minimum]		\$115
FREIGHT REQUIREMENTS	AS	Allseating Standard		-
	FQ	Special Freight Instructions [Call for Quote]		VAR
	GD	Guaranteed Delivery Date and Time [Call for Quote]		VAR

## TO ORDER SIMPLY FILL IN THE BLANKS

96	1						
SERIES	BACK STYLE	CONTROL	ARM	OPTIONS For additional options separate with (-) hyphen.	FREIGHT OPTION	FREIGHT REQUIREMENTS	FABRIC CODE Please refer to allseating.com for fabric codes.



# CHIROFORM™ ULTRA 24:7

DESIGN | ALEX HARLEY  
GSA SIN | 33721

## FEATURES

- 5.5" heavy duty cylinder
- Heavy duty base
- Memory foam
- For arm features and travel specifications, see page 16
- Heavy duty carpet casters

## HIGHBACK DIMENSIONS

- Overall [Deluxe Tilter Heavy Duty]: 40"- 43.5"H | 27"W | 27"D
- Seat [Deluxe Tilter Heavy Duty]: 17.5"- 21"H | 21.5"W | 21"D
- Back: 23"H | 19"W
- COM FULL: 1.75 yds

## MIDBACK DIMENSIONS

- Overall [Deluxe Tilter Heavy Duty]: 37"- 40.5"H | 27"W | 27"D
- Seat [Deluxe Tilter Heavy Duty]: 17.5"- 21"H | 21.5"W | 21"D
- Back: 20"H | 19"W
- COM FULL: 1.5 yds

## BASE PRICE | \$902

97011-NA

Code	Grade 1	Grade 2	Grade 3	Grade 4/ COL	Grade 5	Grade 6	Grade 7	Grade 8	Leather 1	Leather 2	Leather 3
97011-NA	\$902	\$944	\$971	\$1,007	\$1,039	\$1,094	\$1,157	\$1,228	\$1,381	\$1,450	\$1,655
97111-NA	\$1,006	\$1,055	\$1,087	\$1,129	\$1,165	\$1,230	\$1,304	\$1,386	\$1,565	\$1,645	\$1,885

SERIES	97	Chiroform Ultra	QS	\$
BACK STYLE	0	Midback	•	VAR
	1	Highback	•	VAR
CONTROL	11	Deluxe Tilter Heavy Duty (DJ/DH)	•	-
ARM	NA	No Arm	•	-
	T2	Task 2 Arm	•	\$115
	4D	4 Dimensional Arm	•	\$130
	AWL	Adjustment Width Bracket (Lever)	•	\$40
OPTIONS	H	Hard Surface Casters	•	\$30
	SS	Seat Slider (Standard 2.5" range)***	•	\$85
	BN	Ballistic Nylon Back	•	INCL
	CL	CAL TB133		\$95
	BU	Bumper Trim		\$30
	KD	Knocked Down	•	-
FREIGHT OPTIONS	BW	Blanket Wrapped - Fully Assembled [25 unit minimum]		\$75
	FA	Fully Assembled in Carton [25 unit minimum]		\$115
	AS	Allseating Standard		-
FREIGHT REQUIREMENTS	FQ	Special Freight Instructions (Call for Quote)		VAR
	GD	Guaranteed Delivery Date and Time (Call for Quote)		VAR

## NOTES

- Ships knocked down.
- For BW and FA freight options, minimum quantities apply, please check with Sales Support for details.
- All other features are dependant on the control specified. Please refer to Control Choice on page 8 for full description of available features.
- This product meets the requirements set forth in ANSI/BIFMA X5.1-2011 and is warranted for users up to 350 lbs.
- Dimensions are dependant on options selected. Product can be configured to comply with BIFMA G1-2002 guidelines.
- If requiring a 3" seat slider, please specify with code SE rather than SS.

## TO ORDER SIMPLY FILL IN THE BLANKS

97- - 11- - - - -

SERIESBACK STYLECONTROLARMOPTIONSFor additional options separate with (-) hyphen.FREIGHT OPTIONFREIGHT REQUIREMENTSFABRIC CODEPlease refer to allseating.com for fabric codes.



# CHIROFORM™ ULTRA STOOL

DESIGN | ALEX HARLEY  
GSA SIN | 33721

**BASE PRICE | \$757**  
**96019-NA**

Grade 1	Grade 2/ COM	Grade 3	Grade 4/COL	Grade 5	Grade 6	Grade 7	Grade 8	Leather 1	Leather 2	Leather 3
\$757	\$799	\$826	\$862	\$894	\$949	\$1,012	\$1,083	\$1,236	\$1,305	\$1,510

## FEATURES

- 8" cylinder
- For arm features and travel specifications, see page 16
- Carpet casters
- Includes adjustable foot ring

## DIMENSIONS

- Overall [Basic Stool]: 40"- 47.5"H | 28"W | 28"D
- Overall [Posture Back]: 40.5"-48"H | 28"W | 28"D
- Seat [Basic Stool]: 19.5"- 27"H | 21.5"W | 21"D
- Seat [Posture Back]: 21"-28.5"H | 21.5"W | 21"D
- Back: 20"H | 19"W
- 10" Stool Package
- Seat: 18.5"- 28.5"H, 19"W, 18.5"D
- COM FULL: 1.5 yds

## NOTES

- Ships knocked down.
- For BW and FA freight options, minimum quantities apply, please check with Sales Support for details.
- All other features are dependant on the control specified. Please refer to Control Choice on page 8 for full description of available features.
- Tension is adjustable on OHC and OHH casters to accommodate various surfaces
- This product meets the requirements set forth in ANSI/ BIFMA X5.1-2011 and is warranted for users up to 350 lbs.
- Dimensions are dependant on options selected. Product can be configured to comply with BIFMA G1-2002 guidelines.

SERIES	96	Chiroform Ultra	QS	\$
BACK STYLE	0	Midback	•	-
CONTROL	19	Basic Stool [B2]	•	-
	30	Posture Back [P]	•	\$74
ARM	NA	No Arm	•	-
	T2	Task 2 Arm	•	\$115
	4D	4 Dimensional Arm	•	\$130
	MF	Multi-Functional Arm [Width Adjustment Not Included]	•	\$158
OPTIONS	AWL	Adjustment Width Bracket [Lever][Not Included with MF Arm]	•	\$40
	H	Dual Surface Casters [10" Stool Only]	•	\$30
	LH	Dual Surface Casters [8" Stool Only]	•	\$32
	G	Glides [10" Stool Only]	•	\$30
	OHH	OH Hard Surface Casters [adjustable   8" Stool Only]	•	\$95
	OHC	OH Carpet Casters [adjustable   8" Stool Only]	•	\$63
	BU	Bumper Trim	•	\$30
	10	10" Stool Package (N/A with P Control)	•	\$36
	AB	Aluminum Base [8" Stool Only]	•	\$65
	BN	Ballistic Nylon Back	•	\$48
	CL	CAL TB133	•	\$95
FREIGHT OPTIONS	KD	Knocked Down	•	-
	BW	Blanket Wrapped - Fully Assembled [25 unit minimum]		\$75
	FA	Fully Assembled in Carton [25 unit minimum]		\$115
FREIGHT REQUIREMENTS	AS	Allseating Standard		-
	FQ	Special Freight Instructions (Call for Quote)		VAR
	GD	Guaranteed Delivery Date and Time (Call for Quote)		VAR

## TO ORDER SIMPLY FILL IN THE BLANKS

96	0						
SERIES	BACK STYLE	CONTROL	ARM	OPTIONS For additional options separate with (-) hyphen.	FREIGHT OPTION	FREIGHT REQUIREMENTS	FABRIC CODE Please refer to allseating.com for fabric codes.



# CHIROFORM™ BIG

DESIGN | ALLSEATING  
GSA SIN | 33721

BASE PRICE   \$1,286										
99111-NA										
Grade 1	Grade 2/ COM	Grade 3	Grade 4/COL	Grade 5	Grade 6	Grade 7	Grade 8	Leather 1	Leather 2	Leather 3
\$1,286	\$1,349	\$1,390	\$1,444	\$1,491	\$1,574	\$1,669	\$1,774	\$2,005	\$2,107	\$2,416

- FEATURES**
- 5.5" heavy duty cylinder
  - Heavy duty base
  - Memory foam
  - Adjustable loop arm (2.375")
  - Heavy duty carpet casters

- DIMENSIONS**
- Overall [Deluxe Tilter Heavy Duty]: 41"- 46.5"H | 27"W | 27"D
  - Seat [Deluxe Tilter Heavy Duty]: 17.75"- 23.25"H | 23.5"W | 21"D
  - Back: 22"H | 22.25"W
  - COM FULL: 2.75 yds

SERIES	99	Chiroform Big	QS	\$
BACK STYLE	1	Highback		-
CONTROL	11	Deluxe Tilter Heavy Duty (DJ/DH)		-
ARM	NA	No Arm		-
	AL	Adjustable Loop Arm		\$125
OPTIONS	H	Hard Surface Casters		\$30
	BU	Bumper Trim		\$30
	CL	CAL TB133		\$140
FREIGHT OPTIONS	KD	Knocked Down		-
	BW	Blanket Wrapped - Fully Assembled [25 unit minimum]		\$75
	FA	Fully Assembled in Carton [25 unit minimum]		\$115
FREIGHT REQUIREMENTS	AS	Allseating Standard		-
	FQ	Special Freight Instructions (Call for Quote)		VAR
	GD	Guaranteed Delivery Date and Time (Call for Quote)		VAR

- NOTES**
- Ships knocked down.
  - For BW and FA freight options, minimum quantities apply, please check with Sales Support for details.
  - Suitable for up to 500lbs.
  - All other features are dependant on the control specified. Please refer to Control Choice on page 8 for full description of available features.
  - This product meets the requirements set forth in ANSI/ BIFMA X5.1-2011.
  - Dimensions are dependant on options selected. Product can be configured to comply with BIFMA G1-2002 guidelines.

TO ORDER SIMPLY FILL IN THE BLANKS

99	1	11					
SERIES	BACK STYLE	CONTROL	ARM	OPTIONS For additional options separate with (-) hyphen.	FREIGHT OPTION	FREIGHT REQUIRE- MENTS	FABRIC CODE Please refer to allseating.com for fabric codes.



INFO
PILLOWS
ASTUTE
ATTUNE
ATLAS
CHIROFORM
DOVE
EIGHT TWO
ENTAIL
EXCHANGE
FLUID
ROSTER
HALLA
INERTIA
INNATE
JIF
L1
LEVO
MANTRA
PRATA
PRESTO
RAINBOW
REQUISITE
RES
RUIE
THERAPOD
TUCK
WATSON
YOU
ZIP

# DOVE™ LAB CHAIR

DESIGN | ALLSEATING  
OPEN MARKET



## FEATURES

- 5.5" Cylinder
- Composite base
- Carpet casters
- Adjustable foot ring included with 8" or 10" stool package

## DIMENSIONS LAB CHAIR

- Overall: 30"- 43.5"H | 27"W | 24"D
- Seat: 18.25"- 25.5"H | 18"W | 17"D
- Back: 12.5"- 18.5"H | 16"W

## DIMENSIONS SCOOTER STOOL

- Overall: 20.5"H | 27"W | 27"D
- Seat: 15.5"- 20.5"H | 14" Diameter

## BASE PRICE | \$759

16030-PY

CODE	Polyurethane Seat and Back	Grade 1	Grade 2/COM	Grade 3	Grade 4	Grade 5	Grade 6	Grade 7	Grade 8	Leather 1	Leather 2	Leather 3
16017	\$296	\$371	\$399	\$417	\$441	\$462	\$499	\$541	\$588	\$691	\$736	\$873
16030	\$759											

SERIES	16	Dove	QS	\$
BACK STYLE	0	Midback		-
CONTROL	30	Lab Chair Posture Back (P)		VAR
	17	Scooter Stool Basic Posture (B)		VAR
SEAT	PY	Polyurethane		-
	UPH	Upholstered Seat [Scooter Stool Only]		VAR
OPTIONS	H	Dual Surface Casters [Not Available with 8" Stool]		\$30
	LH	Dual Surface Casters [8" Stool Only]		\$32
	P	Pressure Breaking Casters		\$60
	RP	Reverse Pressure Breaking Casters		\$112
	G	Glides [Not Available with 8" Stool]		\$30
	8	8" Stool Package		\$118
	10	10" Stool Package		\$140
FREIGHT OPTIONS	KD	Knocked Down		-
FREIGHT REQUIREMENTS	AS	Allseating Standard		-
	FQ	Special Freight Instructions (Call for Quote)		VAR

## NOTES

- Ships knocked down
- For BW and FA freight options, minimum quantities apply.
- Foot ring is included with 8" or 10" stool package; base diameter change (Seat 8: 22"- 30" | Seat 10: 24.5"- 34.5"H)
- All other features are dependant on the control specified. Please refer to Control Choice on page 8 for full description of available features.
- This product meets the requirements set forth in ANSI/ BIFMA X5.1-2011 and is warranted for users up to 350 lbs.
- Dimensions are dependant on options selected. Product can be configured to comply with BIFMA G1-2002 guidelines.

## TO ORDER SIMPLY FILL IN THE BLANKS

16	0		PY				
SERIES	BACK STYLE	CONTROL	SEAT	OPTIONS For additional options separate with (-) hyphen.	FREIGHT OPTION	FREIGHT REQUIRE- MENTS	FABRIC CODE Please refer to allseating.com for fabric codes.







# EIGHTY TWO<sup>®</sup> MIDBACK

DESIGN | ALLSEATING  
OPEN MARKET

**BASE PRICE | \$430**

**73082-NA**

Code	Grade 1	Grade 2	Grade 3	Grade 4/ COL	Grade 5	Grade 6	Grade 7	Grade 8	Leather 1	Leather 2	Leather 3
73082	\$430	\$451	\$465	\$483	\$498	\$526	\$558	\$593	\$670	\$704	\$807
Headrest	\$80	\$87	\$92	\$98	\$103	\$112	\$123	\$134	\$160	\$171	\$206

## FEATURES

- 4.5" cylinder
- Fabricated seat foam
- Adjustable lumbar included
- Optional Birch frame and base features black mechanism and black carpet casters
- Optional 2.5" seat slider
- Optional adjustable headrest [fabric matches seat]
- For arm details and travel specifications, see page 16
- Sit to counter includes height adjustable foot ring
- For mesh colors and model codes see page 22

## DIMENSIONS

- Overall No Headrest [Basic Synchro Tilt]: 35.5"-40" H | 25.75" W | 25.75" D
- Overall With Headrest [Basic Synchro Tilt]: 41.75"-48.75" H | 25.75" W | 25.75" D
- Seat [Basic Synchro Tilt]: 15" - 19.5" H | 19.4" W | 17"-19" D
- Back: 20.5" H | 18" W
- COM Seat: 0.75 yd
- COM Headrest: 0.25 yd

SERIES	73	Eighty Two	QS	\$
BACK STYLE	0	Midback		-
CONTROL	82	Basic Synchro Tilt		-
ARM	NA	No Arm		-
	CA	Fixed Conference Arm		\$80
	T1	Height Adjustable Arm		\$70
	PV	Pivot Arm		\$125
FRAME FINISH	BKN	Black		-
Base and arms will match the frame selection	BRN	Birch		\$48
BACK MESH	11M	M11 Mesh in Mixtape		-
	11S	M11 Mesh in Stardust		-
	11N	M11 Mesh in New Wave		-
	11A	M11 Mesh in Arcade		-
OPTIONS [OTHER]	AWK	Adjustable Width Bracket   Knob		\$37
	HR	Headrest		VAR
	LU	Adjustable Lumbar		INCL
	SS	Seat Slider [Standard 2.5" range] [not available with SC option]		\$85
	HAB	High Profile Aluminum Base		\$65
	LH	65mm [2.5"] Dual Surface Casters [Black]		\$32
	BC	65mm [2.5"] Dual Surface Casters [Birch]		\$32
	OH	OH Dual Surface Casters [adjustable]		\$95
	OHC	OH Carpet Casters [adjustable]		\$63
	SC	Sit to Counter		\$138
	HS	High Cylinder 5.5"		-
FREIGHT OPTIONS	KD	Knocked Down		-
	BW	Blanket Wrapped - Fully Assembled [not available when Birch Casters BC option selected]		\$55
	FA	Fully Assembled in Carton		\$115
FREIGHT REQUIREMENTS	AS	Allseating Standard		-
	FQ	Special Freight Instructions [Call for Quote]		VAR
	GD	Guaranteed Delivery Date and Time [Call for Quote]		VAR

## NOTES

- Ships knocked down
- For BW and FA Freight Options minimum quantities apply, please check with Sales Support for details.
- This product meets the requirements set forth in ANSI/BIFMA X5.1-2011 and is warranted for users up to 325 lbs.

## TO ORDER SIMPLY FILL IN THE BLANKS

73	0	82							
SERIES	BACK STYLE	CONTROL	ARM	FRAME FINISH	BACK MESH	OPTIONS	FREIGHT REQUIREMENTS	FABRIC CODE	
						For additional options separate with (-) hyphen.		Please refer to allseating.com for fabric codes.	





# ENTAIL<sup>®</sup> MIDBACK

DESIGN: ALLSEATING  
OPEN MARKET

BASE PRICE   \$504										
90088-NA										
Grade 1	Grade 2/ COM	Grade 3	Grade 4/COL	Grade 5	Grade 6	Grade 7	Grade 8	Leather 1	Leather 2	Leather 3
\$504	\$525	\$539	\$557	\$572	\$600	\$632	\$667	\$744	\$778	\$881

## FEATURES

- 4.25" cylinder
- Seat Slider comes standard
- Black nylon base
- Molded seat foam
- Optional adjustable lumbar, headrest and aluminum base
- Sit to counter includes height adjustable foot ring

## DIMENSIONS

- Overall [Basic Synchro Tilt]: 37"- 40.5"H | 27"W | 27"D
- Seat [Basic Synchro Tilt]: 16"- 20.5"H | 18.5"W | 18.75"D
- Back: 21"H | 18.5"W
- COM: 0.75 yd.

SERIES	90	Entail	QS	\$
BACK STYLE	0	Midback	•	-
CONTROL	88	Basic Synchro Tilt (BST)	•	-
ARM	NA	No Arm	•	-
	WA	With Arm	•	\$58
FRAME FINISH	BKN	Black Nylon	•	-
BACK OPTIONS (see page 22 for mesh model code)	M1	M1 Mesh		-
	M2	M2 Mesh		\$63
	M3	M3 Mesh		\$63
	M4	M4 Mesh		\$63
OPTIONS	SS	Seat Slider	•	INCL
	LH	65mm Dual Surface Casters	•	\$32
	OHH	OH Dual Surface Casters [adjustable]		\$95
	OHC	OH Carpet Surface Casters [adjustable]		\$63
	SC	Sit to Counter	•	\$138
	HS	High Seat 5.5"*	•	-
	HRC	Head Rest (fabric matches chair frame)		\$50
	HRF	Head Rest (fabric matches seat fabric)		\$50
	AWK	Adjustable Width Bracket   Knob	•	\$30
	LU	Adjustable Lumbar	•	\$32
FREIGHT OPTIONS	HAB	High Profile Aluminum Base	•	\$65
	KD	Knocked Down	•	-
	BW	Blanket Wrapped - Fully Assembled [25 Unit Minimum]		\$75
	FA	Fully Assembled in Carton [25 Unit Minimum]		\$115
FREIGHT REQUIREMENTS	AS	Allseating Standard		-
	FQ	Special Freight Instructions (Call for Quote)		VAR
	GD	Guaranteed Delivery Date and Time (Call for Quote)		VAR

## NOTES

- Ships knocked down.
- Warranted for users up to 325lbs.
- For BW and FA freight options, minimum quantities apply, please
- This product meets the requirements set forth in ANSI/BIFMA X5.1-2011.
- Arms, base and casters will match frame finish selection.
- For mesh model code see page 22.
- \*Composite base will be substituted if HS option is selected

## TO ORDER SIMPLY FILL IN THE BLANKS

90	-	0	-	88	-		-		-		-		-		-		
SERIES		BACK STYLE		CONTROL		ARM		FRAME FINISH		BACK OPTION		OPTIONS For additional options separate with (-) hyphen.		FREIGHT OPTION		FREIGHT REQUIRE- MENTS	FABRIC CODE Please refer to allseating.com for fabric codes.



# EXCHANGE® FEATURES + NOTES

## FRAMES/LEGS

- Made of 14 gauge steel
- Frames are made of rails, rail connectors, bayonet corner connectors, and ganging brackets [listed below]
- All frames are finished in a black powder coat
- Legs always include a black nylon glide
- With linear configurations, back legs angle outwards for stability
- 90 degree angles are bolted via the rail connectors
- 4 leg options:
  - Standard circular - finished in one of our 8 standard powder coats
  - Rectangular - finished in one of our 8 standard powder coats
  - Wood - 3 different wood finishes - top portion is 14 gauge steel and is always painted in haze [contact Exchange team if require paint coat in any other color]
  - Wire - Chrome finish [contact Exchange team if require paint coat in any other color]
- All legs are 8" tall from the floor to the bottom of the seat

## SEATS/BACKS

- Warranted up to 350lbs per seat
- Moulded plastic frame with moulded foam on both seats and backs
- Seats can be configured with a back or as backless, for any other options contact the Exchange team
- Seat and back are bolted together via the rail

## ARMS/POWER

- Arms include:
  - Low Narrow - 6" wide x 24" high from floor x 28" deep
  - Low Wide - 12" wide x 24" high from floor x 28" deep
  - High Narrow - 6" wide x 30" high from floor x 28" deep
  - High Wide - 12" wide x 30" high from floor x 28" deep
  - Platform - 12" wide x 13" high from floor x 24" deep [Seat Depth - SD] or 28" deep [Full Depth - FD]
- Platform arms require SD or FD specification, SD will be used with no backs specified, FD will be used with backs specified unless otherwise noted
- Location of power in SD option will be in the middle of the platform, for the FD option it will be towards the back
- Power optional on all arms - 1AC|2XUSB
- 3 power color options - Cloud, Smoke, Onyx
- Power plate on platform arms will always match the frame color
- Arm laminate surface available with low wide arm or 12" platform arms - 13 color options
- No arm or linking ends can be paired with any other End/Arm options
- For standard configurations, all end options must be paired with the same on the opposite end or a no arm or linking end
- Through custom configurations, 12" end options can be paired with different 12" end options.
- Seamless laminate surface

## SCREENS

- Upholstered or mesh options available on all standard screens
- Mesh options not available on tall screens
- Mesh screens are priced at a grade 3
- Select type [Partial, Full, Surround] and then finish/fabric
- Screens are always mounted to the backs or backs and sides of the arms
- Partial screen covers the length of the backs
- Full screen covers the length of the backs and the back of the arms
- Surround screen covers the length of the backs and back of the arms, plus the depth of the arms

## CORNER TABLES/SWING TABLES

- The corners of the L or U shaped configurations can be replaced with corner tables [DW]
- All corner tables and swing tablets require a laminate surface to be specified - 13 colour options
- Due to the laminate, DW arms do not have replaceable fabric covers
- Swing tablets are 8" wide and are placed on top and in between 2 seats
- Swing tablets should only be placed in the middle of 4 seats [either a

- 4 seater, L with a 4 seater side or a U] since this brings the seat width down to 20"
- Swing tablets include power with 1AC|2XUSB in cloud finish only
- Corner tables cannot have power
- Seamless laminate surface

## LINKING TABLES

- Linking tables can be used where there are linking options selected on opposite ends of 2 configurations
- 24" or 120 degree options available
- 13 laminate color options
- Power is an option for any linking table
- Power plate will match the frame finish
- Can be specified as either
- Location of power in a Seat Depth [SD] linking table would be towards the middle of the laminate, of a Full Depth [FD] it would be towards the back of the laminate
- Seamless laminate surface
- If screens are specified on the linking tables, screens are required on both adjoining configurations
- Storage on the 24" linking table is available - power will be located towards the middle of the linking table
- Reference Application Guide for further details

## GANGING BRACKETS/SHARED LEGS

- Ganging brackets come in kits.
- If the ganging brackets are ordered on their own, a leg is mandatory underneath where the ganging bracket is mounted
- In order to install a ganging bracket, one must have linking ends on opposite ends of the configurations you'd like to gang
- Ganging brackets are finished in a black powder coat, shared legs will match our standard leg option and the 16 powder coat colors are viable
- Back to back and back to back with screen combos to not contain or require ganging brackets
- Side to side shared legs require ganging brackets

## FREE STANDING TABLES

- Options include:
  - 16" Cocktail Table
  - 24" Circular Table
  - 30" Circular Table
  - 36" Circular Table
  - 24" x 48" Coffee Table
  - Laptop Table
  - 18" Tall
- Legs angle outwards
- 16 powder coat finishes for the legs, 13 laminate color options
- Laptop table fabric pull to match laminate selection
- Seamless laminate surface

## UPHOLSTERY

- All graded-in and carded patterns
- If you are supplying COM/COL, send a sample addressed to your Sales Support Specialist for testing and approval before ordering

## SHIPPING

- Exchange configurations to ship PA or BW - screens, legs, and corner sections to be installed in field
- Tables to ship KD - legs to be installed in field
- Linking tables to ship KD - to be attached to linking configuration in the field

## OTHER

- This product meets the requirements set forth in AINSI/BIFMA HCF 8.1
- 12 year comprehensive part and labor warranty

# EXCHANGE® DIMENSIONS



LINEAR	DIMENSIONS	SINGLE	DOUBLE	TRIPLE	QUAD
OVERALL NO ARM:	HEIGHT	30"	30"	30"	30"
	WIDTH	24"	48"	72"	96"
	DEPTH	28"	28"	28"	28"
SEAT:	HEIGHT	18"	18"	18"	18"
	WIDTH	24"	24"	24"	24"
	DEPTH	20"	20"	20"	20"
SEAT - NO BACK:	DEPTH	24"	24"	24"	24"
	HEIGHT FROM FLOOR	24"	24"	24"	24"
LOW ARMS:	HEIGHT FROM SEAT	6"	6"	6"	6"
	HEIGHT FROM FLOOR	30"	30"	30"	30"
HIGH ARMS:	HEIGHT FROM SEAT	12"	12"	12"	12"
	HEIGHT FROM FLOOR	30"	30"	30"	30"
COM:	NO ARM FULL: yds	3.75	7	10.5	14
	SEAT: yds	1.75	3.5	5.25	7
	BACK: yds	1.75	3.5	5.25	7
	LW ARM: yds	3	3	3	3
	LN ARM: yds	2.5	2.5	2.5	2.5
	HW ARM: yds	3.5	3.5	3.5	3.5
	HN ARM: yds	3.25	3.25	3.25	3.25
	PARTIAL SCREEN	1.75	3	4.25	5.75
	FULL SCREEN	3	4.25	5.75	7
	SURROUND SCREEN	7	8.25	9.75	11

L-SHAPE	DIMENSIONS	2x2	2x3	2x4	3x2	3x3	3x4	4x2	4x3	4x4
OVERALL NO ARM:	HEIGHT	30"	30"	30"	30"	30"	30"	30"	30"	30"
	WIDTH	51"	75"	99"	75"	75"	99"	99"	99"	99"
	DEPTH	51"	51"	51"	51"	75"	75"	51"	75"	99"
SEAT:	HEIGHT	18"	18"	18"	18"	18"	18"	18"	18"	18"
	WIDTH	24"	24"	24"	24"	24"	24"	24"	24"	24"
	DEPTH	20"	20"	20"	20"	20"	20"	20"	20"	20"
LOW ARMS:	HEIGHT FROM FLOOR	24"	24"	24"	24"	24"	24"	24"	24"	24"
	HEIGHT FROM SEAT	6"	6"	6"	6"	6"	6"	6"	6"	6"
HIGH ARMS:	HEIGHT FROM FLOOR	30"	30"	30"	30"	30"	30"	30"	30"	30"
	HEIGHT FROM SEAT	12"	12"	12"	12"	12"	12"	12"	12"	12"
COM:	NO ARM FULL: yds	12.25	12.25	19.25	15.75	19.25	22.75	19.25	22.75	26.25
	SEAT: yds	5.25	5.25	8.75	7	8.75	10.5	8.75	10.5	12.25
	BACK: yds	7	7	10.5	8.75	10.5	12.25	10.5	12.25	14
	LW ARM: yds	3	3	3	3	3	3	3	3	3
	LN ARM: yds	2.5	2.5	2.5	2.5	2.5	2.5	2.5	2.5	2.5
	HW ARM: yds	3.5	3.5	3.5	3.5	3.5	3.5	3.5	3.5	3.5
	HN ARM: yds	3.25	3.25	3.25	3.25	3.25	3.25	3.25	3.25	3.25
	PARTIAL SCREEN	3.5	4.75	6	4.75	6	7.25	6.5	7.5	8.5
	FULL SCREEN	9	10	11.5	10	11	12.5	9.75	12.5	11.5
	SURROUND SCREEN	13	14	11.5	14	15	16.5	13.75	16.5	15.5

U-SHAPE	DIMENSIONS	4x2	4x3	4x4
OVERALL NO ARM:	HEIGHT	30"	30"	30"
	WIDTH	102"	102"	102"
	DEPTH	51"	75"	99"
SEAT:	HEIGHT	18"	18"	18"
	WIDTH	24"	24"	24"
	DEPTH	20"	20"	20"
LOW ARMS:	HEIGHT FROM FLOOR	24"	24"	24"
	HEIGHT FROM SEAT	6"	6"	6"
HIGH ARMS:	HEIGHT FROM FLOOR	30"	30"	30"
	HEIGHT FROM SEAT	12"	12"	12"
COM:	NO ARM FULL: yds	24.5	31.5	39
	SEAT: yds	10.5	14	18
	BACK: yds	14	17.5	21
	LW ARM: yds	3	3	3
	LN ARM: yds	2.5	2.5	2.5
	HW ARM: yds	3.5	3.5	3.5
	HN ARM: yds	3.25	3.25	3.25
	PARTIAL SCREEN	6.5	7.5	8.5
	FULL SCREEN	9.75	12.5	11.5
	SURROUND SCREEN	16	16.5	15.5

# EXCHANGE® DIMENSIONS

FULL CREDENZA	DIMENSIONS	1x1	2x2	3x3	2x3	3x2	3x4	4x3
OVERALL NO ARM [HIGH PARTIAL SCREEN]:	HEIGHT	60"	60"	60"	60"	60"	60"	60"
	WIDTH	36"	60"	102"	96"	96"	120"	96"
	DEPTH	96"	96"	99"	96"	96"	96"	120"
OVERALL WIDE ARM [HIGH PARTIAL SCREEN]:	HEIGHT	60"	60"	60"	-	-	-	-
	WIDTH	48"	60"	84"	-	-	-	-
	DEPTH	96"	96"	96"	-	-	-	-
SEAT:	HEIGHT	18"	60"	60"	18"	18"	18"	18"
	WIDTH	24"	72"	84"	24"	24"	24"	24"
	DEPTH	20"	96"	96"	20"	20"	20"	20"
LOW ARMS:	HEIGHT FROM FLOOR	24"	24"	24"	-	-	-	-
	HEIGHT FROM SEAT	6"	6"	6"	-	-	-	-
HIGH ARMS:	HEIGHT FROM FLOOR	30"	30"	30"	-	-	-	-
	HEIGHT FROM SEAT	12"	12"	12"	-	-	-	-
WIDE ARMS:	WIDTH [SIDE TO SIDE]	12"	12"	12"	-	-	-	-
COM:	NO ARM PARTIAL SCREEN: yds	17	26.5	36.2	36.2	36.2	46.1	46.1
	SEAT: yds	3.5	7	10.5	8.75	8.75	12.25	12.25
	BACK: yds	3.5	7	10.5	8.75	8.75	12.25	12.25
	LW ARM [SINGLE ARM]: yds	1.5	1.5	1.5	-	-	-	-
	HW ARM [SINGLE ARM]: yds	1.75	1.75	1.75	-	-	-	-
	PARTIAL SCREEN: yds	10	12.5	15.2	18.7	18.7	21.6	21.6
	FULL SCREEN	11.2	13.85	16.5	-	-	-	-
	SURROUND SCREEN	14.7	17.35	20	-	-	-	-

PARTIAL CREDENZA	DIMENSIONS	LEFT 2-SEATER	RIGHT 2-SEATER	LEFT 3-SEATER	RIGHT 3-SEATER
OVERALL NO ARM [HIGH PARTIAL SCREEN]:	HEIGHT	60"	60"	60"	60"
	WIDTH	60"	72"	84"	72"
	DEPTH	72"	60"	72"	84"
OVERALL WIDE ARM [HIGH PARTIAL SCREEN]:	HEIGHT	60"	60"	60"	60"
	WIDTH	72"	72"	96"	72"
	DEPTH	72"	72"	72"	96"
LOW ARMS:	HEIGHT FROM FLOOR	24"	24"	24"	24"
	HEIGHT FROM SEAT	6"	6"	6"	6"
HIGH ARMS:	HEIGHT FROM FLOOR	30"	30"	30"	30"
	HEIGHT FROM SEAT	12"	12"	12"	12"
WIDE ARMS:	WIDTH: [side to side]	12"	12"	12"	12"
COM:	NO ARM PARTIAL SCREEN: yds	14.75	14.75	19.75	19.75
	SEAT: yds	3.5	3.5	5.25	5.25
	BACK: yds	3.5	3.5	5.25	5.25
	LW ARM: yds	1.5	1.5	1.5	1.5
	HW ARM: yds	1.75	1.75	1.75	1.75
	COM PARTIAL SCREEN:	7.75	7.75	9.25	9.25
	COM FULL SCREEN:	8.5	8.5	9.75	9.75
	COM SURROUND SCREEN:	10.25	10.25	11.5	11.5
	SURROUND SCREEN	16	16.5	15.5	15.5

# EXCHANGE® DIMENSIONS

PARTIAL CREDENZA	DIMENSIONS	LEFT L-3x3	RIGHT L-3x3	LEFT L-3x4	RIGHT L-3x4	LEFT L-4x3	RIGHT L-4x3	LEFT L-4x4	RIGHT L-4x4
OVERALL NO ARM [HIGH PARTIAL SCREEN]:	HEIGHT	60"	60"	60"	60"	60"	60"	60"	60"
	WIDTH	76"	88"	76"	112"	76"	112"	100"	112"
	DEPTH	88"	76"	112"	76"	112"	76"	112"	100"
OVERALL WIDE ARM [HIGH PARTIAL SCREEN]:	HEIGHT	60"	60"	60"	60"	60"	60"	60"	60"
	WIDTH	88"	88"	112"	112"	112"	112"	112"	112"
	DEPTH	88"	88"	88"	88"	88"	88"	112"	112"
LOW ARMS:	HEIGHT FROM FLOOR	24"	24"	24"	24"	24"	24"	24"	24"
	HEIGHT FROM SEAT	6"	6"	6"	6"	6"	6"	6"	6"
HIGH ARMS:	HEIGHT FROM FLOOR	30"	30"	30"	30"	30"	30"	30"	30"
	HEIGHT FROM SEAT	12"	12"	12"	12"	12"	12"	12"	12"
WIDE ARMS:	WIDTH: [side to side]	12"	12"	12"	12"	12"	12"	12"	12"
COM:	NO ARM PARTIAL SCREEN: yds	28.8	28.8	33.75	33.75	33.75	33.75	38.5	38.5
	SEAT: yds	8.75	8.75	10.5	10.5	10.5	10.5	12.25	12.25
	BACK: yds	9.5	9.5	11.25	11.25	11.25	11.25	13	13
	LW ARM: yds	1.5	1.5	1.5	1.5	1.5	1.5	1.5	1.5
	HW ARM: yds	1.75	1.75	1.75	1.75	1.75	1.75	1.75	1.75
	COM PARTIAL SCREEN:	10.55	10.55	12	12	12	12	13.25	13.25
	COM FULL SCREEN, NO ARM:	14	14	15.5	15.5	15.5	15.5	16.75	16.75
	COM FULL SCREEN, WIDE ARM:	14.75	14.75	16.05	16.05	16.05	16.05	17.4	17.4
	COM SURROUND SCREEN:	16.45	16.45	17.8	17.8	17.8	17.8	19.15	19.15

PARTIAL CREDENZA	DIMENSIONS	LEFT U-2x3	RIGHT U-3x2	LEFT U-3x4	LEFT U-4x3
OVERALL NO ARM [HIGH PARTIAL SCREEN]:	HEIGHT	60"	60"	60"	60"
	WIDTH	104"	88"	104"	112"
	DEPTH	88"	104"	112"	104"
COM:	NO ARM PARTIAL SCREEN: yds	38.5	38.5	47.8	47.8
	SEAT: yds	12.25	12.25	15.75	15.75
	BACK: yds	13.75	13.75	17.25	17.25
	COM PARTIAL SCREEN:	12.1	12.1	14.8	14.8
	COM FULL SCREEN, NO ARM:	19	19	21.75	21.75

WORKPOD	DIMENSIONS	ONE-SEATER	TWO-SEATER
OVERALL NO ARM:	HEIGHT	48"	48"
	WIDTH	37"	61"
	DEPTH	56"	56"
SEAT:	HEIGHT	18"	18"
	WIDTH	24"	24"
	DEPTH	20"	20"
LOW ARMS:	HEIGHT FROM FLOOR	24"	24"
	HEIGHT FROM SEAT	6"	6"
HIGH ARMS:	HEIGHT FROM FLOOR	30"	30"
	HEIGHT FROM SEAT	12"	12"
	WIDE ARMS WIDTH:	12"	12"
COM:	NO ARM FULL: yds	3.75	7
	SEAT: yds	1.75	3.5
	BACK: yds	1.75	3.5
	LW ARM: yds	3	3
	HW ARM: yds	3.5	3.5
	COM PARTIAL SCREEN:	8.25	9.25
	COM FULL SCREEN:	8.75	10
	COM SURROUND SCREEN:	10.75	12



**BASE PRICE | \$1,372**  
E1011-NA

## NOTES

- See page 41 for general features and notes
- See page 42-44 for dimensions and customers own material yardage
- Linking Ends can be paired with any other
- End option. All Arms or 12" Platform Ends must be paired with either the same on the opposite end or a Linking end.
- Refer to Application Guide for rules on using linking ends

SERIES	E1	Exchange Linear	CODE		CODE		\$
BACK STYLE	0	Midback	X	Ottoman			VAR
LEG	11	One-Seater					-
END OPTION	LNA	No Arm - Left End	RNA	No Arm - Right End			-
	LLK	Linking End - Left End	RLK	Linking End - Right End			VAR
	LLW	Low Wide - Left End	RLW	Low Wide - Right End			VAR
	LLN	Low Narrow - Left End	RLN	Low Narrow - Right End			VAR
	LHW	High Wide - Left End	RHW	High Wide - Right End			VAR
	LHN	High Narrow - Left End	RHN	High Narrow - Right End			VAR
	LPT	12" Platform - Left End ***	RPT	12" Platform - Right End ***			\$950
ARM SURFACE	WH	White	CL	Clay	WW	Washed Wood	\$340
	NT	Natural	TA	Taupe	WL	Light Wood	\$340
	FO	Fog	EA	Earth	WM	Medium Wood	\$340
	MS	Mist	BK	Black	WS	Slate Wood	\$340
					WD	Dark Wood	\$340
LEG POSITION	US	Under Seat [Ottoman and No Arms Only]	UA	Under Arm [not available for Ottoman]			
LEG TYPE	SL	Standard Leg					-
	RL	Rectangle Leg					\$55
	WL	Wire Leg [Chrome Only] [for painted contact Sales Support]					\$465
	LO	Wood Leg [Light Oak]	MO	Wood Leg [Medium Oak]	DO	Wood Leg [Dark Oak]	\$135
PAIN'T FINISH	MON	Matte Onyx	MSK	Matte Smoke			-
[will reflect all painted components]	PON	Onyx	PSK	Smoke	PHZ	Haze	-
	PCT	Cotton	PCU	Currant	PMI	Midnight	-
	PCI	Citrus [coming soon]	PIN	Indigo [coming soon]	PPI	Pine [coming soon]	-
	PPO	Pottery [coming soon]	PBR	Birch [coming soon]			-
POWER FINISH	O	Matte Onyx	C	Matte Cloud	S	Matte Smoke	-
POWER LOCATION	L	Power USB Single Left Arm	R	Power USB Single Right Arm			\$250
Code: Combine color + side Example CR = Cloud Single Right Arm FOR DUAL POWER SPECIFY LEFT AND RIGHT ARM							
SCREEN TYPE	PS	Partial Screen	FS	Full Screen*	SS	Surround Screen*	VAR
KNIT SCREEN COLOR	FR	Frost	KH	Khaki	GR	Graphite	VAR
	JA	Java	BK	Black			VAR
FREIGHT OPTIONS	BW	Blanket Wrapped Fully Assembled [25 seat min]					\$75
	PA	Partially Assembled					\$100
FREIGHT REQUIREMENTS	AS	Allseating Standard					-
	FQ	Special Freight Instructions**					VAR
	GD	Guaranteed Delivery**					VAR

\* Available with matching ARMS only

**\*\* Call for Quote**

\*\*\* Price includes laminate

**TO ORDER SIMPLY FILL IN THE BLANKS**

ALLSEATING | 2022 - 2023 | UPDATED JULY 6, 2023







## NOTES

- See page 41 for general features and notes
- See page 42-44 for dimensions and customers own material yardage

**BASE PRICE | \$2,744**

E1012-NA

\*ARM PRICES LISTED AS SINGLE ARM ONLY  
\*KNIT SCREEN PRICES USE GRADE 3

Code	Grade 1	Grade 2/ COM	Grade 3/ Knit Screens	Grade 4/ COL	Grade 5	Grade 6	Grade 7	Grade 8	Leather 1	Leather 2	Leather 3
SEAT + BENCH	\$1,736	\$1,834	\$1,897	\$1,981	\$2,055	\$2,184	\$2,331	\$2,496	\$2,854	\$3,014	\$3,493
BACK	\$1,008	\$1,106	\$1,169	\$1,253	\$1,327	\$1,456	\$1,603	\$1,768	\$2,126	\$2,286	\$2,765
LOW WIDE ARM*	\$410	\$452	\$479	\$515	\$547	\$602	\$665	\$736	\$889	\$958	\$1,163
LOW NARROW ARM*	\$338	\$373	\$396	\$426	\$452	\$498	\$551	\$609	\$737	\$794	\$966
HIGH WIDE ARM*	\$514	\$563	\$595	\$637	\$673	\$738	\$812	\$894	\$1,073	\$1,153	\$1,393
HIGH NARROW ARM*	\$431	\$480	\$512	\$554	\$590	\$655	\$729	\$811	\$990	\$1,070	\$1,310
PARTIAL SCREEN	\$384	\$468	\$522	\$594	\$657	\$768	\$894	\$1,035	\$1,343	\$1,479	\$1,890
FULL SCREEN	\$576	\$695	\$772	\$874	\$963	\$1,120	\$1,299	\$1,498	\$1,934	\$2,127	\$2,710
SURROUND SCREEN	\$1,024	\$1,255	\$1,404	\$1,602	\$1,775	\$2,080	\$2,427	\$2,814	\$3,660	\$4,035	\$5,166

SERIES	E1	Exchange Linear	CODE		CODE		\$
BACK STYLE	0	Midback	X	Bench			VAR
LEG	12	Two-Seater					-
END OPTION	LNA	No Arm - Left End	RNA	No Arm - Right End			-
	LLK	Linking End - Left End	RLK	Linking End - Right End			VAR
	LLW	Low Wide - Left End	RLW	Low Wide - Right End			VAR
	LLN	Low Narrow - Left End	RLN	Low Narrow - Right End			VAR
	LHW	High Wide - Left End	RHW	High Wide - Right End			VAR
	LHN	High Narrow - Left End	RHN	High Narrow - Right End			VAR
	LPT	12" Platform - Left End	RPT	12" Platform - Right End			\$950
ARM SURFACE	WH	White	CL	Clay	WW	Washed Wood	\$340
	NT	Natural	TA	Taupe	WL	Light Wood	\$340
	FO	Fog	EA	Earth	WM	Medium Wood	\$340
	MS	Mist	BK	Black	WS	Slate Wood	\$340
					WD	Dark Wood	\$340
LEG POSITION	US	Under Seat [Bench + Narrow Arms Only]	UA	Under Arm [not available for Bench]			
LEG TYPE	SL	Standard Leg					-
	RL	Rectangle Leg					\$55
	WL	Wire Leg [Chrome Only] [for painted contact Sales Support]					\$465
	LO	Wood Leg [Light Oak]	MO	Wood Leg [Medium Oak]	DO	Wood Leg [Dark Oak]	\$135
PAINT FINISH	MON	Matte Onyx	MSK	Matte Smoke			-
[will reflect all painted components]	PON	Onyx	PSK	Smoke	PHZ	Haze	-
	PCT	Cotton	PCU	Currant	PMI	Midnight	-
	PCI	Citrus [coming soon]	PIN	Indigo [coming soon]	PPI	Pine [coming soon]	-
	PPO	Pottery [coming soon]	PBR	Birch [coming soon]			-
POWER FINISH	O	Matte Onyx	C	Matte Cloud	S	Matte Smoke	-
POWER LOCATION	L	Power USB Single Left Arm	R	Power USB Single Right Arm			\$250
Code: Combine color + side Example CR = Cloud Single Right Arm FOR DUAL POWER SPECIFY LEFT AND RIGHT ARM							
SCREEN TYPE	PS	Partial Screen	FS	Full Screen*	SS	Surround Screen*	VAR
KNIT SCREEN COLOR	FR	Frost	KH	Khaki	GR	Graphite	VAR
	JA	Java	BK	Black			VAR
FREIGHT OPTIONS	BW	Blanket Wrapped Fully Assembled [25 seat min]					\$150
	PA	Partially Assembled					\$200
FREIGHT REQUIREMENTS	AS	Allseating Standard					-
	FQ	Special Freight Instructions**					VAR
	GD	Guaranteed Delivery**					VAR

\* Available with matching ARMS only

**\*\* Call for Quote**

\*\*\* Price includes laminate

**TO ORDER SIMPLY FILL IN THE BLANKS**

E1		12	L	R										
SERIES	BACK STYLE	LEG	END OPTION	END OPTION	ARM SURFACE	LEG POSITION	LEG TYPE	PAINT FINISH	POWER FINISH+LOCATION	SCREEN TYPE	KNIT SCREEN	FREIGHT OPTION	FREIGHT REQUIRE- MENTS	FABRIC CODE <small>Please refer to <a href="http://allseating.com">allseating.com</a> for fabric codes.</small>





- See page 41 for general features and notes
- See page 42-44 for dimensions and customers own material yardage

\*ARM PRICES LISTED AS SINGLE ARM ONLY  
\*KNIT SCREEN PRICES USE GRADE 3

SERIES	E1	Exchange Linear	CODE		CODE		\$
BACK STYLE	0	Midback	X	Bench			VAR
LEG	13	Three-Seater					-
END OPTION	LNA	No Arm - Left End	RNA	No Arm - Right End			-
	LLK	Linking End - Left End	RLK	Linking End - Right End			VAR
	LLW	Low Wide - Left End	RLW	Low Wide - Right End			VAR
	LLN	Low Narrow - Left End	RLN	Low Narrow - Right End			VAR
	LHW	High Wide - Left End	RHW	High Wide - Right End			VAR
	LHN	High Narrow - Left End	RHN	High Narrow - Right End			VAR
	LPT	12" Platform - Left End	RPT	12" Platform - Right End			\$950
ARM SURFACE	WH	White	CL	Clay	WW	Washed Wood	\$340
	NT	Natural	TA	Taupe	WL	Light Wood	\$340
	FO	Fog	EA	Earth	WM	Medium Wood	\$340
	MS	Mist	BK	Black	WS	Slate Wood	\$340
					WD	Dark Wood	\$340
LEG POSITION	US	Under Seat [Bench + Narrow Arms Only]	UA	Under Arm [not available for Bench]			
LEG TYPE	SL	Standard Leg					-
	RL	Rectangle Leg					\$55
	WL	Wire Leg [Chrome Only] [for painted contact Sales Support]					\$465
	LO	Wood Leg [Light Oak]	MO	Wood Leg [Medium Oak]	DO	Wood Leg [Dark Oak]	\$135
PAIN'T FINISH	MON	Matte Onyx	MSK	Matte Smoke			-
[will reflect all painted components]	PON	Onyx	PSK	Smoke	PHZ	Haze	-
	PCT	Cotton	PCU	Currant	PMI	Midnight	-
	PCI	Citrus [coming soon]	PIN	Indigo [coming soon]	PPI	Pine [coming soon]	-
	PPO	Pottery [coming soon]	PBR	Birch [coming soon]			-
POWER FINISH	O	Matte Onyx	C	Matte Cloud	S	Matte Smoke	-
POWER LOCATION	L	Power USB Single Left Arm	R	Power USB Single Right Arm			\$250
Code: Combine color + side Example CR = Cloud Single Right Arm FOR DUAL POWER SPECIFY LEFT AND RIGHT ARM							
SCREEN TYPE	PS	Partial Screen	FS	Full Screen*	SS	Surround Screen*	VAR
KNIT SCREEN COLOR	FR	Frost	KH	Khaki	GR	Graphite	VAR
	JA	Java	BK	Black			VAR
FREIGHT OPTIONS	BW	Blanket Wrapped Fully Assembled [25 seat min]					\$225
	PA	Partially Assembled					\$300
FREIGHT REQUIREMENTS	AS	Allseating Standard					-
	FQ	Special Freight Instructions**					VAR
	GD	Guaranteed Delivery**					VAR

\*\*\* Price includes laminate

E1		13	L	R										
SERIES	BACK STYLE	LEG	END OPTION	END OPTION	ARM SURFACE	LEG POSITION	LEG TYPE	PAINT FINISH	POWER FINISH+LOCATION	SCREEN TYPE	KNIT SCREEN	FREIGHT OPTION	FREIGHT REQUIRE- MENTS	FABRIC CODE <small>Please refer to <a href="http://allseating.com">allseating.com</a> for fabric codes.</small>



- See page 41 for general features and notes
- See page 42-44 for dimensions and customers own material yardage

## E1014-NA

\*ARM PRICES LISTED AS SINGLE ARM ONLY  
\*KNIT SCREEN PRICES USE GRADE 3

SERIES	E1	Exchange Linear	CODE		CODE		\$
BACK STYLE	0	Midback	X	Bench			VAR
LEG	14	Three-Seater					-
END OPTION	LNA	No Arm - Left End	RNA	No Arm - Right End			-
	LLK	Linking End - Left End	RLK	Linking End - Right End			VAR
	LLW	Low Wide - Left End	RLW	Low Wide - Right End			VAR
	LLN	Low Narrow - Left End	RLN	Low Narrow - Right End			VAR
	LHW	High Wide - Left End	RHW	High Wide - Right End			VAR
	LHN	High Narrow - Left End	RHN	High Narrow - Right End			VAR
	LPT	12" Platform - Left End	RPT	12" Platform - Right End			\$950
ARM SURFACE	WH	White	CL	Clay	WW	Washed Wood	\$340
	NT	Natural	TA	Taupe	WL	Light Wood	\$340
	FO	Fog	EA	Earth	WM	Medium Wood	\$340
	MS	Mist	BK	Black	WS	Slate Wood	\$340
					WD	Dark Wood	\$340
LEG POSITION	US	Under Seat [Bench + Narrow Arms Only]	UA	Under Arm [not available for Bench]			
LEG TYPE	SL	Standard Leg					-
	RL	Rectangle Leg					\$55
	WL	Wire Leg [Chrome Only] [for painted contact Sales Support]					\$465
	LO	Wood Leg [Light Oak]	MO	Wood Leg [Medium Oak]	DO	Wood Leg [Dark Oak]	\$135
PAINT FINISH	MON	Matte Onyx	MSK	Matte Smoke			-
[will reflect all painted components]	PON	Onyx	PSK	Smoke	PHZ	Haze	-
	PCT	Cotton	PCU	Currant	PMI	Midnight	-
	PCI	Citrus [coming soon]	PIN	Indigo [coming soon]	PPI	Pine [coming soon]	-
	PPO	Pottery [coming soon]	PBR	Birch [coming soon]			-
POWER FINISH	O	Matte Onyx	C	Matte Cloud	S	Matte Smoke	-
POWER LOCATION	L	Power USB Single Left Arm	R	Power USB Single Right Arm			\$250
Code: Combine color + side Example CR = Cloud Single Right Arm FOR DUAL POWER SPECIFY LEFT AND RIGHT ARM							
SCREEN TYPE	PS	Partial Screen	FS	Full Screen*	SS	Surround Screen*	VAR
KNIT SCREEN COLOR	FR	Frost	KH	Khaki	GR	Graphite	VAR
	JA	Java	BK	Black			VAR
FREIGHT OPTIONS	BW	Blanket Wrapped Fully Assembled [25 seat min]					\$300
	PA	Partially Assembled					\$400
FREIGHT REQUIREMENTS	AS	Allseating Standard					-
	FQ	Special Freight Instructions**					VAR
	GD	Guaranteed Delivery**					VAR

\*\*\* Price includes laminate

E1		14	L	R										
SERIES	BACK STYLE	LEG	END OPTION	END OPTION	ARM SURFACE	LEG POSITION	LEG TYPE	PAINT FINISH	POWER FINISH+LOCATION	SCREEN TYPE	KNIT SCREEN	FREIGHT OPTION	FREIGHT REQUIRE- MENTS	FABRIC CODE <small>Please refer to <a href="http://allseating.com">allseating.com</a> for fabric codes.</small>



## NOTES

- See page 41 for general features and notes
- See page 42-44 for dimensions and customers own material yardage

**BASE PRICE | \$4,578**

E2022-NA

\*ARM PRICES LISTED AS SINGLE ARM ONLY  
\*KNIT SCREEN PRICES USE GRADE 3

Code	Grade 1	Grade 2/ COM	Grade 3/ Knit Screens	Grade 4/ COL	Grade 5	Grade 6	Grade 7	Grade 8	Leather 1	Leather 2	Leather 3
SEAT + OTTOMAN	\$2,562	\$2,709	\$2,804	\$2,930	\$3,040	\$3,234	\$3,455	\$3,701	\$4,239	\$4,478	\$5,198
BACK	\$2,016	\$2,212	\$2,338	\$2,506	\$2,653	\$2,912	\$3,206	\$3,535	\$4,253	\$4,571	\$5,530
LOW WIDE ARM*	\$410	\$452	\$479	\$515	\$547	\$602	\$665	\$736	\$889	\$958	\$1,163
LOW NARROW ARM*	\$338	\$373	\$396	\$426	\$452	\$498	\$551	\$609	\$737	\$794	\$966
HIGH WIDE ARM*	\$514	\$563	\$595	\$637	\$673	\$738	\$812	\$894	\$1,073	\$1,153	\$1,393
HIGH NARROW ARM*	\$431	\$480	\$512	\$554	\$590	\$655	\$729	\$811	\$990	\$1,070	\$1,310
LOW DOUBLE WIDE	\$100	\$184	\$238	\$310	\$373	\$484	\$610	\$751	\$1,059	\$1,195	\$1,606
PARTIAL SCREEN	\$384	\$482	\$545	\$629	\$703	\$832	\$979	\$1,144	\$1,502	\$1,662	\$2,141
FULL SCREEN	\$832	\$1,042	\$1,177	\$1,357	\$1,515	\$1,792	\$2,107	\$2,460	\$3,228	\$3,570	\$4,597
SURROUND SCREEN	\$1,024	\$1,276	\$1,438	\$1,654	\$1,843	\$2,176	\$2,554	\$2,977	\$3,900	\$4,309	\$5,542

SERIES	E2	Exchange L-Shape	CODE		CODE		\$
BACK STYLE	0	Midback	X	No Back   Bench			VAR
LEG	22	2 x 2					-
END OPTION	LNA	No Arm - Left End	RNA	No Arm - Right End			-
	LLK	Linking End - Left End	RLK	Linking End - Right End			VAR
	LLW	Low Wide - Left End	RLW	Low Wide - Right End			VAR
	LLN	Low Narrow - Left End	RLN	Low Narrow - Right End			VAR
	LHW	High Wide - Left End	RHW	High Wide - Right End			VAR
	LHN	High Narrow - Left End	RHN	High Narrow - Right End			VAR
	LPT	12" Platform - Left End	RPT	12" Platform - Right End			\$950
ARM SURFACE	WH	White	CL	Clay	WW	Washed Wood	\$340
	NT	Natural	TA	Taupe	WL	Light Wood	\$340
	FO	Fog	EA	Earth	WM	Medium Wood	\$340
	MS	Mist	BK	Black	WS	Slate Wood	\$340
					WD	Dark Wood	\$340
LEG POSITION	US	Under Seat [Bench + Narrow Arms Only]	UA	Under Arm [not available for Bench]			
LEG TYPE	SL	Standard Leg					-
	RL	Rectangle Leg					\$55
	LO	Wood Leg [Light Oak]	MO	Wood Leg [Medium Oak]	DO	Wood Leg [Dark Oak]	\$135
PAINT FINISH	MON	Matte Onyx	MSK	Matte Smoke			-
[will reflect all painted components]	PON	Onyx	PSK	Smoke	PHZ	Haze	-
	PCT	Cotton	PCU	Currant	PMI	Midnight	-
	PCI	Citrus [coming soon]	PIN	Indigo [coming soon]	PPI	Pine [coming soon]	-
	PPO	Pottery [coming soon]	PBR	Birch [coming soon]			-
POWER FINISH	O	Matte Onyx	C	Matte Cloud	S	Matte Smoke	-
POWER LOCATION	L	Power USB Single Left Arm	R	Power USB Single Right Arm			\$250
Code: Combine color + side							
Example CR = Cloud Single Right Arm							
FOR DUAL POWER SPECIFY LEFT AND RIGHT ARM							
SCREEN TYPE	PS	Partial Screen	FS	Full Screen*	SS	Surround Screen*	VAR
KNIT SCREEN COLOR	FR	Frost	KH	Khaki	GR	Graphite	VAR
	JA	Java	BK	Black			VAR
FREIGHT OPTIONS	BW	Blanket Wrapped Fully Assembled [25 seat min]					\$225
	PA	Partially Assembled					\$300
FREIGHT REQUIREMENTS	AS	Allseating Standard					-
	FQ	Special Freight Instructions**					VAR
	GD	Guaranteed Delivery**					VAR

\* Available with matching ARMS only

**\*\* Call for Quote**

\*\*\* Price includes laminate

**TO ORDER SIMPLY FILL IN THE BLANKS**

E2		22	L	R										
SERIES	BACK STYLE	LEG	END OPTION	END OPTION	ARM SURFACE	LEG POSITION	LEG TYPE	PAINT FINISH	POWER FINISH+LOCATION	SCREEN TYPE	KNIT SCREEN	FREIGHT OPTION	FREIGHT REQUIRE- MENTS	FABRIC CODE <small>Please refer to <a href="http://alisseating.com">alisseating.com</a> for fabric codes.</small>





**BASE PRICE | \$5,950**  
E2023-NA

- See page 41 for general features and notes
- See page 42-44 for dimensions and customers own material yardage

SERIES	E2	Exchange L-Shape	CODE		CODE		\$
BACK STYLE	0	Midback	X	No Back   Bench			VAR
LEG	23	2 x 3					-
END OPTION	LNA	No Arm - Left End	RNA	No Arm - Right End			-
	LLK	Linking End - Left End	RLK	Linking End - Right End			VAR
	LLW	Low Wide - Left End	RLW	Low Wide - Right End			VAR
	LLN	Low Narrow - Left End	RLN	Low Narrow - Right End			VAR
	LHW	High Wide - Left End	RHW	High Wide - Right End			VAR
	LHN	High Narrow - Left End	RHN	High Narrow - Right End			VAR
	LPT	12" Platform - Left End	RPT	12" Platform - Right End			\$950
ARM SURFACE	WH	White	CL	Clay	WW	Washed Wood	\$340
	NT	Natural	TA	Taupe	WL	Light Wood	\$340
	FO	Fog	EA	Earth	WM	Medium Wood	\$340
	MS	Mist	BK	Black	WS	Slate Wood	\$340
					WD	Dark Wood	\$340
LEG POSITION	US	Under Seat [Bench + Narrow Arms Only]	UA	Under Arm [not available for Bench]			
LEG TYPE	SL	Standard Leg					-
	RL	Rectangle Leg					\$55
	LO	Wood Leg [Light Oak]	MO	Wood Leg [Medium Oak]	DO	Wood Leg [Dark Oak]	\$135
PAINT FINISH	MON	Matte Onyx	MSK	Matte Smoke			-
[will reflect all painted components]	PON	Onyx	PSK	Smoke	PHZ	Haze	-
	PCT	Cotton	PCU	Currant	PMI	Midnight	-
	PCI	Citrus [coming soon]	PIN	Indigo [coming soon]	PPI	Pine [coming soon]	-
	PPO	Pottery [coming soon]	PBR	Birch [coming soon]			-
POWER FINISH	O	Matte Onyx	C	Matte Cloud	S	Matte Smoke	-
POWER LOCATION	L	Power USB Single Left Arm	R	Power USB Single Right Arm			\$250
Code: Combine color + side Example CR = Cloud Single Right Arm FOR DUAL POWER SPECIFY LEFT AND RIGHT ARM							
SCREEN TYPE	PS	Partial Screen	FS	Full Screen*	SS	Surround Screen*	VAR
KNIT SCREEN COLOR	FR	Frost	KH	Khaki	GR	Graphite	VAR
	JA	Java	BK	Black			VAR
FREIGHT OPTIONS	BW	Blanket Wrapped Fully Assembled [25 seat min]					\$300
	PA	Partially Assembled					\$400
FREIGHT REQUIREMENTS	AS	Allseating Standard					-
	FQ	Special Freight Instructions**					VAR
	GD	Guaranteed Delivery**					VAR

\*\*\* Price includes laminate

**INDOOR AIR QUALITY GOLD**  
AIAQ-2000



# EXCHANGE® L-SHAPE 2x4

DESIGN | NICK GILLISSIE GSA SIN | 711-17

## BASE PRICE | \$7,322

E2024-NA

\*ARM PRICES LISTED AS SINGLE ARM ONLY  
\*KNIT SCREEN PRICES USE GRADE 3

Code	Grade 1	Grade 2/ COM	Grade 3/ Knit Screens	Grade 4/ COL	Grade 5	Grade 6	Grade 7	Grade 8	Leather 1	Leather 2	Leather 3
SEAT + OTTOMAN	\$4,298	\$4,543	\$4,701	\$4,911	\$5,094	\$5,418	\$5,786	\$6,197	\$7,094	\$7,492	\$8,691
BACK	\$3,024	\$3,318	\$3,507	\$3,759	\$3,980	\$4,368	\$4,809	\$5,303	\$6,379	\$6,857	\$8,295
LOW WIDE ARM*	\$410	\$452	\$479	\$515	\$547	\$602	\$665	\$736	\$889	\$958	\$1,163
LOW NARROW ARM*	\$338	\$373	\$396	\$426	\$452	\$498	\$551	\$609	\$737	\$794	\$966
HIGH WIDE ARM*	\$514	\$563	\$595	\$637	\$673	\$738	\$812	\$894	\$1,073	\$1,153	\$1,393
HIGH NARROW ARM*	\$431	\$480	\$512	\$554	\$590	\$655	\$729	\$811	\$990	\$1,070	\$1,310
LOW DOUBLE WIDE	\$100	\$184	\$238	\$310	\$373	\$484	\$610	\$751	\$1,059	\$1,195	\$1,606
PARTIAL SCREEN	\$768	\$936	\$1,044	\$1,188	\$1,314	\$1,536	\$1,788	\$2,070	\$2,685	\$2,958	\$3,780
FULL SCREEN	\$1,312	\$1,613	\$1,807	\$2,065	\$2,290	\$2,688	\$3,140	\$3,645	\$4,747	\$5,236	\$6,709
SURROUND SCREEN	\$1,760	\$2,173	\$2,439	\$2,793	\$3,102	\$3,648	\$4,268	\$4,961	\$6,473	\$7,144	\$9,165

### NOTES

- See page 41 for general features and notes
- See page 42-44 for dimensions and customers own material yardage

SERIES	E2	Exchange L-Shape	CODE		CODE		\$
BACK STYLE	0	Midback	X	No Back   Bench			VAR
LEG	24	2 x 4					-
END OPTION	LNA	No Arm - Left End	RNA	No Arm - Right End			-
	LLK	Linking End - Left End	RLK	Linking End - Right End			VAR
	LLW	Low Wide - Left End	RLW	Low Wide - Right End			VAR
	LLN	Low Narrow - Left End	RLN	Low Narrow - Right End			VAR
	LHW	High Wide - Left End	RHW	High Wide - Right End			VAR
	LHN	High Narrow - Left End	RHN	High Narrow - Right End			VAR
	LPT	12" Platform - Left End	RPT	12" Platform - Right End			\$950
ARM SURFACE	WH	White	CL	Clay	WW	Washed Wood	\$340
	NT	Natural	TA	Taupe	WL	Light Wood	\$340
	FO	Fog	EA	Earth	WM	Medium Wood	\$340
	MS	Mist	BK	Black	WS	Slate Wood	\$340
					WD	Dark Wood	\$340
LEG POSITION	US	Under Seat [Bench + Narrow Arms Only]	UA	Under Arm [not available for Bench]			-
LEG TYPE	SL	Standard Leg					\$55
	RL	Rectangle Leg					
	LO	Wood Leg [Light Oak]	MO	Wood Leg [Medium Oak]	DO	Wood Leg [Dark Oak]	\$135
PAINT FINISH	MON	Matte Onyx	MSK	Matte Smoke			-
[will reflect all painted components]	PON	Onyx	PSK	Smoke	PHZ	Haze	-
	PCT	Cotton	PCU	Currant	PMI	Midnight	-
	PCI	Citrus [coming soon]	PIN	Indigo [coming soon]	PPI	Pine [coming soon]	-
	PPO	Pottery [coming soon]	PBR	Birch [coming soon]			-
POWER FINISH	O	Matte Onyx	C	Matte Cloud	S	Matte Smoke	-
POWER LOCATION	L	Power USB Single Left Arm	R	Power USB Single Right Arm			\$250
Code: Combine color + side Example CR = Cloud Single Right Arm FOR DUAL POWER SPECIFY LEFT AND RIGHT ARM							
SCREEN TYPE	PS	Partial Screen	FS	Full Screen*	SS	Surround Screen*	VAR
KNIT SCREEN COLOR	FR	Frost	KH	Khaki	GR	Graphite	VAR
	JA	Java	BK	Black			VAR
FREIGHT OPTIONS	BW	Blanket Wrapped Fully Assembled [25 seat min]					\$375
	PA	Partially Assembled					\$500
FREIGHT REQUIREMENTS	AS	Allseating Standard					-
	FQ	Special Freight Instructions**					VAR
	GD	Guaranteed Delivery**					VAR

\* Available with matching ARMS only

\*\* Call for Quote

\*\*\* Price includes laminate

### TO ORDER SIMPLY FILL IN THE BLANKS

E2	-		-	24	-	L	-	R	-		-		-		-		-		-		-		-		-		-		
SERIES		BACK STYLE		LEG		END OPTION		END OPTION		ARM SURFACE		LEG POSITION		LEG TYPE		PAINT FINISH		POWER FINISH+LOCATION		SCREEN TYPE		KNIT SCREEN		FREIGHT OPTION		FREIGHT REQUIREMENTS		FABRIC CODE	

Please refer to allseating.com for fabric codes.



**BASE PRICE | \$5,950**

\*ARM PRICES LISTED AS SINGLE ARM ONLY  
\*KNIT SCREEN PRICES USE GRADE 3

## NOTES

- See page 41 for general features and notes
- See page 42-44 for dimensions and customers own material yardage

\* Available with matching ARMS only

**\*\* Call for Quote**

\*\*\* Price includes laminate

E2		32	L	R										
SERIES	BACK STYLE	LEG	END OPTION	END OPTION	ARM SURFACE	LEG POSITION	LEG TYPE	PAINT FINISH	POWER FINISH+LOCATION	SCREEN TYPE	KNIT SCREEN	FREIGHT OPTION	FREIGHT REQUIRE- MENTS	FABRIC CODE Please refer to <a href="http://allseating.com">allseating.com</a> for fabric codes.







**BASE PRICE | \$7,322**  
E2033-NA

- See page 41 for general features and notes
- See page 42-44 for dimensions and customers own material yardage

SERIES	E2	Exchange L-Shape	CODE		CODE		\$
BACK STYLE	0	Midback	X	No Back   Bench			VAR
LEG	33	3 x 3					-
END OPTION	LNA	No Arm - Left End	RNA	No Arm - Right End			-
	LLK	Linking End - Left End	RLK	Linking End - Right End			VAR
	LLW	Low Wide - Left End	RLW	Low Wide - Right End			VAR
	LLN	Low Narrow - Left End	RLN	Low Narrow - Right End			VAR
	LHW	High Wide - Left End	RHW	High Wide - Right End			VAR
	LHN	High Narrow - Left End	RHN	High Narrow - Right End			VAR
	LPT	12" Platform - Left End	RPT	12" Platform - Right End			\$950
ARM SURFACE	WH	White	CL	Clay	WW	Washed Wood	\$340
	NT	Natural	TA	Taupe	WL	Light Wood	\$340
	FO	Fog	EA	Earth	WM	Medium Wood	\$340
	MS	Mist	BK	Black	WS	Slate Wood	\$340
					WD	Dark Wood	\$340
LEG POSITION	US	Under Seat [Bench + Narrow Arms Only]	UA	Under Arm [not available for Bench]			
LEG TYPE	SL	Standard Leg					-
	RL	Rectangle Leg					\$55
	LO	Wood Leg [Light Oak]	MO	Wood Leg [Medium Oak]	DO	Wood Leg [Dark Oak]	\$135
PAINT FINISH	MON	Matte Onyx	MSK	Matte Smoke			-
[will reflect all painted components]	PON	Onyx	PSK	Smoke	PHZ	Haze	-
	PCT	Cotton	PCU	Currant	PMI	Midnight	-
	PCI	Citrus [coming soon]	PIN	Indigo [coming soon]	PPI	Pine [coming soon]	-
	PPO	Pottery [coming soon]	PBR	Birch [coming soon]			-
POWER FINISH	O	Matte Onyx	C	Matte Cloud	S	Matte Smoke	-
POWER LOCATION	L	Power USB Single Left Arm	R	Power USB Single Right Arm			\$250
Code: Combine color + side Example CR = Cloud Single Right Arm FOR DUAL POWER SPECIFY LEFT AND RIGHT ARM							
SCREEN TYPE	PS	Partial Screen	FS	Full Screen*	SS	Surround Screen*	VAR
KNIT SCREEN COLOR	FR	Frost	KH	Khaki	GR	Graphite	VAR
	JA	Java	BK	Black			VAR
FREIGHT OPTIONS	BW	Blanket Wrapped Fully Assembled [25 seat min]					\$375
	PA	Partially Assembled					\$500
FREIGHT REQUIREMENTS	AS	Allseating Standard					-
	FQ	Special Freight Instructions**					VAR
	GD	Guaranteed Delivery**					VAR

\*\*\* Price includes laminate

**INDOOR AIR QUALITY GOLD**  
AIAQ-2000



## NOTES

- See page 41 for general features and notes
- See page 42-44 for dimensions and customers own material yardage

**BASE PRICE | \$8,694**

E2034-NA

\*ARM PRICES LISTED AS SINGLE ARM ONLY  
\*KNIT SCREEN PRICES USE GRADE 3

Code	Grade 1	Grade 2/ COM	Grade 3/ Knit Screens	Grade 4/ COL	Grade 5	Grade 6	Grade 7	Grade 8	Leather 1	Leather 2	Leather 3
SEAT + OTTOMAN	\$5,166	\$5,460	\$5,649	\$5,901	\$6,122	\$6,510	\$6,951	\$7,445	\$8,521	\$8,999	\$10,437
BACK	\$3,528	\$3,871	\$4,092	\$4,386	\$4,643	\$5,096	\$5,611	\$6,186	\$7,442	\$7,999	\$9,678
LOW WIDE ARM*	\$410	\$452	\$479	\$515	\$547	\$602	\$665	\$736	\$889	\$958	\$1,163
LOW NARROW ARM*	\$338	\$373	\$396	\$426	\$452	\$498	\$551	\$609	\$737	\$794	\$966
HIGH WIDE ARM*	\$514	\$563	\$595	\$637	\$673	\$738	\$812	\$894	\$1,073	\$1,153	\$1,393
HIGH NARROW ARM*	\$431	\$480	\$512	\$554	\$590	\$655	\$729	\$811	\$990	\$1,070	\$1,310
LOW DOUBLE WIDE	\$100	\$184	\$238	\$310	\$373	\$484	\$610	\$751	\$1,059	\$1,195	\$1,606
PARTIAL SCREEN	\$960	\$1,163	\$1,294	\$1,468	\$1,620	\$1,888	\$2,193	\$2,533	\$3,276	\$3,606	\$4,600
FULL SCREEN	\$1,600	\$2,150	\$2,175	\$2,475	\$2,738	\$3,200	\$3,725	\$4,313	\$5,594	\$6,163	\$7,875
SURROUND SCREEN	\$2,048	\$2,950	\$2,807	\$3,203	\$3,550	\$4,160	\$4,853	\$5,629	\$7,320	\$8,071	\$10,331

SERIES	E2	Exchange L-Shape	CODE		CODE		\$
BACK STYLE	0	Midback	X	No Back   Bench			VAR
LEG	34	3 x 4					-
END OPTION	LNA	No Arm - Left End	RNA	No Arm - Right End			-
	LLK	Linking End - Left End	RLK	Linking End - Right End			VAR
	LLW	Low Wide - Left End	RLW	Low Wide - Right End			VAR
	LLN	Low Narrow - Left End	RLN	Low Narrow - Right End			VAR
	LHW	High Wide - Left End	RHW	High Wide - Right End			VAR
	LHN	High Narrow - Left End	RHN	High Narrow - Right End			VAR
	LPT	12" Platform - Left End	RPT	12" Platform - Right End			\$950
ARM SURFACE	WH	White	CL	Clay	WW	Washed Wood	\$340
	NT	Natural	TA	Taupe	WL	Light Wood	\$340
	FO	Fog	EA	Earth	WM	Medium Wood	\$340
	MS	Mist	BK	Black	WS	Slate Wood	\$340
					WD	Dark Wood	\$340
LEG POSITION	US	Under Seat [Bench + Narrow Arms Only]	UA	Under Arm [not available for Bench]			
LEG TYPE	SL	Standard Leg					-
	RL	Rectangle Leg					\$55
	LO	Wood Leg [Light Oak]	MO	Wood Leg [Medium Oak]	DO	Wood Leg [Dark Oak]	\$135
PAINT FINISH	MON	Matte Onyx	MSK	Matte Smoke			-
[will reflect all painted components]	PON	Onyx	PSK	Smoke	PHZ	Haze	-
	PCT	Cotton	PCU	Currant	PMI	Midnight	-
	PCI	Citrus [coming soon]	PIN	Indigo [coming soon]	PPI	Pine [coming soon]	-
	PPO	Pottery [coming soon]	PBR	Birch [coming soon]			-
POWER FINISH	O	Matte Onyx	C	Matte Cloud	S	Matte Smoke	-
POWER LOCATION	L	Power USB Single Left Arm	R	Power USB Single Right Arm			\$250
Code: Combine color + side Example CR = Cloud Single Right Arm FOR DUAL POWER SPECIFY LEFT AND RIGHT ARM							
SCREEN TYPE	PS	Partial Screen	FS	Full Screen*	SS	Surround Screen*	VAR
KNIT SCREEN COLOR	FR	Frost	KH	Khaki	GR	Graphite	VAR
	JA	Java	BK	Black			VAR
FREIGHT OPTIONS	BW	Blanket Wrapped Fully Assembled [25 seat min]					\$450
	PA	Partially Assembled					\$600
FREIGHT REQUIREMENTS	AS	Allseating Standard					-
	FQ	Special Freight Instructions**					VAR
	GD	Guaranteed Delivery**					VAR

\* Available with matching ARMS only

**\*\* Call for Quote**

\*\*\* Price includes laminate

**TO ORDER SIMPLY FILL IN THE BLANKS**

E2		34	L	R										
SERIES	BACK STYLE	LEG	END OPTION	END OPTION	ARM SURFACE	LEG POSITION	LEG TYPE	PAINT FINISH	POWER FINISH+LOCATION	SCREEN TYPE	KNIT SCREEN	FREIGHT OPTION	FREIGHT REQUIRE- MENTS	FABRIC CODE <small>Please refer to <a href="http://aliseating.com">aliseating.com</a> for fabric codes.</small>





## NOTES

- See page 41 for general features and notes
- See page 42-44 for dimensions and customers own material yardage

## E2042-NA

\*ARM PRICES LISTED AS SINGLE ARM ONLY  
\*KNIT SCREEN PRICES USE GRADE 3

Code	Grade 1	Grade 2/ COM	Grade 3/ Knit Screens	Grade 4/ COL	Grade 5	Grade 6	Grade 7	Grade 8	Leather 1	Leather 2	Leather 3
SEAT + OTTOMAN	\$4,298	\$4,543	\$4,701	\$4,911	\$5,094	\$5,418	\$5,786	\$6,197	\$7,094	\$7,492	\$8,691
BACK	\$3,024	\$3,318	\$3,507	\$3,759	\$3,980	\$4,368	\$4,809	\$5,303	\$6,379	\$6,857	\$8,295
LOW WIDE ARM*	\$410	\$452	\$479	\$515	\$547	\$602	\$665	\$736	\$889	\$958	\$1,163
LOW NARROW ARM*	\$338	\$373	\$396	\$426	\$452	\$498	\$551	\$609	\$737	\$794	\$966
HIGH WIDE ARM*	\$514	\$563	\$595	\$637	\$673	\$738	\$812	\$894	\$1,073	\$1,153	\$1,393
HIGH NARROW ARM*	\$431	\$480	\$512	\$554	\$590	\$655	\$729	\$811	\$990	\$1,070	\$1,310
LOW DOUBLE WIDE	\$100	\$184	\$238	\$310	\$373	\$484	\$610	\$751	\$1,059	\$1,195	\$1,606
PARTIAL SCREEN	\$768	\$936	\$1,044	\$1,188	\$1,314	\$1,536	\$1,788	\$2,070	\$2,685	\$2,958	\$3,780
FULL SCREEN	\$1,312	\$1,613	\$1,807	\$2,065	\$2,290	\$2,688	\$3,140	\$3,645	\$4,747	\$5,236	\$6,709
SURROUND SCREEN	\$1,760	\$2,173	\$2,439	\$2,793	\$3,102	\$3,648	\$4,268	\$4,961	\$6,473	\$7,144	\$9,165

SERIES	E2	Exchange L-Shape	CODE		CODE		\$
BACK STYLE	0	Midback	X	No Back   Bench			VAR
LEG	42	4 x 2					-
END OPTION	LNA	No Arm - Left End	RNA	No Arm - Right End			-
	LLK	Linking End - Left End	RLK	Linking End - Right End			VAR
	LLW	Low Wide - Left End	RLW	Low Wide - Right End			VAR
	LLN	Low Narrow - Left End	RLN	Low Narrow - Right End			VAR
	LHW	High Wide - Left End	RHW	High Wide - Right End			VAR
	LHN	High Narrow - Left End	RHN	High Narrow - Right End			VAR
	LPT	12" Platform - Left End	RPT	12" Platform - Right End			\$950
ARM SURFACE	WH	White	CL	Clay	WW	Washed Wood	\$340
	NT	Natural	TA	Taupe	WL	Light Wood	\$340
	FO	Fog	EA	Earth	WM	Medium Wood	\$340
	MS	Mist	BK	Black	WS	Slate Wood	\$340
					WD	Dark Wood	\$340
LEG POSITION	US	Under Seat [Bench + Narrow Arms Only]	UA	Under Arm [not available for Bench]			
LEG TYPE	SL	Standard Leg					-
	RL	Rectangle Leg					\$55
	LO	Wood Leg [Light Oak]	MO	Wood Leg [Medium Oak]	DO	Wood Leg [Dark Oak]	\$135
PAINT FINISH	MON	Matte Onyx	MSK	Matte Smoke			-
[will reflect all painted components]	PON	Onyx	PSK	Smoke	PHZ	Haze	-
	PCT	Cotton	PCU	Currant	PMI	Midnight	-
	PCI	Citrus [coming soon]	PIN	Indigo [coming soon]	PPI	Pine [coming soon]	-
	PPO	Pottery [coming soon]	PBR	Birch [coming soon]			-
POWER FINISH	O	Matte Onyx	C	Matte Cloud	S	Matte Smoke	-
POWER LOCATION	L	Power USB Single Left Arm	R	Power USB Single Right Arm			\$250
Code: Combine color + side							
Example CR = Cloud Single Right Arm							
FOR DUAL POWER SPECIFY LEFT AND RIGHT ARM							
SCREEN TYPE	PS	Partial Screen	FS	Full Screen*	SS	Surround Screen*	VAR
KNIT SCREEN COLOR	FR	Frost	KH	Khaki	GR	Graphite	VAR
	JA	Java	BK	Black			VAR
FREIGHT OPTIONS	BW	Blanket Wrapped Fully Assembled [25 seat min]					\$375
	PA	Partially Assembled					\$500
FREIGHT REQUIREMENTS	AS	Allseating Standard					-
	FQ	Special Freight Instructions**					VAR
	GD	Guaranteed Delivery**					VAR

\* Available with matching ARMS only

**\*\* Call for Quote**

\*\*\* Price includes laminate

**TO ORDER SIMPLY FILL IN THE BLANKS**

**E2** - **42** - **L** - **R** - **ARM SURFACE** - **LEG POSITION** - **LEG TYPE** - **PAINT FINISH** - **POWER FINISH+LOCATION** - **SCREEN TYPE** - **KNIT SCREEN** - **FREIGHT OPTION** - **FREIGHT REQUIREMENTS** - **FABRIC CODE**  
Please refer to [allseating.com](http://allseating.com) for fabric codes.





## NOTES

- See page 41 for general features and notes
- See page 42-44 for dimensions and customers own material yardage

**BASE PRICE | \$8,694**

E2043-NA

\*ARM PRICES LISTED AS SINGLE ARM ONLY  
\*KNIT SCREEN PRICES USE GRADE 3

Code	Grade 1	Grade 2/ COM	Grade 3/ Knit Screens	Grade 4/ COL	Grade 5	Grade 6	Grade 7	Grade 8	Leather 1	Leather 2	Leather 3
SEAT + OTTOMAN	\$5,166	\$5,460	\$5,649	\$5,901	\$6,122	\$6,510	\$6,951	\$7,445	\$8,521	\$8,999	\$10,437
BACK	\$3,528	\$3,871	\$4,092	\$4,386	\$4,643	\$5,096	\$5,611	\$6,186	\$7,442	\$7,999	\$9,678
LOW WIDE ARM*	\$410	\$452	\$479	\$515	\$547	\$602	\$665	\$736	\$889	\$958	\$1,163
LOW NARROW ARM*	\$338	\$373	\$396	\$426	\$452	\$498	\$551	\$609	\$737	\$794	\$966
HIGH WIDE ARM*	\$514	\$563	\$595	\$637	\$673	\$738	\$812	\$894	\$1,073	\$1,153	\$1,393
HIGH NARROW ARM*	\$431	\$480	\$512	\$554	\$590	\$655	\$729	\$811	\$990	\$1,070	\$1,310
LOW DOUBLE WIDE	\$100	\$184	\$238	\$310	\$373	\$484	\$610	\$751	\$1,059	\$1,195	\$1,606
PARTIAL SCREEN	\$960	\$1,163	\$1,294	\$1,468	\$1,620	\$1,888	\$2,193	\$2,533	\$3,276	\$3,606	\$4,600
FULL SCREEN	\$1,600	\$2,150	\$2,175	\$2,475	\$2,738	\$3,200	\$3,725	\$4,313	\$5,594	\$6,163	\$7,875
SURROUND SCREEN	\$2,048	\$2,950	\$2,807	\$3,203	\$3,550	\$4,160	\$4,853	\$5,629	\$7,320	\$8,071	\$10,331

SERIES	E2	Exchange L-Shape	CODE		CODE		\$
BACK STYLE	0	Midback	X	No Back   Bench			VAR
LEG	43	4 x 3					-
END OPTION	LNA	No Arm - Left End	RNA	No Arm - Right End			-
	LLK	Linking End - Left End	RLK	Linking End - Right End			VAR
	LLW	Low Wide - Left End	RLW	Low Wide - Right End			VAR
	LLN	Low Narrow - Left End	RLN	Low Narrow - Right End			VAR
	LHW	High Wide - Left End	RHW	High Wide - Right End			VAR
	LHN	High Narrow - Left End	RHN	High Narrow - Right End			VAR
	LPT	12" Platform - Left End	RPT	12" Platform - Right End			\$950
ARM SURFACE	WH	White	CL	Clay	WW	Washed Wood	\$340
	NT	Natural	TA	Taupe	WL	Light Wood	\$340
	FO	Fog	EA	Earth	WM	Medium Wood	\$340
	MS	Mist	BK	Black	WS	Slate Wood	\$340
					WD	Dark Wood	\$340
LEG POSITION	US	Under Seat [Bench + Narrow Arms Only]	UA	Under Arm [not available for Bench]			
LEG TYPE	SL	Standard Leg					-
	RL	Rectangle Leg					\$55
	LO	Wood Leg [Light Oak]	MO	Wood Leg [Medium Oak]	DO	Wood Leg [Dark Oak]	\$135
PAINT FINISH	MON	Matte Onyx	MSK	Matte Smoke			-
[will reflect all painted components]	PON	Onyx	PSK	Smoke	PHZ	Haze	-
	PCT	Cotton	PCU	Currant	PMI	Midnight	-
	PCI	Citrus [coming soon]	PIN	Indigo [coming soon]	PPI	Pine [coming soon]	-
	PPO	Pottery [coming soon]	PBR	Birch [coming soon]			-
POWER FINISH	O	Matte Onyx	C	Matte Cloud	S	Matte Smoke	-
POWER LOCATION	L	Power USB Single Left Arm	R	Power USB Single Right Arm			\$250
Code: Combine color + side							
Example CR = Cloud Single Right Arm							
FOR DUAL POWER SPECIFY LEFT AND RIGHT ARM							
SCREEN TYPE	PS	Partial Screen	FS	Full Screen*	SS	Surround Screen*	VAR
KNIT SCREEN COLOR	FR	Frost	KH	Khaki	GR	Graphite	VAR
	JA	Java	BK	Black			VAR
FREIGHT OPTIONS	BW	Blanket Wrapped Fully Assembled [25 seat min]					\$450
	PA	Partially Assembled					\$600
FREIGHT REQUIREMENTS	AS	Allseating Standard					-
	FQ	Special Freight Instructions**					VAR
	GD	Guaranteed Delivery**					VAR

\* Available with matching ARMS only

**\*\* Call for Quote**

\*\*\* Price includes laminate

**TO ORDER SIMPLY FILL IN THE BLANKS**

E2		43	L	R										
SERIES	BACK STYLE	LEG	END OPTION	END OPTION	ARM SURFACE	LEG POSITION	LEG TYPE	PAINT FINISH	POWER FINISH+LOCATION	SCREEN TYPE	KNIT SCREEN	FREIGHT OPTION	FREIGHT REQUIRE- MENTS	FABRIC CODE Please refer to <a href="http://alissealing.com">alissealing.com</a> for fabric codes.





# EXCHANGE® L-SHAPE 4x4

DESIGN | NICK GILLISSIE GSA SIN | 711-17

## BASE PRICE | \$10,066

E2044-NA

\*ARM PRICES LISTED AS SINGLE ARM ONLY  
\*KNIT SCREEN PRICES USE GRADE 3

Code	Grade 1	Grade 2/ COM	Grade 3/ Knit Screens	Grade 4/ COL	Grade 5	Grade 6	Grade 7	Grade 8	Leather 1	Leather 2	Leather 3
SEAT + OTTOMAN	\$6,034	\$6,377	\$6,598	\$6,892	\$7,149	\$7,602	\$8,117	\$8,692	\$9,948	\$10,505	\$12,184
BACK	\$4,032	\$4,424	\$4,676	\$5,012	\$5,306	\$5,824	\$6,412	\$7,070	\$8,505	\$9,142	\$11,060
LOW WIDE ARM*	\$410	\$452	\$479	\$515	\$547	\$602	\$665	\$736	\$889	\$958	\$1,163
LOW NARROW ARM*	\$338	\$373	\$396	\$426	\$452	\$498	\$551	\$609	\$737	\$794	\$966
HIGH WIDE ARM*	\$514	\$563	\$595	\$637	\$673	\$738	\$812	\$894	\$1,073	\$1,153	\$1,393
HIGH NARROW ARM*	\$431	\$480	\$512	\$554	\$590	\$655	\$729	\$811	\$990	\$1,070	\$1,310
LOW DOUBLE WIDE	\$100	\$184	\$238	\$310	\$373	\$484	\$610	\$751	\$1,059	\$1,195	\$1,606
PARTIAL SCREEN	\$1,152	\$1,390	\$1,543	\$1,747	\$1,926	\$2,240	\$2,597	\$2,997	\$3,868	\$4,255	\$5,419
FULL SCREEN	\$1,792	\$2,184	\$2,436	\$2,772	\$3,066	\$3,584	\$4,172	\$4,830	\$6,265	\$6,902	\$8,820
SURROUND SCREEN	\$2,240	\$2,744	\$3,068	\$3,500	\$3,878	\$4,544	\$5,300	\$6,146	\$7,991	\$8,810	\$11,276

### NOTES

- See page 41 for general features and notes
- See page 42-44 for dimensions and customers own material yardage

SERIES	E2	Exchange L-Shape	CODE		CODE		\$
BACK STYLE	0	Midback	X	No Back   Bench			VAR
LEG	44	4 x 4					-
END OPTION	LNA	No Arm - Left End	RNA	No Arm - Right End			-
	LLK	Linking End - Left End	RLK	Linking End - Right End			VAR
	LLW	Low Wide - Left End	RLW	Low Wide - Right End			VAR
	LLN	Low Narrow - Left End	RLN	Low Narrow - Right End			VAR
	LHW	High Wide - Left End	RHW	High Wide - Right End			VAR
	LHN	High Narrow - Left End	RHN	High Narrow - Right End			VAR
	LPT	12" Platform - Left End	RPT	12" Platform - Right End			\$950
ARM SURFACE	WH	White	CL	Clay	WW	Washed Wood	\$340
	NT	Natural	TA	Taupe	WL	Light Wood	\$340
	FO	Fog	EA	Earth	WM	Medium Wood	\$340
	MS	Mist	BK	Black	WS	Slate Wood	\$340
					WD	Dark Wood	\$340
LEG POSITION	US	Under Seat [Bench + Narrow Arms Only]	UA	Under Arm [not available for Bench]			-
LEG TYPE	SL	Standard Leg					\$55
	RL	Rectangle Leg					
	LO	Wood Leg [Light Oak]	MO	Wood Leg [Medium Oak]	DO	Wood Leg [Dark Oak]	\$135
PAINT FINISH	MON	Matte Onyx	MSK	Matte Smoke			-
[will reflect all painted components]	PON	Onyx	PSK	Smoke	PHZ	Haze	-
	PCT	Cotton	PCU	Currant	PMI	Midnight	-
	PCI	Citrus [coming soon]	PIN	Indigo [coming soon]	PPI	Pine [coming soon]	-
	PPO	Pottery [coming soon]	PBR	Birch [coming soon]			-
POWER FINISH	O	Matte Onyx	C	Matte Cloud	S	Matte Smoke	-
POWER LOCATION	L	Power USB Single Left Arm	R	Power USB Single Right Arm			\$250
Code: Combine color + side Example CR = Cloud Single Right Arm FOR DUAL POWER SPECIFY LEFT AND RIGHT ARM							
SCREEN TYPE	PS	Partial Screen	FS	Full Screen*	SS	Surround Screen*	VAR
KNIT SCREEN COLOR	FR	Frost	KH	Khaki	GR	Graphite	VAR
	JA	Java	BK	Black			VAR
FREIGHT OPTIONS	BW	Blanket Wrapped Fully Assembled [25 seat min]					\$525
	PA	Partially Assembled					\$700
FREIGHT REQUIREMENTS	AS	Allseating Standard					-
	FQ	Special Freight Instructions**					VAR
	GD	Guaranteed Delivery**					VAR

\* Available with matching ARMS only

\*\* Call for Quote

\*\*\* Price includes laminate

### TO ORDER SIMPLY FILL IN THE BLANKS

E2	-		-	44	-	L	-	R	-		-		-		-		-		-		-		-		-		-		
SERIES		BACK STYLE		LEG		END OPTION		END OPTION		ARM SURFACE		LEG POSITION		LEG TYPE		PAINT FINISH		POWER FINISH+LOCATION		SCREEN TYPE		KNIT SCREEN		FREIGHT OPTION		FREIGHT REQUIREMENTS		FABRIC CODE	

Please refer to allseating.com for fabric codes.



## NOTES

- See page 41 for general features and notes
- See page 42-44 for dimensions and customers own material yardage

## E3022-NA

\*ARM PRICES LISTED AS SINGLE ARM ONLY  
\*KNIT SCREEN PRICES USE GRADE 3

Code	Grade 1	Grade 2/ COM	Grade 3/ Knit Screens	Grade 4/ COL	Grade 5	Grade 6	Grade 7	Grade 8	Leather 1	Leather 2	Leather 3
SEAT + OTTOMAN	\$5,124	\$5,418	\$5,607	\$5,859	\$6,080	\$6,468	\$6,909	\$7,403	\$8,479	\$8,957	\$10,395
BACK	\$4,032	\$4,424	\$4,676	\$5,012	\$5,306	\$5,824	\$6,412	\$7,070	\$8,505	\$9,142	\$11,060
LOW WIDE ARM*	\$410	\$452	\$479	\$515	\$547	\$602	\$665	\$736	\$889	\$958	\$1,163
LOW NARROW ARM*	\$338	\$373	\$396	\$426	\$452	\$498	\$551	\$609	\$737	\$794	\$966
HIGH WIDE ARM*	\$514	\$563	\$595	\$637	\$738	\$738	\$812	\$894	\$1,073	\$1,153	\$1,393
HIGH NARROW ARM*	\$431	\$480	\$512	\$554	\$590	\$655	\$729	\$811	\$990	\$1,070	\$1,310
LOW DOUBLE WIDE	\$200	\$368	\$476	\$620	\$746	\$968	\$1,220	\$1,502	\$2,117	\$2,390	\$3,212
PARTIAL SCREEN	\$768	\$950	\$1,067	\$1,223	\$1,360	\$1,600	\$1,873	\$2,179	\$2,845	\$3,141	\$4,031
FULL SCREEN	\$2,112	\$2,616	\$2,940	\$3,372	\$3,750	\$4,416	\$5,172	\$6,018	\$7,863	\$8,682	\$11,148
SURROUND SCREEN	\$2,560	\$3,176	\$3,572	\$4,100	\$4,562	\$5,376	\$6,300	\$7,334	\$9,589	\$10,590	\$13,604

SERIES	E3	Exchange U-Shape	CODE		CODE		\$
BACK STYLE	0	Midback	X	No Back   Bench			VAR
LEG	22	2 x 2					-
END OPTION	LNA	No Arm - Left End	RNA	No Arm - Right End			-
	LLK	Linking End - Left End	RLK	Linking End - Right End			VAR
	LLW	Low Wide - Left End	RLW	Low Wide - Right End			VAR
	LLN	Low Narrow - Left End	RLN	Low Narrow - Right End			VAR
	LHW	High Wide - Left End	RHW	High Wide - Right End			VAR
	LHN	High Narrow - Left End	RHN	High Narrow - Right End			VAR
	LPT	12" Platform - Left End	RPT	12" Platform - Right End			\$950
ARM SURFACE	WH	White	CL	Clay	WW	Washed Wood	\$340
	NT	Natural	TA	Taupe	WL	Light Wood	\$340
	FO	Fog	EA	Earth	WM	Medium Wood	\$340
	MS	Mist	BK	Black	WS	Slate Wood	\$340
					WD	Dark Wood	\$340
LEG POSITION	US	Under Seat [Bench + Narrow Arms Only]	UA	Under Arm [not available for Bench]			
LEG TYPE	SL	Standard Leg					-
	RL	Rectangle Leg					\$55
	LO	Wood Leg [Light Oak]	MO	Wood Leg [Medium Oak]	DO	Wood Leg [Dark Oak]	\$135
PAINT FINISH	MON	Matte Onyx	MSK	Matte Smoke			-
[will reflect all painted components]	PON	Onyx	PSK	Smoke	PHZ	Haze	-
	PCT	Cotton	PCU	Currant	PMI	Midnight	-
	PCI	Citrus [coming soon]	PIN	Indigo [coming soon]	PPI	Pine [coming soon]	-
	PPO	Pottery [coming soon]	PBR	Birch [coming soon]			-
POWER FINISH	O	Matte Onyx	C	Matte Cloud	S	Matte Smoke	-
POWER LOCATION	L	Power USB Single Left Arm	R	Power USB Single Right Arm			\$250
Code: Combine color + side Example CR = Cloud Single Right Arm FOR DUAL POWER SPECIFY LEFT AND RIGHT ARM							
SCREEN TYPE	PS	Partial Screen	FS	Full Screen*	SS	Surround Screen*	VAR
KNIT SCREEN COLOR	FR	Frost	KH	Khaki	GR	Graphite	VAR
	JA	Java	BK	Black			VAR
FREIGHT OPTIONS	BW	Blanket Wrapped Fully Assembled [25 seat min]					\$450
	PA	Partially Assembled					\$600
FREIGHT REQUIREMENTS	AS	Allseating Standard					-
	FQ	Special Freight Instructions**					VAR
	GD	Guaranteed Delivery**					VAR

\* Available with matching ARMS only

**\*\* Call for Quote**

\*\*\* Price includes laminate

**TO ORDER SIMPLY FILL IN THE BLANKS**

E3		22	L	R										
SERIES	BACK STYLE	LEG	END OPTION	END OPTION	ARM SURFACE	LEG POSITION	LEG TYPE	PAINT FINISH	POWER FINISH+LOCATION	SCREEN TYPE	KNIT SCREEN	FREIGHT OPTION	FREIGHT REQUIRE- MENTS	FABRIC CODE <small>Please refer to <a href="http://allseating.com">allseating.com</a> for fabric codes.</small>





**BASE PRICE | \$11,900**

\*ARM PRICES LISTED AS SINGLE ARM ONLY  
\*KNIT SCREEN PRICES USE GRADE 3

## NOTES

- See page 41 for general features and notes
- See page 42-44 for dimensions and customers own material yardage

\* Available with matching ARMS only

**\*\* Call for Quote**

\*\*\* Price includes laminate

E3		33	L	R										
SERIES	BACK STYLE	LEG	END OPTION	END OPTION	ARM SURFACE	LEG POSITION	LEG TYPE	PAINT FINISH	POWER FINISH+LOCATION	SCREEN TYPE	KNIT SCREEN	FREIGHT OPTION	FREIGHT REQUIRE- MENTS	FABRIC CODE <small>Please refer to <a href="http://allseating.com">allseating.com</a> for fabric codes.</small>







## NOTES

- See page 41 for general features and notes
- See page 42-44 for dimensions and customers own material yardage

## E3044-NA

\*ARM PRICES LISTED AS SINGLE ARM ONLY  
\*KNIT SCREEN PRICES USE GRADE 3

Code	Grade 1	Grade 2/ COM	Grade 3/ Knit Screens	Grade 4/ COL	Grade 5	Grade 6	Grade 7	Grade 8	Leather 1	Leather 2	Leather 3
SEAT + OTTOMAN	\$5,596	\$9,086	\$9,401	\$9,821	\$10,189	\$10,836	\$11,571	\$12,394	\$14,187	\$14,984	\$17,381
BACK	\$5,820	\$6,408	\$6,786	\$7,290	\$7,731	\$8,508	\$9,390	\$10,377	\$12,530	\$13,485	\$16,362
LOW WIDE ARM*	\$410	\$452	\$479	\$515	\$547	\$602	\$665	\$736	\$889	\$958	\$1,163
LOW NARROW ARM*	\$338	\$373	\$396	\$426	\$452	\$498	\$551	\$609	\$737	\$794	\$966
HIGH WIDE ARM*	\$514	\$563	\$595	\$637	\$673	\$738	\$812	\$894	\$1,073	\$1,153	\$1,393
HIGH NARROW ARM*	\$431	\$480	\$512	\$554	\$590	\$655	\$729	\$811	\$990	\$1,070	\$1,310
LOW DOUBLE WIDE	\$200	\$368	\$476	\$620	\$746	\$968	\$1,220	\$1,502	\$2,117	\$2,390	\$3,212
PARTIAL SCREEN	\$1,536	\$1,858	\$2,065	\$2,341	\$2,583	\$3,008	\$3,491	\$4,032	\$5,210	\$5,734	\$7,309
FULL SCREEN	\$2,624	\$3,212	\$3,590	\$4,094	\$4,535	\$5,312	\$6,194	\$7,181	\$9,334	\$10,289	\$13,166
SURROUND SCREEN	\$3,072	\$3,772	\$4,222	\$4,822	\$5,347	\$6,272	\$7,322	\$8,497	\$11,060	\$12,197	\$15,622

SERIES	E3	Exchange U-Shape	CODE		CODE		\$
BACK STYLE	0	Midback	X	No Back   Bench			VAR
LEG	44	4 x 4					-
END OPTION	LNA	No Arm - Left End	RNA	No Arm - Right End			-
	LLK	Linking End - Left End	RLK	Linking End - Right End			VAR
	LLW	Low Wide - Left End	RLW	Low Wide - Right End			VAR
	LLN	Low Narrow - Left End	RLN	Low Narrow - Right End			VAR
	LHW	High Wide - Left End	RHW	High Wide - Right End			VAR
	LHN	High Narrow - Left End	RHN	High Narrow - Right End			VAR
	LPT	12" Platform - Left End	RPT	12" Platform - Right End			\$950
ARM SURFACE	WH	White	CL	Clay	WW	Washed Wood	\$340
	NT	Natural	TA	Taupe	WL	Light Wood	\$340
	FO	Fog	EA	Earth	WM	Medium Wood	\$340
	MS	Mist	BK	Black	WS	Slate Wood	\$340
					WD	Dark Wood	\$340
LEG POSITION	US	Under Seat [Bench + Narrow Arms Only]	UA	Under Arm [not available for Bench]			
LEG TYPE	SL	Standard Leg					-
	RL	Rectangle Leg					\$55
	LO	Wood Leg [Light Oak]	MO	Wood Leg [Medium Oak]	DO	Wood Leg [Dark Oak]	\$135
PAINT FINISH	MON	Matte Onyx	MSK	Matte Smoke			-
[will reflect all painted components]	PON	Onyx	PSK	Smoke	PHZ	Haze	-
	PCT	Cotton	PCU	Currant	PMI	Midnight	-
	PCI	Citrus [coming soon]	PIN	Indigo [coming soon]	PPI	Pine [coming soon]	-
	PPO	Pottery [coming soon]	PBR	Birch [coming soon]			-
POWER FINISH	O	Matte Onyx	C	Matte Cloud	S	Matte Smoke	-
POWER LOCATION	L	Power USB Single Left Arm	R	Power USB Single Right Arm			\$250
Code: Combine color + side Example CR = Cloud Single Right Arm FOR DUAL POWER SPECIFY LEFT AND RIGHT ARM							
SCREEN TYPE	PS	Partial Screen	FS	Full Screen*	SS	Surround Screen*	VAR
KNIT SCREEN COLOR	FR	Frost	KH	Khaki	GR	Graphite	VAR
	JA	Java	BK	Black			VAR
FREIGHT OPTIONS	BW	Blanket Wrapped Fully Assembled [25 seat min]					\$750
	PA	Partially Assembled					\$1,000
FREIGHT REQUIREMENTS	AS	Allseating Standard					-
	FQ	Special Freight Instructions**					VAR
	GD	Guaranteed Delivery**					VAR

\* Available with matching ARMS only

**\*\* Call for Quote**

\*\*\* Price includes laminate

**TO ORDER SIMPLY FILL IN THE BLANKS**

E3		44	L	R										
SERIES	BACK STYLE	LEG	END OPTION	END OPTION	ARM SURFACE	LEG POSITION	LEG TYPE	PAINT FINISH	POWER FINISH+LOCATION	SCREEN TYPE	KNIT SCREEN	FREIGHT OPTION	FREIGHT REQUIRE- MENTS	FABRIC CODE Please refer to <a href="http://alseating.com">alseating.com</a> for fabric codes.



# EXCHANGE® TABLES

DESIGN | NICK GILLISSIE    GSA SIN | 33721



### FEATURES

- Frame/legs 14 guage steel
- High pressure laminate
- Seamless laminate surface
- Black nylon round glides

### DIMENSIONS

- COCKTAIL: 18"H x 16"D
- RECTANGLE: 18"H x 48"W x 24"D
- COFFEE TABLE 24: 18"H x 24"D
- COFFEE TABLE 30: 18"H x 30"D
- COFFEE TABLE 36: 18"H x 36"D
- LAPTOP TABLE: 25"H x 16.5"W x 19.5"D"

### NOTES

- Ships knocked down
- Laptop table warranted up to 300lbs.
- Warranted up to 250 lbs.
- This product meets the requirements set forth in ANSI/BIFMA HCF 8.1

BASE PRICE | \$561  
E4X01

Code	List Price	
E4X01	\$561	

SERIES	E4	Exchange Tables	QS	\$
BACK STYLE	X	No Back   Not Applicable		-
LEG	1	Cocktail Table Round   16"		\$561
	7	Cocktail Table Round   24"		\$748
	8	Cocktail Table Round   30"		\$1,034
	9	Cocktail Table Round   36"		\$1,450
	2	Coffe Table Rectangle   24" x 48"		\$1,289
	3	Laptop Table		\$884
LAMINATE FINISH	BK	Black		-
	WH	White		-
	FO	Fog		-
	MS	Mist		-
	CL	Clay		-
	NT	Natural		-
	TA	Taupe		-
	EA	Earth		-
	WW	Washed Wood		-
	WL	Light Wood		-
	WM	Medium Wood		-
PAINT FINISH	WD	Dark Wood		-
	WS	Slate Wood		-
	MON	Matte Onyx		-
	MSK	Matte Smoke		-
	PBR	Birch [Coming Soon]		-
	PIN	Indigo [Coming Soon]		-
	PCI	Citrus [Coming Soon]		-
	PON	Onyx		-
	PPI	Pine [Coming Soon]		-
	PPO	Pottery [Coming Soon]		-
	PSK	Smoke		-
FREIGHT OPTIONS	PHZ	Haze		-
	PCT	Cotton		-
	PCU	Currant		-
	PMI	Midnight		-
	KD	Knocked Down		-
	AS	Allseating Standard		-
FREIGHT REQUIREMENTS	GD	Guaranteed Delivery Date and Time [Call for quote]		VAR
	FQ	Special Freight Instructions (Call for Quote)		VAR

### TO ORDER SIMPLY FILL IN THE BLANKS

E4

-

X

-

-

-

-

KD

-

-

SERIES

STYLE

LEG

LAMINATE FINISH

PAINT FINISH

FREIGHT OPTION

FREIGHT REQUIREMENTS

FABRIC CODE

Please refer to allseating.com for fabric codes.



# EXCHANGE® LINKING TABLES

DESIGN | NICK GILLISSIE GSA SIN | 33721



## FEATURES

- Frame/legs 14 guage steel
- High pressure laminate
- Seamless laminate surface
- Base list prices are for seat depth

## DIMENSIONS

- COCKTAIL: 18"H x 16"D
- 120 Full Depth: 46"W x 24"D
- 120 Seat Depth: 37"W x 21.5"D
- 24 Full Depth: 23.25"W x 27.25"D
- 24 Seat Depth: 23.25"W x 24.25"D
- Swing Tablet: 8"H x 8"W x 8.5"D

## BASE PRICE | \$1,289

E4L07

Code	Grade 1	Grade 2/ COM	Grade 3	Grade 4/ COL	Grade 5	Grade 6	Grade 7	Grade 8	Leather 1	Leather 2	Leather 3
E4L07	\$1,289										
E4L01	\$1,586										
E4A01	\$1,346	\$1,374	\$1,392	\$1,416	\$1,437	\$1,474	\$1,516	\$1,563	\$1,666	\$1,711	\$1,848

SERIES	E4	Exchange Tables	QS	\$
BACK STYLE	L	Linking		-
	A	Accessory (Swing Tablet)		
LEG	7	24" Linking Table (seat depth)		\$1,289
	1	120 Degree Linking Table (seat depth)		\$1,525
	1	Swing Tablet (includes power)		VAR
LAMINATE FINISH	BK	Black		-
	WH	White		-
	FO	Fog		-
	MS	Mist		-
	CL	Clay		-
	NT	Taupe		-
	TA	Taupe		-
	EA	Earth		-
	WW	Washed Wood		-
	WL	Light Wood		-
	WM	Medium Wood		-
	WD	Dark Wood		-
	WS	Slate Wood		-
PAINT FINISH	MON	Matte Onyx		-
	MSK	Matte Smoke		-
	PBR	Birch [Coming Soon]		-
	PIN	Indigo [Coming Soon]		-
	PCI	Citrus [Coming Soon]		-
	PON	Onyx		-
	PPI	Pine [Coming Soon]		-
	PPO	Pottery [Coming Soon]		-
	PSK	Smoke		-
	PHZ	Haze		-
	PCT	Cotton		-
	PCU	Currant		-
	PMI	Midnight		-
POWER	PO	Power Onyx		\$250
	PS	Power Smoke		\$250
	PC	Power Cloud		\$250
DEPTH	SD	Seat Depth (recommended for benches)		-
(Linking Table Only)	FD	Full Depth (recommended for seats with backs)		\$175
FREIGHT OPTIONS	KD	Knocked Down		
FREIGHT REQUIREMENTS	AS	Allseating Standard		-
	GD	Guaranteed Delivery Date and Time [Call for quote]		VAR
	FQ	Special Freight Instructions (Call for Quote)		VAR

## NOTES

- Ships knocked down
- Warranted up to 350 lbs.
- This product meets the requirements set forth in ANSI/BIFMA HCF 8.1

## TO ORDER SIMPLY FILL IN THE BLANKS

E4	-		-		-		-		-		-	KD	-		-			
SERIES		STYLE		LEG		LAMINATE FINISH		SHELVING		PAINT FINISH		POWER		DEPTH		FREIGHT OPTION	FREIGHT REQUIREMENTS	FABRIC CODE
Please refer to allseating.com for fabric codes.																		



# FLUID® TASK

DESIGN | ALLSEATING  
GSA SIN | 33721

## FEATURES

- Polyester co-polymer elastomeric mesh
- 4.25" cylinder
- Black nylon base
- Molded seat foam
- For arm features and travel specifications, see page 16
- Optional height adjustable lumbar: 3" with flexible depth
- Carpet casters

## DIMENSIONS

- Overall [Synchro Tilt]: 40.5"-45"H | 28.5"W | 28.5"D
- Overall [Deluxe Synchro Tilt]: 40.75"-45.25"H | 28.5"W | 28.5"D
- Overall [Deluxe Synchro Tilt (2)]: 40"-44.5" H | 28.5"W | 28.5"D
- Seat [Synchro Tilt]: 16.25" - 20.75"H | 19.5"W | 20"D
- Seat [Deluxe Synchro Tilt (2)]: 17"-21.5"H | 19.5"W | 20"D
- Back: 23.5"H | 19.5"W
- COM: 0.75 yards

## NOTES

- For mesh model code see page 22. Mesh seat will match mesh selection.
- Ships knocked down.
- For BW and FA freight options, minimum quantities apply
- Tension is adjustable on OHC and OH casters to accommodate various surfaces
- All other features are dependant on the control specified. Please refer to Control Choice on page 8 for full description of available features.
- This product meets the requirements set forth in ANSI/BIFMA X5.1-2011 and is warranted for users up to 350 lbs.
- Dimensions are dependant on options selected. Product can be configured to comply with BIFMA G1-2002 Guidelines.
- \*Composite base and casters will be substituted if these options are selected.
- If requiring a 3" seat slider, one can be specified with the Synchro Tilt (ST 40) mechanism only, please specify with code SE rather than SS

## BASE PRICE | \$1,165

81040-NA

Grade 1	Grade 2/COM	Grade 3	Grade 4/COL	Grade 5	Grade 6	Grade 7	Grade 8	Leather 1	Leather 2	Leather 3
\$1,165	\$1,186	\$1,200	\$1,218	\$1,233	\$1,261	\$1,293	\$1,328	\$1,405	\$1,439	\$1,542

SERIES	81	Fluid	QS	\$
BACK STYLE	0	Midback	•	-
CONTROL	40	Synchro Tilt [ST]	•	-
	12	Deluxe Synchro Tilt [DST]	•	\$155
	18	Synchro Tilt w/back angle [DST2]	•	\$240
ARM	NA	No Arm	•	-
	T2	Task 2 Arm	•	\$115
	4D	4 Dimensional Arm	•	\$130
	MF	Multi-functional Arm [Width Adjustment Not Included]	•	\$158
MESH*	M2	M2 Mesh [not all colors are QS]	•	\$28
	M3	M3 Mesh	•	-
	M4	M4 Mesh	•	-
SEAT	UPH	Upholstered Seat	•	VAR
	MS	Mesh Seat	•	\$95
OPTIONS	AWK	Adjustable Width Bracket [Knob][Not Included with MF Arm]	•	\$30
	HAB	High Profile Aluminum Base w/65mm Casters	•	\$65
	LH	65mm [2.5"] Dual Surface Casters	•	\$32
	OHH	OH Dual Surface Casters [adjustable]	•	\$95
	OHC	OH Carpet Casters [adjustable]	•	\$63
	SS	Seat Slider [Standard 2.5" range]	•	\$85
	LP	Lumbar Plus	•	\$100
	HR	Head Rest	•	\$78
	LS	Low Seat Height with 5" Travel* [N/A with HAB]	•	\$53
FREIGHT OPTIONS	KD	Knocked Down	•	-
	BW	Blanket Wrapped - Fully Assembled [25 Unit Minimum]		\$75
	FA	Fully Assembled in Carton [25 Unit Minimum]		\$115
FREIGHT REQUIREMENTS	AS	Allseating Standard		-
	FQ	Special Freight Instructions [Call for Quote]		VAR
	GD	Guaranteed Delivery Date and Time [Call for Quote]		VAR

## TO ORDER SIMPLY FILL IN THE BLANKS

81	0								
SERIES	BACK STYLE	CONTROL	ARM	BACK MESH	SEAT MESH/UPH	OPTIONS	FREIGHT OPTION	FREIGHT REQUIREMENTS	FABRIC CODE
					No code required for upholstered seat.	For additional options separate with (-) hyphen.			Please refer to allseating.com for fabric codes.



# FLUID® STOOL

DESIGN | ALLSEATING  
GSA SIN | 33721

## FEATURES

- Polyester co-polymer elastomeric mesh
- 8" Cylinder
- Composite base
- Molded Seat Foam
- For arm features and travel specifications, see page 16
- Optional height adjustable lumbar: 3" with flexible depth
- Carpet Casters
- Includes adjustable foot ring

## DIMENSIONS

- Overall [8" Basic Stool]: 41.5"-49"H | 28"W | 28"D
- Overall [10" Basic Stool]: 42-52"H | 49.5"-61.5"W | 28"D
- Seat [8" Basic Stool]: 20.5"-30.5"H | 19.5"W | 20"D
- Seat [10" Basic Stool]: 20.5"-30.5"H | 19.5"W | 20"D
- Back: 23.5"H | 19.5"W
- COM Seat: 0.75 yd.

## NOTES

- For mesh model code see page 22. Mesh seat will match mesh selection.
- Ships knocked down.
- For BW and FA freight options, minimum quantities apply
- Tension is adjustable on OHC and OHH casters to accommodate various surfaces
- All other features are dependant on the control specified. Please refer to Control Choice on page 8 for full description of available features.
- This product meets the requirements set forth in ANSI/BIFMA X5.1-2011 and is warranted for users up to 350 lbs.
- Dimensions are dependant on options selected. Product can be configured to comply with BIFMA G1-2002 Guidelines.

## BASE PRICE | \$1,210

81019-NA

Grade 1	Grade 2/COM	Grade 3	Grade 4/COL	Grade 5	Grade 6	Grade 7	Grade 8	Leather 1	Leather 2	Leather 3
\$1,210	\$1,231	\$1,245	\$1,263	\$1,278	\$1,306	\$1,338	\$1,373	\$1,450	\$1,484	\$1,587

SERIES	81	Fluid	QS	\$
BACK STYLE	0	Midback	•	-
CONTROL	19	Basic Stool [B2]	•	-
ARM	NA	No Arm	•	-
	T2	Task 2 Arm	•	\$115
	4D	4 Dimensional Arm	•	\$130
	MF	Multi-Functional Arm [Width Adjustment Not Included]	•	\$158
MESH*	M2	M2 Mesh [not all colors are QS]	•	\$28
[see page 22 for mesh model code]	M3	M3 Mesh	•	-
	M4	M4 Mesh	•	-
SEAT	UPH	Upholstered Seat	•	VAR
	MS	Mesh Seat [will match back mesh chosen]	•	\$95
OPTIONS	AWK	Adjustable Width Bracket [Not Included with MF Arm]	•	\$30
	H	Dual Surface Casters [10" Stool Only]	•	\$30
	LH	Dual Surface Casters [8" Stool Only]	•	\$32
	OHH	OH Dual Surface Casters [adjustable   8" Stool Only]	•	\$95
	OHC	OH Carpet Casters [adjustable   8" Stool Only]	•	\$63
	G	Glides [10" Stool Only]	•	\$30
	AB	Aluminum Base	•	\$65
	LP	Lumbar Plus	•	\$100
	10	10" Stool Package	•	\$36
FREIGHT OPTIONS	KD	Knocked Down	•	-
	BW	Blanket Wrapped - Fully Assembled [25 Unit Minimum]		\$75
	FA	Fully Assembled in Carton [25 Unit Minimum]		\$115
FREIGHT REQUIREMENTS	AS	Allseating Standard		-
	FQ	Special Freight Instructions [Call for Quote]		VAR
	GD	Guaranteed Delivery Date and Time [Call for Quote]		VAR

## TO ORDER SIMPLY FILL IN THE BLANKS

81	0	19							
SERIES	BACK STYLE	CONTROL	ARM	BACK MESH	SEAT MESH/UPH No code required for upholstered seat.	OPTIONS For additional options separate with (-) hyphen.	FREIGHT OPTION	FREIGHT REQUIREMENTS	FABRIC CODE Please refer to allseating.com for fabric codes.



# FLUID<sup>®</sup> SIDE

DESIGN | ALLSEATING  
GSA SIN | 33721

## FEATURES

- Polyester co-polymer elastomeric mesh
- Wall-saving designed frame
- Upholstered seat
- Black non-marring glides
- Stacks 5 on the Floor
- Stacks 2 high with casters
- Stack 10 on Dolly (casters cannot go on dolly)

## DIMENSIONS

- Overall No Arm:  
32"H | 18"W | 24"D
- Overall with Arm:  
32"H | 24"W | 24"D
- Seat: 17.5" | 18"W | 18.5"D
- Back: 14.5"H | 18"W
- COM: 0.75 yd.
- Overall with Arm:  
32"H | 24"W | 24"D
- Fully Loaded on Dolly:  
66"H | 24"W | 36"D

## NOTES

- Ships Fully Assembled.
- For BW freight option, minimum quantities apply
- For orders of less than 2, a cartoning surcharge of \$22 net will be incurred per order.
- This product meets the requirements set forth in ANSI/BIFMA X5.1-2011 and is warranted for users up to 350 lbs.
- Dimensions are dependant on options selected. Product can be configured to comply with BIFMA G1-2002 Guidelines.
- For mesh model code see page 22.

## BASE PRICE | \$413

81054-NA

Grade 1	Grade 2/ COM	Grade 3	Grade 4/COL	Grade 5	Grade 6	Grade 7	Grade 8	Leather 1	Leather 2	Leather 3
\$413	\$434	\$448	\$466	\$481	\$509	\$541	\$576	\$653	\$687	\$790

SERIES	81	Fluid	QS	\$
BACK STYLE	0	Midback	•	-
LEG	54	4 Leg	•	-
ARM	NA	No Arm	•	-
	WA	Fluid Guest Arm	•	\$48
FRAME FINISH	SIL	Silver	•	-
	BK	Black	•	-
	GM	Metallic Gunmetal	•	-
MESH*	M2	M2 Mesh (not all colors are QS)	•	\$28
(see page 22 for mesh model code)	M3	M3 Mesh	•	-
	M4	M4 Mesh	•	-
OPTIONS	CA	Carpet Casters	•	\$48
	TC	Tile Casters	•	\$55
	GBWA	Ganging Brackets with Arms	•	\$35
	GBNA	Ganging Brackets No Arms	•	\$35
FREIGHT OPTIONS	FA	Fully Assembled	•	-
	BW	Blanket Wrapped - Fully Assembled [25 Unit Minimum]		\$35
FREIGHT REQUIREMENTS	AS	Allseating Standard		-
	FQ	Special Freight Instructions (Call for Quote)		VAR
	GD	Guaranteed Delivery Date and Time (Call for Quote)		VAR

	Fluid Dolly-10	Please ensure Dolly has separate model/line item with quantities specified	\$355
--	----------------	----------------------------------------------------------------------------	-------

## TO ORDER SIMPLY FILL IN THE BLANKS

81	0	54							
SERIES	BACK STYLE	LEG	ARM	FRAME FINISH	BACK MESH	OPTIONS For additional options separate with (-) hyphen.	FREIGHT OPTION	FREIGHT REQUIREMENTS	FABRIC CODE Please refer to allseating.com for fabric codes.



# FOSTER® PATIENT

DESIGN | ALLSEATING  
GSA SIN | 339113H

## FEATURES

- Clean Out Areas
- 16 Gauge Tubular Steel Frame
- Steel Seat Frame
- High Density Seat Foam
- Latex, lead and mercury free
- Flex Back
- Active Seat Suspension
- Wallsaver Frame Design
- Optional Ganging Kit
- Black non-marring polyethylene glides
- Arm caps designed for easy ingress and egress

## DIMENSIONS

- OVERALL: 41"H | 26"W | 24.5"D
- Seat: 18"H | 21"W | 19"D
- Back: 22.5"H | 21"W
- Arm: 26.3"H
- For 44" version, add 3" to back height and overall height
- COM Full: 2.75yards
- COM Seat: 1 yards
- COM Back: 1.75 yards
- COM Closed Arm: 0.75 yards

## PRODUCT WEIGHT

- 94 lbs. | 107 lbs. with Closed Arms.

## NOTES

- Ships knocked down.
- Warranted for users up to 500 lbs/unit.
- \*For fully upholstered models, combine seat and back graded price for base list
- Maximum order quantities apply to Quick Ship program, contact Sales Support for details.

## BASE PRICE | \$1,290

F1110-OA

A highback chair that balances comfort and durability. Features a steel frame construction, webbed seat suspension and sloped arms to enhance support. A breathable mesh back option can improve circulation and airflow.

Suggested Applications:  
Exam Rooms, Patient Rooms, Resident Rooms.

MODEL CODE	Grade 1	Grade 2/ COM	Grade 3	Grade 4/ COL	Grade 5	Grade 6	Grade 7	Grade 8	Leather 1	Leather 2	Leather 3
F0110	\$1,428	\$1,456	\$1,474	\$1,498	\$1,519	\$1,556	\$1,598	\$1,645	\$1,748	\$1,793	\$1,930
F0610	\$1,539	\$1,567	\$1,585	\$1,609	\$1,630	\$1,667	\$1,709	\$1,756	\$1,859	\$1,904	\$2,041
F1110 BACK	\$826	\$875	\$907	\$949	\$985	\$1,050	\$1,124	\$1,206	\$1,385	\$1,465	\$1,705
F1110 SEAT	\$464	\$492	\$510	\$534	\$555	\$592	\$634	\$681	\$784	\$829	\$966
F1610 BACK	\$899	\$948	\$980	\$1,022	\$1,058	\$1,123	\$1,197	\$1,279	\$1,458	\$1,538	\$1,778
F1610 SEAT	\$505	\$533	\$551	\$575	\$596	\$633	\$675	\$722	\$825	\$870	\$1,007
CA	\$255	\$276	\$290	\$308	\$323	\$351	\$383	\$418	\$495	\$529	\$632

\*FOR FULLY UPHOLSTERED MODELS COMBINE SEAT AND BACK GRADED PRICE FOR BASE LIST

SERIES	F0	Patient Mesh	QS	\$
	F1	Patient Upholstered	•	\$
BACK STYLE	1	Highback 41"	•	VAR
	6	Highback 44"	•	VAR
LEG	10	Single	•	-
ARM	OA	Open Arm	•	-
	CA	Closed Arm	•	VAR
ARM CAP FINISH	TP	Taupe Polyurethane	•	\$75
	GR	Grey Polyurethane	•	\$75
	BK	Black Polyurethane	•	\$75
	HRM	Hard Rock Maple Wood Cap	•	\$130
	RC	Rustic Cherry Wood Cap	•	\$130
	CP	Chocolate Pear Wood Cap	•	\$130
	BI	Corian Bisque	•	\$295
	SR	Corian Silverite	•	\$395
FRAME FINISH	BM	Bronze Matte	•	-
	SVR	Silver	•	-
	MG	Metallic Gunmetal	•	\$50
BACK MESH (If Applicable)	M2	M2 Mesh (not all colors are QS)	•	\$28
	M3	M3 Mesh	•	-
OPTIONS	DC	2" Cleanout	•	\$105
	MB	Moisture Barrier (Seat only)	•	\$90
	CL	CAL TB133 (MESH)	•	\$95
	CL	CAL TB133 (UPH)	•	\$110
	GB	Ganging Kit (Set of 2)	•	\$50
FREIGHT OPTIONS	KD	Knocked Down	•	-
	BW	Blanket Wrapped - Fully Assembled (25 seat minimum)	•	\$75
FREIGHT REQUIREMENTS	AS	Allseating Standard	•	-
	FQ	Special Freight Instructions (Call for Quote)	•	VAR
	GD	Guaranteed Delivery Date and Time (Call for Quote)	•	VAR

## TO ORDER SIMPLY FILL IN THE BLANKS

<input type="text"/>	-	<input type="text"/>	-	<input type="text" value="10"/>	-	<input type="text"/>	-	<input type="text"/>	-	<input type="text"/>	-	<input type="text"/>	-	<input type="text"/>	-	<input type="text"/>	-	<input type="text"/>	-	<input type="text"/>
SERIES		BACK STYLE		LEG		ARM		ARM CAP FINISH		FRAME FINISH		BACK MESH - OPTIONS		FREIGHT OPTION		FREIGHT REQUIREMENTS		FABRIC CODE - SEAT		FABRIC CODE - BACK & CLOSED ARM

For additional options separate with (-) hyphen.  
Please refer to allseating.com for fabric codes.





# FOSTER® PATIENT WIDE

DESIGN | ALLSEATING  
GSA SIN | 339113H

## FEATURES

- Clean Out Areas
- 16 Gauge Tubular Steel Frame
- Steel Seat Frame
- High Density Seat Foam
- Latex, lead and mercury free
- Flex Back
- Active Seat Suspension
- Wallsaver Frame Design
- Optional Ganging Kit
- Black non-marring polyethylene glides
- Arm caps designed for easy ingress and egress

## DIMENSIONS

- OVERALL: 41"H | 29"W | 24.5"D
- Seat: 18"H | 24"W | 19"D
- Back: 22.5"H | 24"W
- Arm: 26.3"H
- For 44" version, add 3" to back height and overall height
- COM Full: 2.75yards
- COM Seat: 1 yard
- COM Back: 1.75 yards
- COM Closed Arm: 0.75 yard

## PRODUCT WEIGHT

- 94 lbs. | 107 lbs. with Closed Arms.

## NOTES

- Ships knocked down.
- Warranted for users up to 500 lbs/unit.
- \*For fully upholstered models, combine seat and back graded price for base list
- Maximum order quantities apply to Quick Ship program, contact Sales Support for details.

## BASE PRICE | \$1,378 F1310-OA

A wider version of our patient chair with a breathable mesh back option. Features a steel frame construction, webbed seat suspension and sloped arms to enhance comfort. Seat width is 24" between the arms.

Suggested Applications:  
Exam Rooms, Patient Rooms, Resident Rooms.

MODEL CODE	Grade 1	Grade 2/ COM	Grade 3	Grade 4/ COL	Grade 5	Grade 6	Grade 7	Grade 8	Leather 1	Leather 2	Leather 3
F0310	\$1,513	\$1,541	\$1,559	\$1,583	\$1,604	\$1,641	\$1,683	\$1,730	\$1,833	\$1,878	\$2,015
F0710	\$1,598	\$1,626	\$1,644	\$1,668	\$1,689	\$1,726	\$1,768	\$1,815	\$1,918	\$1,963	\$2,100
F1310 BACK	\$882	\$931	\$963	\$1,005	\$1,041	\$1,106	\$1,180	\$1,262	\$1,441	\$1,521	\$1,761
F1310 SEAT	\$496	\$524	\$542	\$566	\$587	\$624	\$666	\$713	\$816	\$861	\$998
F1710 BACK	\$940	\$989	\$1,021	\$1,063	\$1,099	\$1,164	\$1,238	\$1,320	\$1,499	\$1,579	\$1,819
F1710 SEAT	\$528	\$556	\$574	\$598	\$619	\$656	\$698	\$745	\$848	\$893	\$1,030
CA	\$255	\$276	\$290	\$308	\$323	\$351	\$383	\$418	\$495	\$529	\$632

\*FOR FULLY UPHOLSTERED MODELS COMBINE SEAT AND BACK GRADED PRICE FOR BASE LIST

SERIES	F0	Patient Mesh	QS	\$
	F1	Patient Upholstered		\$
BACK STYLE	3	Highback Wide 41"		VAR
	7	Highback Wide 44"		VAR
LEG	10	Single		-
ARM	OA	Open Arm		-
	CA	Closed Arm		VAR
ARM CAP FINISH	TP	Taupe Polyurethane		\$75
	GR	Grey Polyurethane		\$75
	BK	Black Polyurethane		\$75
	HRM	Hard Rock Maple Wood Cap		\$130
	RC	Rustic Cherry Wood Cap		\$130
	CP	Chocolate Pear Wood Cap		\$130
	BI	Corian Bisque		\$295
	SR	Corian Silverite		\$395
FRAME FINISH	BM	Bronze Matte		-
	SVR	Silver		-
	MG	Metallic Gunmetal		\$50
BACK MESH (If Applicable)	M2	M2 Mesh		\$28
	M3	M3 Mesh		-
OPTIONS	DC	2" Cleanout		\$105
	MB	Moisture Barrier (Seat only)		\$90
	CL	CAL TB133 (MESH)		\$95
	CL	CAL TB133 (UPH)		\$110
	GB	Ganging Kit (Set of 2)		\$50
FREIGHT OPTIONS	KD	Knocked Down		-
	BW	Blanket Wrapped - Fully Assembled (25 seat minimum)		\$75
FREIGHT REQUIREMENTS	AS	Allseating Standard		-
	FQ	Special Freight Instructions (Call for Quote)		VAR
	GD	Guaranteed Delivery Date and Time (Call for Quote)		VAR

## TO ORDER SIMPLY FILL IN THE BLANKS

<input type="text"/>	-	<input type="text"/>	-	<input type="text" value="10"/>	-	<input type="text"/>	-	<input type="text"/>	-	<input type="text"/>	-	<input type="text"/>	-	<input type="text"/>	-	<input type="text"/>	-	<input type="text"/>	-	<input type="text"/>
SERIES		BACK STYLE		LEG		ARM		ARM CAP FINISH		FRAME FINISH		BACK MESH - OPTIONS		FREIGHT OPTION		FREIGHT REQUIREMENTS		FABRIC CODE - SEAT		FABRIC CODE - BACK & CLOSED ARM

For additional options separate with (-) hyphen.

Please refer to allseating.com for fabric codes.



# FOSTER® PATIENT PLUS

DESIGN | ALLSEATING

GSA SIN | 339113H

## FEATURES

- Clean Out Areas
- 16 Gauge Tubular Steel Frame
- Steel Seat Frame
- High Density Seat Foam
- Latex, lead and mercury free
- Flex Back
- Active Seat Suspension
- Wallsaver Frame Design
- Optional Ganging Kit
- Black non-marring polyethylene glides
- Arm caps designed for easy ingress and egress

## DIMENSIONS

- OVERALL: 41"H | 35"W | 24.75"D
- Seat: 18"H | 30"W | 19"D
- Back: 22.5"H | 30"W
- Arm: 26.3"H
- For 44" version, add 3" to back height and overall height
- COM Full: 2.75yards
- COM Seat: 1 yards
- COM Back: 1.75 yards
- COM Closed Arm: 0.75 yards

## PRODUCT WEIGHT

- 94 lbs. | 107 lbs. with Closed Arms.

## NOTES

- Ships knocked down.
- Warranted for users up to 500 lbs/unit.
- \*For fully upholstered models, combine seat and back graded price for base list
- Maximum order quantities apply to Quick Ship program, contact Sales Support for details.

## BASE PRICE | \$1,490

F1510-OA

A plus version of our patient chair with a breathable mesh back option. Features a steel frame construction, webbed seat suspension and sloped arms to enhance comfort. Seat width is 30" between the arms and supports up to 750lbs.

Suggested Applications: Waiting Areas, Dining Room, Exam Rooms, Patient Rooms, Guest Seating, Resident Rooms.

MODEL CODE	Grade 1	Grade 2/ COM	Grade 3	Grade 4/ COL	Grade 5	Grade 6	Grade 7	Grade 8	Leather 1	Leather 2	Leather 3
F0510	\$1,628	\$1,656	\$1,674	\$1,698	\$1,719	\$1,756	\$1,798	\$1,845	\$1,948	\$1,993	\$2,130
F0810	\$1,872	\$1,900	\$1,918	\$1,942	\$1,963	\$2,000	\$2,042	\$2,089	\$2,192	\$2,237	\$2,374
F1510 BACK	\$954	\$1,003	\$1,035	\$1,077	\$1,113	\$1,178	\$1,252	\$1,334	\$1,513	\$1,593	\$1,833
F1510 SEAT	\$536	\$564	\$582	\$606	\$627	\$664	\$706	\$753	\$856	\$901	\$1,038
F1810 BACK	\$1,111	\$1,160	\$1,192	\$1,234	\$1,270	\$1,335	\$1,409	\$1,491	\$1,670	\$1,750	\$1,990
F1810 SEAT	\$625	\$653	\$671	\$695	\$716	\$753	\$795	\$842	\$945	\$990	\$1,127
CA	\$255	\$276	\$290	\$308	\$323	\$351	\$383	\$418	\$495	\$529	\$632

\*FOR FULLY UPHOLSTERED MODELS COMBINE SEAT AND BACK GRADED PRICE FOR BASE LIST

SERIES	F0	Patient Mesh	QS	\$
	F1	Patient Upholstered		\$
BACK STYLE	5	Highback Plus 41"		VAR
	8	Highback Plus 44"		VAR
LEG	10	Single		-
ARM	OA	Open Arm		-
	CA	Closed Arm		VAR
ARM CAP FINISH	TP	Taupe Polyurethane		\$75
	GR	Grey Polyurethane		\$75
	BK	Black Polyurethane		\$75
	HRM	Hard Rock Maple Wood Cap		\$130
	RC	Rustic Cherry Wood Cap		\$130
	CP	Chocolate Pear Wood Cap		\$130
	BI	Corian Bisque		\$295
	SR	Corian Silverite		\$395
FRAME FINISH	BM	Bronze Matte		-
	SVR	Silver		-
	MG	Metallic Gunmetal		\$50
BACK MESH (If Applicable)	M2	M2 Mesh		\$28
	M3	M3 Mesh		-
OPTIONS	DC	2" Cleanout		\$105
	MB	Moisture Barrier (Seat only)		\$90
	CL	CAL TB133 (MESH)		\$95
	CL	CAL TB133 (UPH)		\$110
	GB	Ganging Kit (Set of 2)		\$50
FREIGHT OPTIONS	KD	Knocked Down		-
	BW	Blanket Wrapped - Fully Assembled (25 seat minimum)		\$75
FREIGHT REQUIREMENTS	AS	Allseating Standard		-
	FQ	Special Freight Instructions (Call for Quote)		VAR
	GD	Guaranteed Delivery Date and Time (Call for Quote)		VAR

## TO ORDER SIMPLY FILL IN THE BLANKS

<input type="text"/>	-	<input type="text"/>	-	10	-	<input type="text"/>	-	<input type="text"/>	-	<input type="text"/>	-	<input type="text"/>	-	<input type="text"/>	-	<input type="text"/>	
SERIES		BACK STYLE		LEG		ARM		ARM CAP FINISH		FRAME FINISH		BACK MESH - OPTIONS		FREIGHT OPTION		FREIGHT REQUIREMENTS	

For additional options separate with (-) hyphen.

Please refer to allseating.com for fabric codes.

# FOSTER® OTTOMAN

DESIGN | ALL SEATING

GSA SIN: 339113H



## FEATURES

- 16 Gauge Tubular Steel Frame
- Multi Layered High Density Seat Foam
- Latex, lead and mercury free
- Black non-marring polyethylene glides

## DIMENSIONS

- OVERALL: 13"H | 20"W | 14"D
- COM Seat: 0.75 yard

**PRODUCT WEIGHT**

- 12 lbs.

**BASE PRICE | \$645**  
F3X44

A complementary ottoman offers a supportive spot to rest your feet.

Code	Grade 1	Grade 2/ COM	Grade 3	Grade 4/ COL	Grade 5	Grade 6	Grade 7	Grade 8	Leather 1	Leather 2	Leather 3
F3X44	\$645	\$666	\$680	\$698	\$713	\$741	\$773	\$808	\$885	\$919	\$1,022

SERIES	F3	Bench	QS	\$
BACK STYLE	X	No Back		-
LEG	44	Ottoman		-
FRAME FINISH	BM	Bronze Matte		-
	SVR	Silver		-
	MG	Metallic Gunmetal		\$50
OPTIONS	MB	Moisture Barrier (Seat only)		\$90
	CL	CAL TB133		\$95
FREIGHT OPTIONS	FA	Fully Assembled		-
	BW	Blanket Wrapped - Fully Assembled (25 seat minimum)		\$75
FREIGHT REQUIREMENTS	AS	Allseating Standard		-
	FQ	Special Freight Instructions (Call for Quote)		VAR
	GD	Guaranteed Delivery Date and Time (Call for Quote)		VAR

## NOTES

- Warranted for users up to 350 lbs/seat.

**TO ORDER SIMPLY FILL IN THE BLANKS**

**F3** - **X** - **44** - [ ] - [ ] - [ ] - [ ] - [ ] - [ ]  
**SERIES**      **BACK STYLE**      **LEG**      **FRAME FINISH**      **BACK MESH - OPTIONS**      **FREIGHT OPTION**      **FREIGHT REQUIREMENTS**      **FABRIC CODE - SEAT**      **FABRIC CODE - BACK & CLOSED ARM**  
 Please refer to allseating.com for fabric codes.



# FOSTER® SLED

DESIGN | ALLSEATING  
GSA SIN | 339113H

## FEATURES

- Clean Out Areas
- Tubular Steel Frame
- Steel Seat Frame
- High Density Seat Foam
- Latex, lead and mercury free
- Flex Back
- Active Seat Suspension
- Anti-Tip Glides
- Optional Ganging Kit
- Black non-marring nylon glides
- Arm caps designed for easy ingress and egress

## DIMENSIONS

- OVERALL: 41"H | 26"W | 24.75"D
- Seat: 18"H | 21"W | 19"D
- Back: 22.5"H | 30"W
- Arm: 26.5"H
- For 44" version, add 3" to back height and overall height
- COM Full: 2.75yards
- COM Seat: 1 yards
- COM Back: 1.75 yards
- COM Closed Arm: 0.75 yards

## PRODUCT WEIGHT

- 94 lbs. | 107 lbs. with Closed Arms.

## NOTES

- Ships knocked down.
- Warranted for users up to 500 lbs/unit.
- \*For fully upholstered models, combine seat and back graded price for base list
- Minimum order quantities apply to Quick Ship program, contact Sales Support for details.

## BASE PRICE | \$1,648 F1111-OA

Our highly supportive patient chair with a sled base for increased flex in the back. Features a steel frame construction, webbed seat suspension and sloped arms to enhance support. Comes with a lightweight, breathable mesh back option to enhance circulation.

Suggested Applications:  
Exam Rooms, Patient Rooms, Resident Rooms.

MODEL CODE	Grade 1	Grade 2/ COM	Grade 3	Grade 4/ COL	Grade 5	Grade 6	Grade 7	Grade 8	Leather 1	Leather 2	Leather 3
F0111	\$1,764	\$1,792	\$1,810	\$1,834	\$1,855	\$1,892	\$1,934	\$1,981	\$2,084	\$2,129	\$2,266
F0611	\$1,895	\$1,923	\$1,941	\$1,965	\$1,986	\$2,023	\$2,065	\$2,112	\$2,215	\$2,260	\$2,397
F1111 BACK	\$1,055	\$1,104	\$1,136	\$1,178	\$1,214	\$1,279	\$1,353	\$1,435	\$1,614	\$1,694	\$1,934
F1111 SEAT	\$593	\$621	\$639	\$663	\$684	\$721	\$763	\$810	\$913	\$958	\$1,095
F1611 BACK	\$1,125	\$1,174	\$1,206	\$1,248	\$1,284	\$1,349	\$1,423	\$1,505	\$1,684	\$1,764	\$2,004
F1611 SEAT	\$633	\$661	\$679	\$703	\$724	\$761	\$803	\$850	\$953	\$998	\$1,135
CA	\$255	\$276	\$290	\$308	\$323	\$351	\$383	\$418	\$495	\$529	\$632

\*FOR FULLY UPHOLSTERED MODELS COMBINE SEAT AND BACK GRADED PRICE FOR BASE LIST

SERIES	F0	Patient Mesh	QS	\$
	F1	Patient Upholstered		\$
BACK STYLE	1	Highback 41"		VAR
	6	Highback 44"		VAR
LEG	11	Sled Metal		-
ARM A27	OA	Open Arm		-
	CA	Closed Arm		VAR
ARM CAP FINISH	TP	Taupe Polyurethane		-
	GR	Grey Polyurethane		-
	BK	Black Polyurethane		-
	HRM	Hard Rock Maple Wood Cap		\$130
	RC	Rustic Cherry Wood Cap		\$130
	CP	Chocolate Pear Wood Cap		\$130
	BI	Corian Bisque		\$295
	SR	Corian Silverite		\$395
FRAME FINISH	BM	Bronze Matte		-
	SVR	Silver		-
	MG	Metallic Gunmetal		\$50
BACK MESH (If Applicable)	M2	M2 Mesh		\$28
	M3	M3 Mesh		-
	DC	2" Cleanout		\$105
OPTIONS	MB	Moisture Barrier (Seat only)		\$90
	CL	CAL TB133 (MESH)		\$95
	CL	CAL TB133 (UPH)		\$110
	GB	Ganging Kit (Set of 2)		\$50
FREIGHT OPTIONS	KD	Knocked Down		-
	BW	Blanket Wrapped - Fully Assembled (25 seat minimum)		\$75
FREIGHT REQUIREMENTS	AS	Allseating Standard		-
	FQ	Special Freight Instructions (Call for Quote)		VAR
	GD	Guaranteed Delivery Date and Time (Call for Quote)		VAR

## TO ORDER SIMPLY FILL IN THE BLANKS

<div></div>	-	<div></div>	-	<div>11</div>	-	<div></div>	-	<div></div>	-	<div></div>	-	<div></div>	-	<div></div>	-	<div></div>				
SERIES		BACK STYLE		LEG		ARM		ARM CAP FINISH		FRAME FINISH		BACK MESH - OPTIONS For additional options separate with (-) hyphen.		FREIGHT OPTION		FREIGHT REQUIRE- MENTS		FABRIC CODE - SEAT Please refer to allseating.com for fabric codes.		FABRIC CODE - BACK & CLOSED ARM



# FOSTER® ROCKER

DESIGN | ALLSEATING  
GSA SIN | 339113

## FEATURES

- Clean Out Areas
- 16 Gauge Tubular Steel Frame
- Steel Seat Frame
- High Density Seat Foam
- Latex, lead and mercury free
- Flex Back
- Active Seat Suspension
- Clear polyurethane rail guard
- Arm caps designed for easy ingress and egress

## DIMENSIONS

- OVERALL: 41"H | 26"W | 30"D
- Seat: 18"H | 21"W | 19"D
- Back: 22.5"H | 30"W
- Arm: 25.9"H
- For 44" version, add 3" to back height and overall heightCOM Full: 2.75yards
- COM Seat: 1 yards
- COM Back: 1.75 yards
- COM Closed Arm: 0.75 yards

## PRODUCT WEIGHT

- 94 lbs. | 107 lbs. with Closed Arms.

## NOTES

- Ships knocked down.
- Warranted for users up to 500 lbs/unit.
- \*For fully upholstered models, combine seat and back graded price for base list
- Minimum order quantities apply to Quick Ship program, contact Sales Support for details.

## BASE PRICE | \$1,648 F1112-OA

Our highly supportive patient chair with a rocker base inspires a calming motion and relaxing effect. Features a steel frame construction, webbed seat suspension and sloped arms to enhance support.

Suggested Applications:  
Exam Rooms, Patient Rooms, Resident Rooms.

MODEL CODE	Grade 1	Grade 2/ COM	Grade 3	Grade 4/ COL	Grade 5	Grade 6	Grade 7	Grade 8	Leather 1	Leather 2	Leather 3
F0112-OA	\$1,764	\$1,792	\$1,810	\$1,834	\$1,855	\$1,892	\$1,934	\$1,981	\$2,084	\$2,129	\$2,266
F0612-OA	\$1,895	\$1,923	\$1,941	\$1,965	\$1,986	\$2,023	\$2,065	\$2,112	\$2,215	\$2,260	\$2,397
F1112 BACK	\$1,055	\$1,104	\$1,136	\$1,178	\$1,214	\$1,279	\$1,353	\$1,435	\$1,614	\$1,694	\$1,934
F1112 SEAT	\$593	\$621	\$639	\$663	\$684	\$721	\$763	\$810	\$913	\$958	\$1,095
F0612 BACK	\$1,125	\$1,174	\$1,171	\$1,195	\$1,216	\$1,253	\$1,295	\$1,342	\$1,445	\$1,490	\$1,627
F1612 SEAT	\$633	\$661	\$714	\$756	\$792	\$857	\$931	\$1,013	\$1,192	\$1,272	\$1,512
CA	\$255	\$276	\$290	\$308	\$323	\$351	\$383	\$418	\$495	\$529	\$632

\*FOR FULLY UPHOLSTERED MODELS COMBINE SEAT AND BACK GRADED PRICE FOR BASE LIST

SERIES	F0	Patient Mesh	QS	\$
	F1	Patient Upholstered		\$
BACK STYLE	1	Highback 41"		VAR
	6	Highback 44"		VAR
LEG	12	Rocker Metal		-
ARM	OA	Open Arm		-
	CA	Closed Arm		VAR
ARM CAP FINISH	TP	Taupe Polyurethane		-
	GR	Grey Polyurethane		-
	BK	Black Polyurethane		-
	HRM	Hard Rock Maple Wood Cap		\$130
	RC	Rustic Cherry Wood Cap		\$130
	CP	Chocolate Pear Wood Cap		\$130
	BI	Corian Bisque		\$295
	SR	Corian Silverite		\$395
FRAME FINISH	BM	Bronze Matte		-
	SVR	Silver		-
	MG	Metallic Gunmetal		\$50
BACK MESH (If Applicable)	M2	M2 Mesh		\$28
	M3	M3 Mesh		-
OPTIONS	DC	2" Cleanout		\$105
	MB	Moisture Barrier (Seat only)		\$90
	CL	CAL TB133 (MESH)		\$95
	CL	CAL TB133 (UPH)		\$110
FREIGHT OPTIONS	KD	Knocked Down		-
	BW	Blanket Wrapped - Fully Assembled (25 seat minimum)		\$75
FREIGHT REQUIREMENTS	AS	Allseating Standard		-
	FQ	Special Freight Instructions (Call for Quote)		VAR
	GD	Guaranteed Delivery Date and Time (Call for Quote)		VAR

## TO ORDER SIMPLY FILL IN THE BLANKS

SERIES

BACK STYLE

LEG

ARM

ARM CAP FINISH

FRAME FINISH

BACK MESH - OPTIONS  
For additional options separate with (-) hyphen.

FREIGHT OPTION

FREIGHT REQUIREMENTS

FABRIC CODE - SEAT  
Please refer to allseating.com for fabric codes.

FABRIC CODE - BACK & CLOSED ARM



# FOSTER® HIP CHAIR

DESIGN | ALLSEATING  
GSA SIN | 339113H

## FEATURES

- Clean Out Areas
- 16 Gauge Tubular Steel Frame
- Steel Seat Frame
- Latex, lead and mercury free
- Flex Back
- Active Seat Suspension
- Black non-marring polyethylene glides
- Non-slip surface on foot rail
- High Density Seat Foam
- Arm caps designed for easy ingress and egress

## DIMENSIONS

- OVERALL: 41"H | 26"W | 24.75"D
- Seat: 24"H | 21"W | 19"D
- Back: 22.5"H | 30"W
- Arm: 32.3"H
- COM Full: 2.75yards
- COM Seat: 1 yards
- COM Back: 1.75 yards
- COM Closed Arm: 0.75 yards

## PRODUCT WEIGHT

- 45 lbs. | 52 lbs. with Closed Arms.

## BASE PRICE | \$1,585 F1013-OA

Description: Our highly supportive patient chair at an easy-access height to minimize risk of injury. Features a steel frame construction, webbed seat suspension and sloped arms to enhance support. Comes with a lightweight, breathable mesh back option to enhance circulation.

Suggested Applications: Exam Rooms, Patient Rooms, Resident Rooms.

MODEL CODE	Grade 1	Grade 2/ COM	Grade 3	Grade 4/ COL	Grade 5	Grade 6	Grade 7	Grade 8	Leather 1	Leather 2	Leather 3
F0013	\$1,778	\$1,806	\$1,824	\$1,848	\$1,869	\$1,906	\$1,948	\$1,995	\$2,098	\$2,143	\$2,280
F1013 BACK F1013 SEAT	\$1,055 \$593	\$1,104 \$621	\$1,136 \$639	\$1,178 \$663	\$1,214 \$684	\$1,279 \$721	\$1,353 \$763	\$1,435 \$810	\$1,614 \$913	\$1,694 \$958	\$1,934 \$1,095
CA	\$255	\$276	\$290	\$308	\$323	\$351	\$383	\$418	\$495	\$529	\$632

\*FOR FULLY UPHOLSTERED MODELS COMBINE SEAT AND BACK GRADED PRICE FOR BASE LIST

SERIES	F0	Patient Mesh	QS	\$
	F1	Patient Upholstered		\$
BACK STYLE	0	Midback		VAR
LEG	13	Hip Chair		-
ARM	OA	Open Arm		-
	CA	Closed Arm		VAR
ARM CAP FINISH	TP	Taupe Polyurethane		-
	GR	Grey Polyurethane		-
	BK	Black Polyurethane		-
	HRM	Hard Rock Maple Wood Cap		\$130
	RC	Rustic Cherry Wood Cap		\$130
	CP	Chocolate Pear Wood Cap		\$130
	BI	Corian Bisque		\$295
	SR	Corian Silverite		\$395
FRAME FINISH	BM	Bronze Matte		-
	SVR	Silver		-
	MG	Metallic Gunmetal		\$50
BACK MESH (If Applicable)	M2	M2 Mesh		\$28
	M3	M3 Mesh		-
OPTIONS	DC	2" Cleanout		\$105
	MB	Moisture Barrier (Seat only)		\$90
	CL	CAL TB133 (MESH)		\$95
	CL	CAL TB133 (UPH)		\$110
FREIGHT OPTIONS	KD	Knocked Down		-
	BW	Blanket Wrapped - Fully Assembled (25 seat minimum)		\$75
FREIGHT REQUIREMENTS	AS	Allseating Standard		-
	FQ	Special Freight Instructions (Call for Quote)		VAR
	GD	Guaranteed Delivery Date and Time (Call for Quote)		VAR

## NOTES

- Ships knocked down.
- 45 lbs. | 52 lbs. with Closed Arms.
- Warranted for users up to 500 lbs.
- \*For fully upholstered models, combine seat and back graded price for base list
- This product meets the requirements set forth in ANSI/BIFMA HCF8.1.

## TO ORDER SIMPLY FILL IN THE BLANKS

<input type="text"/>	-	<input type="text" value="0"/>	-	<input type="text" value="13"/>	-	<input type="text"/>	-	<input type="text"/>	-	<input type="text"/>	-	<input type="text"/>	-	<input type="text"/>	-	<input type="text"/>	
SERIES		BACK STYLE		LEG		ARM		ARM CAP FINISH		FRAME FINISH		BACK MESH - OPTIONS For additional options separate with (-) hyphen.		FREIGHT OPTION		FREIGHT REQUIREMENTS	
FABRIC CODE - SEAT Please refer to allseating.com for fabric codes.																	
FABRIC CODE - BACK & CLOSED ARM																	



# FOSTER® GUEST

DESIGN | ALLSEATING  
GSA SIN: 33721

## FEATURES

- Clean Out Areas
- 16 Gauge Tubular Steel Frame
- Steel Seat Frame
- High Density Seat Foam
- Latex, lead and mercury free
- Flex Back
- Active Seat Suspension
- Wallsaver Frame Design
- Optional Ganging Kit
- Black non-marring polyethylene glides
- Arm caps designed for easy ingress and egress

## DIMENSIONS

- OVERALL: 35"H | 26"W | 24.75"D
- Seat: 18"H | 21"W | 19"D
- Back: 16"H | 21"W
- Arm: 26.25"H
- COM Full: 2.5yards
- COM Seat: 1 yards
- COM Back: 1.5 yards
- COM Closed Arm: 0.75 yards

## PRODUCT WEIGHT

- 38 lbs. | 44 lbs. with Closed Arms.

## NOTES

- Ships knocked down.
- Warranted for users up to 500 lbs.
- \*For fully upholstered models, combine seat and back graded price for base list
- This product meets the requirements set forth in ANSI/BIFMA HCF8.1.
- Maximum order quantities apply to Quick Ship program, contact Sales Support for details.

## BASE PRICE | \$1,268 F1010-OA

Description: No one likes to wait, but with its webbed seat suspension, and sturdy steel construction, Foster Guest seating makes waiting more comfortable.

Suggested Applications:  
Lobbies, Dining Rooms, Exam Rooms, Resident Rooms.

MODEL CODE	Grade 1	Grade 2/ COM	Grade 3	Grade 4/ COL	Grade 5	Grade 6	Grade 7	Grade 8	Leather 1	Leather 2	Leather 3
F0010	\$1,394	\$1,422	\$1,440	\$1,464	\$1,485	\$1,522	\$1,564	\$1,611	\$1,714	\$1,759	\$1,896
F1010 BACK	\$761	\$803	\$830	\$866	\$898	\$953	\$1,016	\$1,087	\$1,240	\$1,309	\$1,514
F1010 SEAT	\$507	\$535	\$553	\$577	\$598	\$635	\$677	\$724	\$827	\$872	\$1,009
CA	\$255	\$276	\$290	\$308	\$323	\$351	\$383	\$418	\$495	\$529	\$632

\*FOR FULLY UPHOLSTERED MODELS COMBINE SEAT AND BACK GRADED PRICE FOR BASE LIST

SERIES	F0	Guest Mesh	QS	\$
	F1	Guest Upholstered	•	VAR
BACK STYLE	0	Midback	•	VAR
LEG	10	Single	•	-
ARM	OA	Open Arm	•	-
	CA	Closed Arm		VAR
ARM CAP FINISH	TP	Taupe Polyurethane	•	\$75
	GR	Grey Polyurethane	•	\$75
	BK	Black Polyurethane	•	\$75
	HRM	Hard Rock Maple Wood Cap	•	\$130
	RC	Rustic Cherry Wood Cap	•	\$130
	CP	Chocolate Pear Wood Cap	•	\$130
	BI	Corian Bisque		\$295
	SR	Corian Silverite		\$395
FRAME FINISH	BM	Bronze Matte	•	-
	SVR	Silver	•	-
	MG	Metallic Gunmetal		\$50
BACK MESH (If Applicable)	M2	M2 Mesh (not all colors are QS)	•	\$28
	M3	M3 Mesh	•	-
OPTIONS	DC	2" Cleanout		\$105
	MB	Moisture Barrier (Seat only)		\$90
	TL	Tablet Left   Closed Arm Only		\$720
	TR	Tablet Right   Closed Arm Only		\$720
	CL	CAL TB133 (MESH)		\$95
	CL	CAL TB133 (UPH)		\$110
	GB	Ganging Kit (Set of 2)		\$50
FREIGHT OPTIONS	KD	Knocked Down	•	-
	BW	Blanket Wrapped - Fully Assembled (25 seat minimum)		\$75
FREIGHT REQUIREMENTS	AS	Allseating Standard		-
	FQ	Special Freight Instructions (Call for Quote)		VAR
	GD	Guaranteed Delivery Date and Time (Call for Quote)		VAR

## TO ORDER SIMPLY FILL IN THE BLANKS

<input type="text" value="0"/>	<input type="text" value="10"/>	<input type="text"/>	<input type="text"/>	<input type="text"/>	<input type="text"/>	<input type="text"/>	<input type="text"/>	<input type="text"/>	<input type="text"/>	<input type="text"/>
SERIES	BACK STYLE	LEG	ARM	ARM CAP FINISH	FRAME FINISH	BACK MESH - OPTIONS For additional options separate with (-) hyphen.	FREIGHT OPTION	FREIGHT REQUIREMENTS	FABRIC CODE - SEAT Please refer to allseating.com for fabric codes.	FABRIC CODE - BACK & CLOSED ARM





# FOSTER® GUEST WIDE

DESIGN | ALLSEATING  
GSA SIN: 33721

**BASE PRICE | \$1,284**  
**F1210-OA**

A wider version of our welcoming guest chair. Features a steel frame construction and webbed seat suspension to make waiting more comfortable. Measures 24" between the arms.

Suggested Applications:  
Lobbies, Dining Rooms, Exam Rooms, Resident Rooms.

## FEATURES

- Clean Out Areas
- 16 Gauge Tubular Steel Frame
- Steel Seat Frame
- High Density Seat Foam
- Latex, lead and mercury free
- Flex Back
- Active Seat Suspension
- Wallsaver Frame Design
- Optional Ganging Kit
- Black non-marring polyethylene glides
- Arm caps designed for easy ingress and egress

## DIMENSIONS

- OVERALL: 35"H | 29"W | 24.75"D
- Seat: 18"H | 24"W | 19"D
- Back: 16"H | 24"W
- Arm: 26.3"H
- COM Full: 2.5yards
- COM Seat: 1 yards
- COM Back: 1.5 yards
- COM Closed Arm: 0.75 yards

## PRODUCT WEIGHT

- 40 lbs. | 46 lbs. with Closed Arms.

## NOTES

- Ships knocked down.
- Warranted for users up to 500 lbs.
- \*For fully upholstered models, combine seat and back graded price for base list
- This product meets the requirements set forth in ANSI/BIFMA HCF8.1.
- Maximum order quantities apply to Quick Ship program, contact Sales Support for details.

MODEL CODE	Grade 1	Grade 2/ COM	Grade 3	Grade 4/ COL	Grade 5	Grade 6	Grade 7	Grade 8	Leather 1	Leather 2	Leather 3
<b>F0210</b>	\$1,412	\$1,440	\$1,458	\$1,482	\$1,503	\$1,540	\$1,582	\$1,629	\$1,732	\$1,777	\$1,914
<b>F1210 BACK</b>	\$770	\$812	\$839	\$875	\$907	\$962	\$1,025	\$1,096	\$1,249	\$1,318	\$1,523
<b>F1210 SEAT</b>	\$514	\$542	\$560	\$584	\$605	\$642	\$684	\$731	\$834	\$879	\$1,016
<b>CA</b>	\$255	\$276	\$290	\$308	\$323	\$351	\$383	\$418	\$495	\$529	\$632

\*FOR FULLY UPHOLSTERED MODELS COMBINE SEAT AND BACK GRADED PRICE FOR BASE LIST

SERIES	F0	Guest Mesh	QS	\$
	F1	Guest Upholstered	•	-
BACK STYLE	2	Midback Wide	•	VAR
LEG	10	Single	•	-
ARM	OA	Open Arm	•	-
	CA	Closed Arm		VAR
ARM CAP FINISH	TP	Taupe Polyurethane	•	\$75
	GR	Grey Polyurethane	•	\$75
	BK	Black Polyurethane	•	\$75
	HRM	Hard Rock Maple Wood Cap	•	\$130
	RC	Rustic Cherry Wood Cap	•	\$130
	CP	Chocolate Pear Wood Cap	•	\$130
	BI	Corian Bisque		\$295
	SR	Corian Silverite		\$395
FRAME FINISH	BM	Bronze Matte	•	-
	SVR	Silver	•	-
	MG	Metallic Gunmetal		\$50
BACK MESH (If Applicable)	M2	M2 Mesh (not all colors are QS)	•	\$28
	M3	M3 Mesh	•	-
OPTIONS	DC	2" Cleanout		\$105
	MB	Moisture Barrier (Seat only)		\$90
	CL	CAL TB133 (MESH)		\$95
	CL	CAL TB133 (UPH)		\$110
	GB	Ganging Kit (Set of 2)		\$50
FREIGHT OPTIONS	KD	Knocked Down	•	-
	BW	Blanket Wrapped - Fully Assembled (25 seat minimum)		\$75
FREIGHT REQUIREMENTS	AS	Allseating Standard		-
	FQ	Special Freight Instructions (Call for Quote)		VAR
	GD	Guaranteed Delivery Date and Time (Call for Quote)		VAR

## TO ORDER SIMPLY FILL IN THE BLANKS

<input type="text" value=""/>	-	<input type="text" value="2"/>	-	<input type="text" value="10"/>	-	<input type="text" value=""/>	-	<input type="text" value=""/>	-	<input type="text" value=""/>	-	<input type="text" value=""/>	-	<input type="text" value=""/>	-	<input type="text" value=""/>	-	<input type="text" value=""/>	-	<input type="text" value=""/>
SERIES		BACK STYLE		LEG		ARM		ARM CAP FINISH		FRAME FINISH		BACK MESH - OPTIONS For additional options separate with (-) hyphen.		FREIGHT OPTION		FREIGHT REQUIREMENTS		FABRIC CODE - SEAT Please refer to allseating.com for fabric codes.		FABRIC CODE - BACK & CLOSED ARM



# FOSTER® GUEST PLUS

DESIGN | ALLSEATING

GSA SIN: 33721

## FEATURES

- Clean Out Areas
- 16 Gauge Tubular Steel Frame
- Steel Seat Frame
- High Density Seat Foam
- Latex, lead and mercury free
- Flex Back
- Active Seat Suspension
- Wallsaver Frame Design
- Optional Ganging Kit
- Black non-marring polyethylene glides
- Arm caps designed for easy ingress and egress

## DIMENSIONS

- OVERALL: 35"H | 29"W | 24.75"D
- Seat: 18"H | 30"W | 19"D
- Back: 17"H | 29"W
- Arm: 26.25"H
- COM Full: 2.5yards
- COM Seat: 1 yard
- COM Back: 1.5 yards
- COM Closed Arm: 0.75 yard

## PRODUCT WEIGHT

- 44 lbs. | 50 lbs. with Closed Arms.

## NOTES

- Ships knocked down.
- Warranted for users up to 750 lbs.
- \*For fully upholstered models, combine seat and back graded price for base list
- This product meets the requirements set forth in ANSI/BIFMA HCF8.1.
- Maximum order quantities apply to Quick Ship program, contact Sales Support for details.

## BASE PRICE | \$1,460

F1410-OA

A plus version of our welcoming guest chair with a breathable mesh back option. Features a steel frame construction and webbed seat suspension to make waiting more comfortable. 30" between the arms.

Suggested Applications: Waiting Areas, Dining Room, Exam Rooms, Patient Rooms, Guest Seating, Resident Rooms.

MODEL CODE	Grade 1	Grade 2/ COM	Grade 3	Grade 4/ COL	Grade 5	Grade 6	Grade 7	Grade 8	Leather 1	Leather 2	Leather 3
F0410	\$1,586	\$1,614	\$1,632	\$1,656	\$1,677	\$1,714	\$1,756	\$1,803	\$1,906	\$1,951	\$2,088
F1410 BACK	\$876	\$918	\$945	\$981	\$1,013	\$1,068	\$1,131	\$1,202	\$1,355	\$1,424	\$1,629
F1410 SEAT	\$584	\$612	\$630	\$654	\$675	\$712	\$754	\$801	\$904	\$949	\$1,086
CA	\$255	\$276	\$290	\$308	\$323	\$351	\$383	\$418	\$495	\$529	\$632

\*FOR FULLY UPHOLSTERED MODELS COMBINE SEAT AND BACK GRADED PRICE FOR BASE LIST

SERIES	F0	Guest Mesh	QS	\$
	F1	Guest Upholstered	•	-
BACK STYLE	4	Midback Plus	•	VAR
LEG	10	Single	•	-
ARM	OA	Open Arm	•	-
	CA	Closed Arm		VAR
ARM CAP FINISH	TP	Taupe Polyurethane	•	\$75
	GR	Grey Polyurethane	•	\$75
	BK	Black Polyurethane	•	\$75
	HRM	Hard Rock Maple Wood Cap	•	\$130
	RC	Rustic Cherry Wood Cap	•	\$130
	CP	Chocolate Pear Wood Cap	•	\$130
	BI	Corian Bisque		\$295
	SR	Corian Silverite		\$395
FRAME FINISH	BM	Bronze Matte	•	-
	SVR	Silver	•	-
	MG	Metallic Gunmetal		\$50
BACK MESH (If Applicable)	M2	M2 Mesh	•	\$28
	M3	M3 Mesh	•	-
OPTIONS	DC	2" Cleanout		\$105
	MB	Moisture Barrier (Seat only)		\$90
	CL	CAL TB133 (MESH)		\$95
	CL	CAL TB133 (UPH)		\$110
	GB	Ganging Kit (Set of 2)		\$50
FREIGHT OPTIONS	KD	Knocked Down	•	-
	BW	Blanket Wrapped - Fully Assembled (25 seat minimum)		\$75
FREIGHT REQUIREMENTS	AS	Allseating Standard		-
	FQ	Special Freight Instructions (Call for Quote)		VAR
	GD	Guaranteed Delivery Date and Time (Call for Quote)		VAR

## TO ORDER SIMPLY FILL IN THE BLANKS

<input type="text" value=""/>	-	<input type="text" value="4"/>	-	<input type="text" value="10"/>	-	<input type="text" value=""/>	-	<input type="text" value=""/>	-	<input type="text" value=""/>	-	<input type="text" value=""/>	-	<input type="text" value=""/>	-	<input type="text" value=""/>	-	<input type="text" value=""/>	-	<input type="text" value=""/>
SERIES		BACK STYLE		LEG		ARM		ARM CAP FINISH		FRAME FINISH		BACK MESH - OPTIONS		FREIGHT OPTION		FREIGHT REQUIREMENTS		FABRIC CODE - SEAT		FABRIC CODE - BACK & CLOSED ARM

For additional options separate with (-) hyphen.

Please refer to allseating.com for fabric codes.



# FOSTER® GUEST DOUBLE

DESIGN | ALLSEATING

GSA SIN: 33721

## FEATURES

- Clean Out Areas
- 16 Gauge Tubular Steel Frame
- Steel Seat Frame
- High Density Seat Foam
- Latex, lead and mercury free
- Flex Back
- Active Seat Suspension
- Wallsaver Frame Design
- Black non-marring polyethylene glides
- Arm caps designed for easy ingress and egress

## DIMENSIONS

- OVERALL: 35"H | 47.5"W | 25"D
- Seat: 18"H | 21"W (Per Seat) | 19"D
- Back: 17"H | 23.5"W (Per Seat)
- Arm: 26.3"H
- COM Full: 3.25 yards
- COM Seat: 1.75 yards
- COM Back: 1.5 yards
- COM Closed Arm: 0.75 yards

## PRODUCT WEIGHT

- 61 lbs. | 67 lbs. with Closed Arms.

## BASE PRICE | \$2,059

F1020-OA

Our guest chair – but built for two. Features a steel frame construction, webbed seat suspension and sloped arms to make waiting more comfortable.

Suggested Applications: Lobbies, Resident Rooms.

MODEL CODE	Grade 1	Grade 2/ COM	Grade 3	Grade 4/ COL	Grade 5	Grade 6	Grade 7	Grade 8	Leather 1	Leather 2	Leather 3
F0020	\$2,224	\$2,273	\$2,305	\$2,347	\$2,383	\$2,448	\$2,522	\$2,604	\$2,783	\$2,863	\$3,103
F1020 BACK	\$947	\$989	\$1,016	\$1,052	\$1,084	\$1,139	\$1,202	\$1,273	\$1,426	\$1,495	\$1,700
F1020 SEAT	\$1,112	\$1,161	\$1,193	\$1,235	\$1,271	\$1,336	\$1,410	\$1,492	\$1,671	\$1,751	\$1,991
CA	\$255	\$276	\$290	\$308	\$323	\$351	\$383	\$418	\$495	\$529	\$632

\*FOR FULLY UPHOLSTERED MODELS COMBINE SEAT AND BACK GRADED PRICE FOR BASE LIST

SERIES	F0	Mesh	QS	\$
	F1	Upholstered	•	-
BACK STYLE	O	Midback	•	VAR
LEG	20	Double	•	-
ARM	OA	Open Arm	•	-
	CA	Closed Arm		VAR
ARM CAP FINISH	TP	Taupe Polyurethane	•	\$75
	GR	Grey Polyurethane	•	\$75
	BK	Black Polyurethane	•	\$75
	HRM	Hard Rock Maple Wood Cap	•	\$130
	RC	Rustic Cherry Wood Cap	•	\$130
	CP	Chocolate Pear Wood Cap	•	\$130
	BI	Corian Bisque		\$295
	SR	Corian Silverite		\$395
FRAME FINISH	BM	Bronze Matte	•	-
	SVR	Silver	•	-
	MG	Metallic Gunmetal		\$50
BACK MESH (If Applicable)	M2	M2 Mesh	•	\$56
	M3	M3 Mesh	•	-
OPTIONS	MB	Moisture Barrier (Seat only)		\$180
	CL	CAL TB133 (MESH)		\$190
	CL	CAL TB133 (UPH)		\$220
FREIGHT OPTIONS	KD	Knocked Down	•	-
	BW	Blanket Wrapped - Fully Assembled (25 seat minimum)		\$150
FREIGHT REQUIREMENTS	AS	Allseating Standard		-
	FQ	Special Freight Instructions (Call for Quote)		VAR
	GD	Guaranteed Delivery Date and Time (Call for Quote)		VAR

## NOTES

- Ships knocked down.
- Warranted for users up to 500 lbs/ per seat
- \*For fully upholstered models, combine seat and back graded price for base list
- This product meets the requirements set forth in ANSI/BIFMA HCF8.1.
- Maximum order quantities apply to Quick Ship program, contact Sales Support for details.

## TO ORDER SIMPLY FILL IN THE BLANKS

<input type="text"/>	-	<input type="text" value="0"/>	-	<input type="text" value="20"/>	-	<input type="text"/>	-	<input type="text"/>	-	<input type="text"/>	-	<input type="text"/>	-	<input type="text"/>	-	<input type="text"/>	-	<input type="text"/>	-	<input type="text"/>
SERIES		BACK STYLE		LEG		ARM		ARM CAP FINISH		FRAME FINISH		BACK MESH - OPTIONS		FREIGHT OPTION		FREIGHT REQUIREMENTS		FABRIC CODE - SEAT		FABRIC CODE - BACK & CLOSED ARM

For additional options separate with (-) hyphen.  
Please refer to allseating.com for fabric codes.



# FOSTER® GUEST DOUBLE HALF ARM

DESIGN | ALLSEATING  
GSA SIN: 33721

**BASE PRICE | \$2,233**  
**F1021-OA**

Our guest chair – but built for two. Features a steel frame construction, webbed seat suspension and sloped arms to make waiting more comfortable.

Suggested Applications: Lobbies, Resident Rooms.

## FEATURES

- Clean Out Areas
- 16 Gauge Tubular Steel Frame
- Steel Seat Frame
- High Density Seat Foam
- Latex, lead and mercury free
- Flex Back
- Active Seat Suspension
- Wallsaver Frame Design
- Black non-marring polyethylene glides
- Arm caps designed for easy ingress and egress

## DIMENSIONS

- OVERALL: 35"H | 49"W | 25"D
- Seat: 18"H | 21"W (Per Seat) | 19"D
- Back: 17"H | 24.5"W (Per Seat)
- Arm: 26.3"H
- COM Full: 3.25 yards
- COM Seat: 1.75 yards
- COM Back: 1.5 yards
- COM Closed Arm: 1.25 yards

## PRODUCT WEIGHT

- 66 lbs. | 76 lbs. with Closed Arms.

## NOTES

- Ships knocked down.
- Warranted for users up to 500 lbs/ per seat
- \*For fully upholstered models, combine seat and back graded price for base list
- This product meets the requirements set forth in ANSI/BIFMA HCF8.1.
- Maximum order quantities apply to Quick Ship program, contact Sales Support for details.

MODEL CODE	Grade 1	Grade 2/ COM	Grade 3	Grade 4/ COL	Grade 5	Grade 6	Grade 7	Grade 8	Leather 1	Leather 2	Leather 3
F0021	\$2,392	\$2,441	\$2,473	\$2,515	\$2,551	\$2,616	\$2,690	\$2,772	\$2,951	\$3,031	\$3,271
F1021 BACK	\$1,027	\$1,069	\$1,096	\$1,132	\$1,164	\$1,219	\$1,282	\$1,353	\$1,506	\$1,575	\$1,780
F1021 SEAT	\$1,206	\$1,255	\$1,287	\$1,329	\$1,365	\$1,430	\$1,504	\$1,586	\$1,765	\$1,845	\$2,085
CA	\$275	\$310	\$333	\$363	\$389	\$435	\$488	\$546	\$674	\$731	\$903

\*FOR FULLY UPHOLSTERED MODELS COMBINE SEAT AND BACK GRADED PRICE FOR BASE LIST

SERIES	F0	Mesh	QS	\$
	F1	Upholstered	•	-
BACK STYLE	O	Midback	•	VAR
LEG	21	Double with Half Arms	•	-
ARM	OA	Open Arm	•	-
	CA	Closed Arm		VAR
ARM CAP FINISH	TP	Taupe Polyurethane	•	\$112
	GR	Grey Polyurethane	•	\$112
	BK	Black Polyurethane	•	\$112
	HRM	Hard Rock Maple Wood Cap	•	\$195
	RC	Rustic Cherry Wood Cap	•	\$195
	CP	Chocolate Pear Wood Cap	•	\$195
	BI	Corian Bisque		\$445
	SR	Corian Silverite		\$595
FRAME FINISH	BM	Bronze Matte	•	-
	SVR	Silver	•	-
	MG	Metallic Gunmetal		\$50
BACK MESH (If Applicable)	M2	M2 Mesh	•	\$56
	M3	M3 Mesh	•	-
OPTIONS	MB	Moisture Barrier (Seat only)		\$180
	CL	CAL TB133 (MESH)		\$190
	CL	CAL TB133 (UPH)		\$220
FREIGHT OPTIONS	KD	Knocked Down	•	-
	BW	Blanket Wrapped - Fully Assembled (25 seat minimum)		\$150
FREIGHT REQUIREMENTS	AS	Allseating Standard		-
	FQ	Special Freight Instructions (Call for Quote)		VAR
	GD	Guaranteed Delivery Date and Time (Call for Quote)		VAR

## TO ORDER SIMPLY FILL IN THE BLANKS

<input type="text" value="0"/>	<input type="text" value="21"/>	<input type="text"/>	<input type="text"/>	<input type="text"/>	<input type="text"/>	<input type="text"/>	<input type="text"/>	<input type="text"/>	<input type="text"/>	<input type="text"/>
SERIES	BACK STYLE	LEG	ARM	ARM CAP FINISH	FRAME FINISH	BACK MESH - OPTIONS For additional options separate with (-) hyphen.	FREIGHT OPTION	FREIGHT REQUIREMENTS	FABRIC CODE - SEAT Please refer to allseating.com for fabric codes.	FABRIC CODE - BACK & CLOSED ARM



# FOSTER® GUEST DOUBLE FULL ARM

DESIGN | ALLSEATING  
GSA SIN: 33721

**BASE PRICE | \$2,181**  
**F1022-OA**

Our guest chair – but built for two. Features a steel frame construction, webbed seat suspension and sloped arms to make waiting more comfortable.

Suggested Applications: Lobbies, Resident Rooms.

## FEATURES

- Clean Out Areas
- 16 Gauge Tubular Steel Frame
- Steel Seat Frame
- High Density Seat Foam
- Latex, lead and mercury free
- Flex Back
- Active Seat Suspension
- Wallsaver Frame Design
- Black non-marring polyethylene glides
- Arm caps designed for easy ingress and egress

## DIMENSIONS

- OVERALL: 35"H | 49"W | 25"D
- Seat: 18"H | 21"W (Per Seat) | 19"D
- Back: 17"H | 24.5"W (Per Seat)
- Arm: 26.3"H
- COM Full: 3.25 yards
- COM Seat: 1.75 yards
- COM Back: 1.5 yards
- COM Closed Arm: 1.25 yards

## PRODUCT WEIGHT

- 68 lbs. | 78 lbs. with Closed Arms.

## NOTES

- Ships knocked down.
- Warranted for users up to 500 lbs/ per seat
- \*For fully upholstered models, combine seat and back graded price for base list
- This product meets the requirements set forth in ANSI/BIFMA HCF8.1.
- Maximum order quantities apply to Quick Ship program, contact Sales Support for details.

MODEL CODE	Grade 1	Grade 2/ COM	Grade 3	Grade 4/ COL	Grade 5	Grade 6	Grade 7	Grade 8	Leather 1	Leather 2	Leather 3
<b>F0022</b>	\$2,340	\$2,389	\$2,421	\$2,463	\$2,499	\$2,564	\$2,638	\$2,720	\$2,899	\$2,979	\$3,219
<b>F1022 BACK</b>	\$1,003	\$1,045	\$1,072	\$1,108	\$1,140	\$1,195	\$1,258	\$1,329	\$1,482	\$1,551	\$1,756
<b>F1022 SEAT</b>	\$1,178	\$1,227	\$1,259	\$1,301	\$1,337	\$1,402	\$1,476	\$1,558	\$1,737	\$1,817	\$2,057
<b>CA</b>	\$275	\$310	\$333	\$363	\$389	\$435	\$488	\$546	\$674	\$731	\$903

\*FOR FULLY UPHOLSTERED MODELS COMBINE SEAT AND BACK GRADED PRICE FOR BASE LIST

SERIES	F0	Mesh	QS	\$
	F1	Upholstered	•	-
BACK STYLE	0	Midback	•	VAR
LEG	22	Double with Full Arms	•	-
ARM	OA	Open Arm	•	-
	CA	Closed Arm		VAR
ARM CAP FINISH	TP	Taupe Polyurethane	•	\$112
	GR	Grey Polyurethane	•	\$112
	BK	Black Polyurethane	•	\$112
	HRM	Hard Rock Maple Wood Cap	•	\$195
	RC	Rustic Cherry Wood Cap	•	\$195
	CP	Chocolate Pear Wood Cap	•	\$195
	BI	Corian Bisque		\$445
	SR	Corian Silverite		\$595
FRAME FINISH	BM	Bronze Matte	•	-
	SVR	Silver	•	-
	MG	Metallic Gunmetal		\$50
BACK MESH (If Applicable)	M2	M2 Mesh (not all colors are QS)	•	\$56
	M3	M3 Mesh	•	-
OPTIONS	DC	2" Cleanout		\$210
	MB	Moisture Barrier (Seat only)		\$180
	CL	CAL TB133 (MESH)		\$190
	CL	CAL TB133 (UPH)		\$220
FREIGHT OPTIONS	KD	Knocked Down	•	-
	BW	Blanket Wrapped - Fully Assembled (25 seat minimum)		\$150
FREIGHT REQUIREMENTS	AS	Allseating Standard		-
	FQ	Special Freight Instructions (Call for Quote)		VAR
	GD	Guaranteed Delivery Date and Time (Call for Quote)		VAR

## TO ORDER SIMPLY FILL IN THE BLANKS

<input type="text" value="0"/>	<input type="text" value="22"/>	<input type="text"/>	<input type="text"/>	<input type="text"/>	<input type="text"/>	<input type="text"/>	<input type="text"/>	<input type="text"/>	<input type="text"/>	<input type="text"/>
SERIES	BACK STYLE	LEG	ARM	ARM CAP FINISH	FRAME FINISH	BACK MESH - OPTIONS For additional options separate with (-) hyphen.	FREIGHT OPTION	FREIGHT REQUIREMENTS	FABRIC CODE - SEAT Please refer to allseating.com for fabric codes.	FABRIC CODE - BACK & CLOSED ARM

# FOSTER® GUEST TRIPLE

DESIGN | ALLSEATING  
GSA SIN: 33721



## BASE PRICE | \$2,626 F1030-OA

Our guest chair – but built for three. Features a steel frame construction, webbed seat suspension and sloped half-height arms to make waiting more comfortable.

Suggested Applications: Waiting Areas, Dining Room, Exam Rooms, Patient Rooms, Guest Seating, Resident Rooms.

### FEATURES

- Clean Out Areas
- 16 Gauge Tubular Steel Frame
- Steel Seat Frame
- High Density Seat Foam
- Latex, lead and mercury free
- Flex Back
- Active Seat Suspension
- Wallsaver Frame Design
- Black non-marring polyethylene glides
- Arm caps designed for easy ingress and egress

### DIMENSIONS

- OVERALL: 35"H | 69"W | 25"D
- Seat: 18"H | 21"W (Per Seat) | 19"D
- Back: 17"H | 23"W (Per Seat)
- Arm: 26.3"H
- COM Full: 5 yards
- COM Seat: 2 yards
- COM Back: 3 yards
- COM Closed Arm: 0.75 yards

### PRODUCT WEIGHT

- 84 lbs. | 90 lbs. with Closed Arms.

### NOTES

- Ships knocked down.
- Warranted for users up to 500 lbs/ per seat
- \*For fully upholstered models, combine seat and back graded price for base list
- This product meets the requirements set forth in ANSI/BIFMA HCF8.1.
- Maximum order quantities apply to Quick Ship program, contact Sales Support for details.

MODEL CODE	Grade 1	Grade 2/ COM	Grade 3	Grade 4/ COL	Grade 5	Grade 6	Grade 7	Grade 8	Leather 1	Leather 2	Leather 3
F0030	\$2,865	\$2,921	\$2,957	\$3,005	\$3,047	\$3,121	\$3,205	\$3,299	\$3,504	\$3,595	\$3,869
F1030 BACK F1030 SEAT	\$1,576 \$1,050	\$1,660 \$1,106	\$1,714 \$1,142	\$1,786 \$1,190	\$1,849 \$1,232	\$1,960 \$1,306	\$2,086 \$1,390	\$2,227 \$1,484	\$2,535 \$1,689	\$2,671 \$1,780	\$3,082 \$2,054
CA	\$255	\$276	\$290	\$308	\$323	\$351	\$383	\$418	\$495	\$529	\$632

\*FOR FULLY UPHOLSTERED MODELS COMBINE SEAT AND BACK GRADED PRICE FOR BASE LIST

SERIES	F0	Mesh	QS	\$
	F1	Upholstered	•	-
BACK STYLE	0	Midback	•	VAR
LEG	30	Triple	•	-
ARM	OA	Open Arm	•	-
	CA	Closed Arm		VAR
ARM CAP FINISH	TP	Taupe Polyurethane	•	\$75
	GR	Grey Polyurethane	•	\$75
	BK	Black Polyurethane	•	\$75
	HRM	Hard Rock Maple Wood Cap	•	\$130
	RC	Rustic Cherry Wood Cap	•	\$130
	CP	Chocolate Pear Wood Cap	•	\$130
	BI	Corian Bisque		\$295
	SR	Corian Silverite		\$395
FRAME FINISH	BM	Bronze Matte	•	-
	SVR	Silver	•	-
	MG	Metallic Gunmetal		\$50
BACK MESH (If Applicable)	M2	M2 Mesh	•	\$84
	M3	M3 Mesh	•	-
OPTIONS	MB	Moisture Barrier (Seat only)		\$270
	CL	CAL TB133 (MESH)		\$285
	CL	CAL TB133 (UPH)		\$330
FREIGHT OPTIONS	KD	Knocked Down	•	-
	BW	Blanket Wrapped - Fully Assembled (25 seat minimum)		\$225
FREIGHT REQUIREMENTS	AS	Allseating Standard		-
	FQ	Special Freight Instructions (Call for Quote)		VAR
	GD	Guaranteed Delivery Date and Time (Call for Quote)		VAR

### TO ORDER SIMPLY FILL IN THE BLANKS

<input type="text"/>	-	<input type="text"/>	-	<input type="text"/>	-	<input type="text"/>	-	<input type="text"/>	-	<input type="text"/>	-	<input type="text"/>	-	<input type="text"/>	-	<input type="text"/>	
SERIES		BACK STYLE		LEG		ARM		ARM CAP FINISH		FRAME FINISH		BACK MESH - OPTIONS		FREIGHT OPTION		FREIGHT REQUIREMENTS	

For additional options separate with (-) hyphen.

Please refer to allseating.com for fabric codes.



# FOSTER® GUEST TRIPLE HALF ARM

DESIGN | ALLSEATING  
GSA SIN: 33721

## FEATURES

- Clean Out Areas
- 16 Gauge Tubular Steel Frame
- Steel Seat Frame
- High Density Seat Foam
- Latex, lead and mercury free
- Flex Back
- Active Seat Suspension
- Wallsaver Frame Design
- Black non-marring polyethylene glides
- Arm caps designed for easy ingress and egress

## DIMENSIONS

- OVERALL: 35"H | 72"W | 25"D
- Seat: 18"H | 21"W (Per Seat) | 19"D
- Back: 17"H | 24"W (Per Seat)
- Arm: 26.3"H
- COM Full: 5 yards
- COM Seat: 2 yards
- COM Back: 3 yards
- COM Closed Arm: 1.25 yards

## PRODUCT WEIGHT

- 94 lbs. | 107 lbs. with Closed Arms.

## BASE PRICE | \$2,864 F1031-OA

Our guest chair – but built for three. Features a steel frame construction, webbed seat suspension and sloped half-height arms to make waiting more comfortable.

Suggested Applications: Lobbies, Resident Rooms.

MODEL CODE	Grade 1	Grade 2/ COM	Grade 3	Grade 4/ COL	Grade 5	Grade 6	Grade 7	Grade 8	Leather 1	Leather 2	Leather 3
F0031	\$3,097	\$3,153	\$3,189	\$3,237	\$3,279	\$3,353	\$3,437	\$3,531	\$3,736	\$3,827	\$4,101
F1031 BACK	\$1,718	\$1,802	\$1,856	\$1,928	\$1,991	\$2,102	\$2,228	\$2,369	\$2,677	\$2,813	\$3,224
F1031 SEAT	\$1,146	\$1,202	\$1,238	\$1,286	\$1,328	\$1,402	\$1,486	\$1,580	\$1,785	\$1,876	\$2,150
CA	\$508	\$543	\$566	\$596	\$622	\$668	\$721	\$779	\$907	\$964	\$1,136

\*FOR FULLY UPHOLSTERED MODELS COMBINE SEAT AND BACK GRADED PRICE FOR BASE LIST

SERIES	F0	Mesh	QS	\$
	F1	Upholstered	•	-
BACK STYLE	O	Midback	•	VAR
LEG	31	Triple with Half Arm	•	-
ARM	OA	Open Arm	•	-
	CA	Closed Arm		VAR
ARM CAP FINISH	TP	Taupe Polyurethane	•	\$150
	GR	Grey Polyurethane	•	\$150
	BK	Black Polyurethane	•	\$150
	HRM	Hard Rock Maple Wood Cap	•	\$260
	RC	Rustic Cherry Wood Cap	•	\$260
	CP	Chocolate Pear Wood Cap	•	\$260
	BI	Corian Bisque		\$590
	SR	Corian Silverite		\$790
FRAME FINISH	BM	Bronze Matte	•	-
	SVR	Silver	•	-
	MG	Metallic Gunmetal		\$50
BACK MESH (If Applicable)	M2	M2 Mesh	•	\$84
	M3	M3 Mesh	•	-
OPTIONS	MB	Moisture Barrier (Seat only)		\$270
	CL	CAL TB133 (MESH)		\$285
	CL	CAL TB133 (UPH)		\$330
FREIGHT OPTIONS	KD	Knocked Down	•	-
	BW	Blanket Wrapped - Fully Assembled (25 seat minimum)		\$225
FREIGHT REQUIREMENTS	AS	Allseating Standard		-
	FQ	Special Freight Instructions (Call for Quote)		VAR
	GD	Guaranteed Delivery Date and Time (Call for Quote)		VAR

## NOTES

- Ships knocked down.
- Warranted for users up to 500 lbs/ per seat
- \*For fully upholstered models, combine seat and back graded price for base list
- This product meets the requirements set forth in ANSI/BIFMA HCF8.1.
- Maximum order quantities apply to Quick Ship program, contact Sales Support for details.

## TO ORDER SIMPLY FILL IN THE BLANKS

<input type="text" value="0"/>	<input type="text" value="31"/>	<input type="text"/>	<input type="text"/>	<input type="text"/>	<input type="text"/>	<input type="text"/>	<input type="text"/>	<input type="text"/>	<input type="text"/>	<input type="text"/>
SERIES	BACK STYLE	LEG	ARM	ARM CAP FINISH	FRAME FINISH	BACK MESH - OPTIONS For additional options separate with (-) hyphen.	FREIGHT OPTION	FREIGHT REQUIREMENTS	FABRIC CODE - SEAT Please refer to allseating.com for fabric codes.	FABRIC CODE - BACK & CLOSED ARM





# FOSTER® GUEST TRIPLE FULL ARM

DESIGN | ALLSEATING  
GSA SIN: 33721

**BASE PRICE | \$2,948**  
**F1032-OA**

Our guest chair – but built for three. Features a steel frame construction, webbed seat suspension and sloped arms to make waiting more comfortable.

Suggested Applications: Lobbies, Resident Rooms.

## FEATURES

- Clean Out Areas
- 16 Gauge Tubular Steel Frame
- Steel Seat Frame
- High Density Seat Foam
- Latex, lead and mercury free
- Flex Back
- Active Seat Suspension
- Wallsaver Frame Design
- Black non-marring polyethylene glides
- Arm caps designed for easy ingress and egress

## DIMENSIONS

- OVERALL: 35"H | 72"W | 25"D
- Seat: 18"H | 21"W (Per Seat) | 19"D
- Back: 17"H | 24"W (Per Seat)
- Arm: 26.3"H
- COM Full: 5 yards
- COM Seat: 2 yards
- COM Back: 3 yards
- COM Closed Arm: 1.25 yards

## PRODUCT WEIGHT

- 99 lbs. | 112 lbs. with Closed Arms.

MODEL CODE	Grade 1	Grade 2/ COM	Grade 3	Grade 4/ COL	Grade 5	Grade 6	Grade 7	Grade 8	Leather 1	Leather 2	Leather 3
F0032	\$3,190	\$3,246	\$3,282	\$3,330	\$3,372	\$3,446	\$3,530	\$3,624	\$3,829	\$3,920	\$4,194
F1032 BACK	\$1,769	\$1,853	\$1,907	\$1,979	\$2,042	\$2,153	\$2,279	\$2,420	\$2,728	\$2,864	\$3,275
F1032 SEAT	\$1,179	\$1,235	\$1,271	\$1,319	\$1,361	\$1,435	\$1,519	\$1,613	\$1,818	\$1,909	\$2,183
CA	\$508	\$543	\$566	\$596	\$622	\$668	\$721	\$779	\$907	\$964	\$1,136

\*FOR FULLY UPHOLSTERED MODELS COMBINE SEAT AND BACK GRADED PRICE FOR BASE LIST

SERIES	F0	Mesh	QS	\$
	F1	Upholstered	•	-
BACK STYLE	0	Midback	•	VAR
LEG	32	Triple with Full Arm	•	-
ARM	OA	Open Arm	•	-
	CA	Closed Arm		VAR
ARM CAP FINISH	TP	Taupe Polyurethane	•	\$150
	GR	Grey Polyurethane	•	\$150
	BK	Black Polyurethane	•	\$150
	HRM	Hard Rock Maple Wood Cap	•	\$260
	RC	Rustic Cherry Wood Cap	•	\$260
	CP	Chocolate Pear Wood Cap	•	\$260
	BI	Corian Bisque		\$590
	SR	Corian Silverite		\$790
FRAME FINISH	BM	Bronze Matte	•	-
	SVR	Silver	•	-
	MG	Metallic Gunmetal		\$50
BACK MESH (If Applicable)	M2	M2 Mesh	•	\$84
	M3	M3 Mesh	•	-
OPTIONS	DC	2" Cleanout		\$315
	MB	Moisture Barrier (Seat only)		\$270
	CL	CAL TB133 (MESH)		\$285
	CL	CAL TB133 (UPH)		\$330
FREIGHT OPTIONS	KD	Knocked Down	•	-
	BW	Blanket Wrapped - Fully Assembled (25 seat minimum)		\$225
FREIGHT REQUIREMENTS	AS	Allseating Standard		-
	FQ	Special Freight Instructions (Call for Quote)		VAR
	GD	Guaranteed Delivery Date and Time (Call for Quote)		VAR

## NOTES

- Ships knocked down.
- Warranted for users up to 500 lbs
- \*For fully upholstered models, combine seat and back graded price for base list
- This product meets the requirements set forth in ANSI/BIFMA HCF8.1.
- Maximum order quantities apply to Quick Ship program, contact Sales Support for details.

## TO ORDER SIMPLY FILL IN THE BLANKS

<input type="text" value="0"/>	<input type="text" value="32"/>	<input type="text"/>	<input type="text"/>	<input type="text"/>	<input type="text"/>	<input type="text"/>	<input type="text"/>	<input type="text"/>	<input type="text"/>	<input type="text"/>
SERIES	BACK STYLE	LEG	ARM	ARM CAP FINISH	FRAME FINISH	BACK MESH - OPTIONS For additional options separate with (-) hyphen.	FREIGHT OPTION	FREIGHT REQUIREMENTS	FABRIC CODE - SEAT Please refer to allseating.com for fabric codes.	FABRIC CODE - BACK & CLOSED ARM



# FOSTER® GUEST TANDEM START UNIT

DESIGN | ALLSEATING  
GSA SIN: 33721

## FEATURES

- Clean Out Areas
- 16 Gauge Tubular Steel Frame
- Steel Seat Frame
- High Density Seat Foam
- Latex, lead and mercury free
- Flex Back
- Active Seat Suspension
- Wallsaver Frame Design
- Black non-marring polyethylene glides
- Optional Ganging Kit
- Arm caps designed for easy ingress and egress

## DIMENSIONS

- OVERALL: 34"H | 26"W | 24.75"D
- Seat: 18"H | 21"W | 19"D
- Back: 16"H | 21"W
- Arm: 26.25"H
- COM Seat: 1 yard
- COM Back: 1.5 yards
- COM Closed Arm: 0.75 yard

## PRODUCT WEIGHT

- 38 lbs.

## BASE PRICE | \$1,274 F1017-OA

Description: Our Guest chair with the flexibility to create your own multiple seat arrangements.  
Suggested Applications: Lobbies, Waiting Rooms.

MODEL CODE	Grade 1	Grade 2/ COM	Grade 3	Grade 4/ COL	Grade 5	Grade 6	Grade 7	Grade 8	Leather 1	Leather 2	Leather 3
F0017	\$1,394	\$1,422	\$1,440	\$1,464	\$1,485	\$1,522	\$1,564	\$1,611	\$1,714	\$1,759	\$1,896
F1017 BACK	\$764	\$806	\$833	\$869	\$901	\$956	\$1,019	\$1,090	\$1,243	\$1,312	\$1,517
F1017 SEAT	\$510	\$538	\$556	\$580	\$601	\$638	\$680	\$727	\$830	\$875	\$1,012
CA	\$255	\$276	\$290	\$308	\$323	\$351	\$383	\$418	\$495	\$529	\$632

\*FOR FULLY UPHOLSTERED MODELS COMBINE SEAT AND BACK GRADED PRICE FOR BASE LIST

SERIES	F0	Guest Mesh	QS	\$
	F1	Guest Upholstered	•	VAR
BACK STYLE	0	Midback	•	VAR
LEG	17	Tandem Start	•	-
ARM	OA	Open Arm	•	-
	CA	Closed Arm		VAR
ARM CAP FINISH	TP	Taupe Polyurethane	•	\$75
	GR	Grey Polyurethane	•	\$75
	BK	Black Polyurethane	•	\$75
	HRM	Hard Rock Maple Wood Cap	•	\$130
	RC	Rustic Cherry Wood Cap	•	\$130
	CP	Chocolate Pear Wood Cap	•	\$130
	BI	Corian Bisque		\$295
	SR	Corian Silverite		\$395
FRAME FINISH	BM	Bronze Matte	•	-
	SVR	Silver	•	-
	MG	Metallic Gunmetal		\$50
BACK MESH (If Applicable)	M2	M2 Mesh (not all colors are QS)	•	\$28
	M3	M3 Mesh	•	-
OPTIONS	MB	Moisture Barrier (Seat only)		\$90
	CL	CAL TB133 (MESH)		\$95
	CL	CAL TB133 (UPH)		\$110
FREIGHT OPTIONS	KD	Knocked Down		-
	BW	Blanket Wrapped - Fully Assembled (25 seat minimum)		\$75
FREIGHT REQUIREMENTS	AS	Allseating Standard		-
	FQ	Special Freight Instructions (Call for Quote)		VAR
	GD	Guaranteed Delivery Date and Time (Call for Quote)		VAR

## NOTES

- Warranted for users up to 500 lbs
- \*For fully upholstered models, combine seat and back graded price for base list
- This product meets the requirements set forth in ANSI/BIFMA HCF8.1.
- Shipped ready to assemble.
- Maximum order quantities apply to Quick Ship program, contact Sales Support for details.

## TO ORDER SIMPLY FILL IN THE BLANKS

<input type="text" value="0"/>	<input type="text" value="17"/>	<input type="text"/>	<input type="text"/>	<input type="text"/>	<input type="text"/>	<input type="text"/>	<input type="text"/>	<input type="text"/>	<input type="text"/>	<input type="text"/>
SERIES	BACK STYLE	LEG	ARM	ARM CAP FINISH	FRAME FINISH	BACK MESH - OPTIONS For additional options separate with (-) hyphen.	FREIGHT OPTION	FREIGHT REQUIREMENTS	FABRIC CODE - SEAT Please refer to allseating.com for fabric codes.	FABRIC CODE - BACK & CLOSED ARM



# FOSTER® GUEST TANDEM ADD ON UNIT

DESIGN | ALLSEATING  
GSA SIN: 33721

## FEATURES

- Clean Out Areas
- 16 Gauge Tubular Steel Frame
- Steel Seat Frame
- High Density Seat Foam
- Latex, lead and mercury free
- Flex Back
- Active Seat Suspension
- Wallsaver Frame Design
- Black non-marring polyethylene glides
- Optional Ganging Kit
- Arm caps designed for easy ingress and egress

## DIMENSIONS

- OVERALL: 34"H | 23.5"W | 24.75"D
- Seat: 18"H | 21"W | 19"D
- Back: 16"H | 21"W
- Arm: 26.25"H
- COM Seat: 1 yard
- COM Back: 1.5 yards
- COM Closed Arm: 0.75 yard

## PRODUCT WEIGHT

- 31 lbs. | 33 lbs. with Closed Arms

## BASE PRICE | \$1,112 F1018-OA

Description: Our Guest chair with the flexibility to create your own multiple seat arrangements.

Suggested Applications: Lobbies, Waiting Rooms.

MODEL CODE	Grade 1	Grade 2/ COM	Grade 3	Grade 4/ COL	Grade 5	Grade 6	Grade 7	Grade 8	Leather 1	Leather 2	Leather 3
F0018	\$1,238	\$1,266	\$1,284	\$1,308	\$1,329	\$1,366	\$1,408	\$1,455	\$1,558	\$1,603	\$1,740
F1018 BACK	\$667	\$709	\$736	\$772	\$804	\$859	\$922	\$993	\$1,146	\$1,215	\$1,420
F1018 SEAT	\$445	\$473	\$491	\$515	\$536	\$573	\$615	\$662	\$765	\$810	\$947
CA	\$128	\$149	\$163	\$181	\$196	\$224	\$256	\$291	\$368	\$402	\$505

\*FOR FULLY UPHOLSTERED MODELS COMBINE SEAT AND BACK GRADED PRICE FOR BASE LIST

SERIES	F0	Guest Mesh	QS	\$
	F1	Guest Upholstered	•	VAR
BACK STYLE	0	Midback	•	VAR
LEG	18	Tandem Add On	•	-
ARM	OA	Open Arm	•	-
	CA	Closed Arm		VAR
ARM CAP FINISH	TP	Taupe Polyurethane	•	\$38
	GR	Grey Polyurethane	•	\$38
	BK	Black Polyurethane	•	\$38
	HRM	Hard Rock Maple Wood Cap	•	\$65
	RC	Rustic Cherry Wood Cap	•	\$65
	CP	Chocolate Pear Wood Cap	•	\$65
	BI	Corian Bisque		\$150
	SR	Corian Silverite		\$200
FRAME FINISH	BM	Bronze Matte	•	-
	SVR	Silver	•	-
	MG	Metallic Gunmetal		\$50
BACK MESH (If Applicable)	M2	M2 Mesh (not all colors are QS)	•	\$28
	M3	M3 Mesh	•	-
OPTIONS	MB	Moisture Barrier (Seat only)		\$90
	CL	CAL TB133 (MESH)		\$95
	CL	CAL TB133 (UPH)		\$110
FREIGHT OPTIONS	KD	Knocked Down		-
	BW	Blanket Wrapped - Fully Assembled (25 seat minimum)		\$75
FREIGHT REQUIREMENTS	AS	Allseating Standard		-
	FQ	Special Freight Instructions (Call for Quote)		VAR
	GD	Guaranteed Delivery Date and Time (Call for Quote)		VAR

## NOTES

- Warranted for users up to 500 lbs
- \*For fully upholstered models, combine seat and back graded price for base list
- This product meets the requirements set forth in ANSI/BIFMA HCF8.1.
- Shipped ready to assemble.
- Maximum order quantities apply to Quick Ship program, contact Sales Support for details.

## TO ORDER SIMPLY FILL IN THE BLANKS

<input type="text" value="0"/>	<input type="text" value="18"/>	<input type="text"/>	<input type="text"/>	<input type="text"/>	<input type="text"/>	<input type="text"/>	<input type="text"/>	<input type="text"/>	<input type="text"/>	<input type="text"/>
SERIES	BACK STYLE	LEG	ARM	ARM CAP FINISH	FRAME FINISH	BACK MESH - OPTIONS For additional options separate with (-) hyphen.	FREIGHT OPTION	FREIGHT REQUIREMENTS	FABRIC CODE - SEAT Please refer to allseating.com for fabric codes.	FABRIC CODE - BACK & CLOSED ARM



# FOSTER® GUEST TANDEM END UNIT

DESIGN | ALLSEATING  
GSA SIN: 33721

## FEATURES

- Clean Out Areas
- 16 Gauge Tubular Steel Frame
- Steel Seat Frame
- High Density Seat Foam
- Latex, lead and mercury free
- Flex Back
- Active Seat Suspension
- Wallsaver Frame Design
- Black non-marring polyethylene glides
- Optional Ganging Kit
- Arm caps designed for easy ingress and egress

## DIMENSIONS

- OVERALL: 34"H | 23.5"W | 24.75"D
- Seat: 18"H | 21"W | 19"D
- Back: 16"H | 21"W
- Arm: 26.25"H
- COM Seat: 1 yard
- COM Back: 1.5 yards
- COM Closed Arm: 0.75 yard

## PRODUCT WEIGHT

- 31 lbs. | 33 lbs. with Closed Arms.

## BASE PRICE | \$1,092 F1019-OA

Description: Our Guest chair with the flexibility to create your own multiple seat arrangements.

Suggested Applications: Lobbies, Waiting Rooms.

MODEL CODE	Grade 1	Grade 2/ COM	Grade 3	Grade 4/ COL	Grade 5	Grade 6	Grade 7	Grade 8	Leather 1	Leather 2	Leather 3
F0019	\$1,216	\$1,244	\$1,262	\$1,286	\$1,307	\$1,344	\$1,386	\$1,433	\$1,536	\$1,581	\$1,718
F1019 BACK	\$655	\$697	\$724	\$760	\$792	\$847	\$910	\$981	\$1,134	\$1,203	\$1,408
F1019 SEAT	\$437	\$465	\$483	\$507	\$528	\$565	\$607	\$654	\$757	\$802	\$939
CA	\$128	\$149	\$163	\$181	\$196	\$224	\$256	\$291	\$368	\$402	\$505

\*FOR FULLY UPHOLSTERED MODELS COMBINE SEAT AND BACK GRADED PRICE FOR BASE LIST

SERIES	F0	Guest Mesh	QS	\$
	F1	Guest Upholstered	•	VAR
BACK STYLE	0	Midback	•	VAR
LEG	19	Tandem End	•	-
ARM	OA	Open Arm	•	-
	CA	Closed Arm		VAR
ARM CAP FINISH	TP	Taupe Polyurethane	•	\$38
	GR	Grey Polyurethane	•	\$38
	BK	Black Polyurethane	•	\$38
	HRM	Hard Rock Maple Wood Cap	•	\$65
	RC	Rustic Cherry Wood Cap	•	\$65
	CP	Chocolate Pear Wood Cap	•	\$65
	BI	Corian Bisque		\$150
	SR	Corian Silverite		\$200
FRAME FINISH	BM	Bronze Matte	•	-
	SVR	Silver	•	-
	MG	Metallic Gunmetal		\$50
BACK MESH (If Applicable)	M2	M2 Mesh (not all colors are QS)	•	\$28
	M3	M3 Mesh	•	-
OPTIONS	MB	Moisture Barrier (Seat only)		\$90
	CL	CAL TB133 (MESH)		\$95
	CL	CAL TB133 (UPH)		\$110
FREIGHT OPTIONS	KD	Knocked Down	•	-
	BW	Blanket Wrapped - Fully Assembled (25 seat minimum)		\$75
FREIGHT REQUIREMENTS	AS	Allseating Standard		-
	FQ	Special Freight Instructions (Call for Quote)		VAR
	GD	Guaranteed Delivery Date and Time (Call for Quote)		VAR

## NOTES

- Shipped ready to assemble.
- Warranted for users up to 500 lbs
- \*For fully upholstered models, combine seat and back graded price for base list
- This product meets the requirements set forth in ANSI/BIFMA HCF8.1.
- Maximum order quantities apply to Quick Ship program, contact Sales Support for details.

## TO ORDER SIMPLY FILL IN THE BLANKS

<input type="text"/>	-	<input type="text"/>	-	<input type="text"/>	-	<input type="text"/>	-	<input type="text"/>	-	<input type="text"/>	-	<input type="text"/>	-	<input type="text"/>	-	<input type="text"/>	
SERIES		BACK STYLE		LEG		ARM		ARM CAP FINISH		FRAME FINISH		BACK MESH - OPTIONS For additional options separate with (-) hyphen.		FREIGHT OPTION		FREIGHT REQUIRE- MENTS	



# FOSTER® GUEST WIDE TANDEM START UNIT

DESIGN | ALLSEATING GSA SIN | 33721

**BASE PRICE | \$1,348**  
**F1217-OA**

Description: Our Guest chair with the flexibility to create your own multiple seat arrangements.  
Suggested Applications: Lobbies, Waiting Rooms.

FEATURES

- Clean Out Areas
- 16 Gauge Tubular Steel Frame
- Steel Seat Frame
- High Density Seat Foam
- Latex, lead and mercury free
- Flex Back
- Active Seat Suspension
- Wallsaver Frame Design
- Black non-marring polyethylene glides
- Optional Ganging Kit
- Arm caps designed for easy ingress and egress

DIMENSIONS

- OVERALL: 34"H | 29"W | 24.75"D
- Seat: 18"H | 24"W | 19"D
- Back: 16"H | 24"W
- Arm: 26.25"H
- COM Seat: 1 yard
- COM Back: 1.5 yards
- COM Closed Arm: 0.75 yard

PRODUCT WEIGHT

- 40 lbs. | 46 lbs. with Closed Arms.

MODEL CODE	Grade 1	Grade 2/ COM	Grade 3	Grade 4/ COL	Grade 5	Grade 6	Grade 7	Grade 8	Leather 1	Leather 2	Leather 3
F0217	\$1,472	\$1,500	\$1,518	\$1,542	\$1,563	\$1,600	\$1,642	\$1,689	\$1,792	\$1,837	\$1,974
F1217 BACK	\$809	\$851	\$878	\$914	\$946	\$1,001	\$1,064	\$1,135	\$1,288	\$1,357	\$1,562
F1217 SEAT	\$539	\$567	\$585	\$609	\$630	\$667	\$709	\$756	\$859	\$904	\$1,041
CA	\$255	\$276	\$290	\$308	\$323	\$351	\$383	\$418	\$495	\$529	\$632

\*FOR FULLY UPHOLSTERED MODELS COMBINE SEAT AND BACK GRADED PRICE FOR BASE LIST

SERIES	F0	Guest Mesh	QS	\$
	F1	Guest Upholstered	•	-
BACK STYLE	2	Midback Wide	•	VAR
LEG	17	Tandem Start	•	-
ARM	OA	Open Arm	•	-
	CA	Closed Arm		VAR
ARM CAP FINISH	TP	Taupe Polyurethane	•	\$75
	GR	Grey Polyurethane	•	\$75
	BK	Black Polyurethane	•	\$75
	HRM	Hard Rock Maple Wood Cap	•	\$130
	RC	Rustic Cherry Wood Cap	•	\$130
	CP	Chocolate Pear Wood Cap	•	\$130
	BI	Corian Bisque		\$295
	SR	Corian Silverite		\$395
FRAME FINISH	BM	Bronze Matte	•	-
	SVR	Silver	•	-
	MG	Metallic Gunmetal		\$50
BACK MESH (If Applicable)	M2	M2 Mesh (not all colors are QS)	•	\$28
	M3	M3 Mesh	•	-
OPTIONS	MB	Moisture Barrier (Seat only)		\$90
	CL	CAL TB133 (MESH)		\$95
	CL	CAL TB133 (UPH)		\$110
FREIGHT OPTIONS	KD	Knocked Down	•	-
	BW	Blanket Wrapped - Fully Assembled (25 seat minimum)		\$75
FREIGHT REQUIREMENTS	AS	Allseating Standard		-
	FQ	Special Freight Instructions (Call for Quote)		VAR
	GD	Guaranteed Delivery Date and Time (Call for Quote)		VAR

NOTES

- Warranted for users up to 500 lbs
- \*For fully upholstered models, combine seat and back graded price for base list
- This product meets the requirements set forth in ANSI/BIFMA HCF8.1.
- Shipped ready to assemble.
- Maximum order quantities apply to Quick Ship program, contact Sales Support for details.

TO ORDER SIMPLY FILL IN THE BLANKS

SERIES

2

17

ARM

ARM CAP FINISH

FRAME FINISH

BACK MESH - OPTIONS  
For additional options separate with (-) hyphen.

FREIGHT OPTION

FREIGHT REQUIREMENTS

FABRIC CODE - SEAT  
Please refer to allseating.com for fabric codes.

FABRIC CODE - BACK & CLOSED ARM



# FOSTER® GUEST WIDE TANDEM ADD ON UNIT

DESIGN | ALLSEATING GSA SIN | 33721

**BASE PRICE | \$1,194**  
**F1218-OA**

Description: Our Guest chair with the flexibility to create your own multiple seat arrangements.  
Suggested Applications: Lobbies, Waiting Rooms.

FEATURES

- Clean Out Areas
- 16 Gauge Tubular Steel Frame (4 Leg)
- Steel Seat Frame
- High Density Seat Foam
- Latex, lead and mercury free
- Flex Back
- Active Seat Suspension
- Wallsaver Frame Design
- Black non-marring polyethylene glides
- Optional Ganging Kit
- Arm caps designed for easy ingress and egress

DIMENSIONS

- OVERALL: 34"H | 26.25"W | 24.75"D
- Seat: 18"H | 24"W | 19"D
- Back: 16"H | 24"W
- Arm: 26.25"H
- COM Seat: 1 yard
- COM Back: 1.5 yards
- COM Closed Arm: 0.75 yard

PRODUCT WEIGHT

- 40 lbs. | 46 lbs. with Closed Arms.

MODEL CODE	Grade 1	Grade 2/ COM	Grade 3	Grade 4/ COL	Grade 5	Grade 6	Grade 7	Grade 8	Leather 1	Leather 2	Leather 3
F0218	\$1,315	\$1,343	\$1,361	\$1,385	\$1,406	\$1,443	\$1,485	\$1,532	\$1,635	\$1,680	\$1,817
F1218 BACK	\$716	\$758	\$785	\$821	\$853	\$908	\$971	\$1,042	\$1,195	\$1,264	\$1,469
F1218 SEAT	\$478	\$506	\$524	\$548	\$569	\$606	\$648	\$695	\$798	\$843	\$980
CA	\$128	\$149	\$163	\$181	\$196	\$224	\$256	\$291	\$368	\$402	\$505

\*FOR FULLY UPHOLSTERED MODELS COMBINE SEAT AND BACK GRADED PRICE FOR BASE LIST

SERIES	F0	Guest Mesh	QS	\$
	F1	Guest Upholstered	•	-
BACK STYLE	2	Midback Wide	•	VAR
LEG	18	Tandem Add On	•	-
ARM	OA	Open Arm	•	-
	CA	Closed Arm		VAR
ARM CAP FINISH	TP	Taupe Polyurethane	•	\$38
	GR	Grey Polyurethane	•	\$38
	BK	Black Polyurethane	•	\$38
	HRM	Hard Rock Maple Wood Cap	•	\$65
	RC	Rustic Cherry Wood Cap	•	\$65
	CP	Chocolate Pear Wood Cap	•	\$65
	BI	Corian Bisque		\$150
	SR	Corian Silverite		\$200
FRAME FINISH	BM	Bronze Matte	•	-
	SVR	Silver	•	-
	MG	Metallic Gunmetal		\$50
BACK MESH	M2	M2 Mesh (not all colors are QS)	•	\$28
	M3	M3 Mesh	•	-
OPTIONS	MB	Moisture Barrier (Seat only)		\$90
	CL	CAL TB133 (MESH)		\$95
	CL	CAL TB133 (UPH)		\$110
FREIGHT OPTIONS	KD	Knocked Down	•	-
	BW	Blanket Wrapped - Fully Assembled (25 seat minimum)		\$75
FREIGHT REQUIREMENTS	AS	Allseating Standard		-
	FQ	Special Freight Instructions (Call for Quote)		VAR
	GD	Guaranteed Delivery Date and Time (Call for Quote)		VAR

NOTES

- Warranted for users up to 500 lbs
- \*For fully upholstered models, combine seat and back graded price for base list
- This product meets the requirements set forth in ANSI/BIFMA HCF8.1.
- Shipped ready to assemble.
- Maximum order quantities apply to Quick Ship program, contact Sales Support for details.

TO ORDER SIMPLY FILL IN THE BLANKS

SERIES

2

18

ARM

ARM CAP FINISH

FRAME FINISH

BACK MESH - OPTIONS  
For additional options separate with (-) hyphen.


FREIGHT OPTION

FREIGHT REQUIREMENTS

FABRIC CODE - SEAT  
Please refer to allseating.com for fabric codes.

FABRIC CODE - BACK & CLOSED ARM





# FOSTER® GUEST WIDE TANDEM END UNIT

DESIGN | ALLSEATING GSA SIN | 33721

**BASE PRICE | \$1,170**  
**F1219-OA**

Description: Our Guest chair with the flexibility to create your own multiple seat arrangements.  
Suggested Applications: Lobbies, Waiting Rooms.

## FEATURES

- Clean Out Areas
- 16 Gauge Tubular Steel Frame
- Steel Seat Frame
- High Density Seat Foam
- Latex, lead and mercury free
- Flex Back
- Active Seat Suspension
- Wallsaver Frame Design
- Black non-marring polyethylene glides
- Optional Ganging Kit
- Arm caps designed for easy ingress and egress

## DIMENSIONS

- OVERALL: 34"H | 26.25"W | 24.75"D
- Seat: 18"H | 24"W | 19"D
- Back: 16"H | 24"W
- Arm: 26.25"H
- COM Seat: 1 yard
- COM Back: 1.5 yards
- COM Closed Arm: 0.75 yard

## PRODUCT WEIGHT

- 33 lbs. | 35 lbs. with Closed Arms.

MODEL CODE	Grade 1	Grade 2/COM	Grade 3	Grade 4/COL	Grade 5	Grade 6	Grade 7	Grade 8	Leather 1	Leather 2	Leather 3
<b>F0219</b>	\$1,294	\$1,322	\$1,340	\$1,364	\$1,385	\$1,422	\$1,464	\$1,511	\$1,614	\$1,659	\$1,796
<b>F1219 BACK</b>	\$702	\$744	\$771	\$807	\$839	\$894	\$957	\$1,028	\$1,181	\$1,250	\$1,455
<b>F1219 SEAT</b>	\$468	\$496	\$514	\$538	\$559	\$596	\$638	\$685	\$788	\$833	\$970
<b>CA</b>	\$128	\$149	\$163	\$181	\$196	\$224	\$256	\$291	\$368	\$402	\$505

\*FOR FULLY UPHOLSTERED MODELS COMBINE SEAT AND BACK GRADED PRICE FOR BASE LIST

SERIES	F0	Guest Mesh	QS	\$
	F1	Guest Upholstered	•	-
BACK STYLE	2	Midback Wide	•	VAR
LEG	19	Tandem End	•	-
ARM	OA	Open Arm	•	-
	CA	Closed Arm		VAR
ARM CAP FINISH	TP	Taupe Polyurethane	•	\$38
	GR	Grey Polyurethane	•	\$38
	BK	Black Polyurethane	•	\$38
	HRM	Hard Rock Maple Wood Cap	•	\$65
	RC	Rustic Cherry Wood Cap	•	\$65
	CP	Chocolate Pear Wood Cap	•	\$65
	BI	Corian Bisque		\$100
	SR	Corian Silverite		\$150
FRAME FINISH	BM	Bronze Matte	•	-
	SVR	Silver	•	-
	MG	Metallic Gunmetal		\$50
BACK MESH	M2	M2 Mesh (not all colors are QS)	•	\$28
	M3	M3 Mesh	•	-
	MB	Moisture Barrier (Seat only)		\$90
OPTIONS	CL	CAL TB133 (MESH)		\$95
	CL	CAL TB133 (UPH)		\$110
FREIGHT OPTIONS	KD	Knocked Down	•	-
	BW	Blanket Wrapped - Fully Assembled (25 seat minimum)		\$75
FREIGHT REQUIREMENTS	AS	Allseating Standard		-
	FQ	Special Freight Instructions (Call for Quote)		VAR
	GD	Guaranteed Delivery Date and Time (Call for Quote)		VAR

## NOTES

- Warranted for users up to 500 lbs
- \*For fully upholstered models, combine seat and back graded price for base list
- This product meets the requirements set forth in ANSI/BIFMA HCF8.1.
- Shipped ready to assemble.
- Maximum order quantities apply to Quick Ship program, contact Sales Support for details.

## TO ORDER SIMPLY FILL IN THE BLANKS

<input type="text"/>	-	<input type="text" value="2"/>	-	<input type="text" value="19"/>	-	<input type="text"/>	-	<input type="text"/>	-	<input type="text"/>	-	<input type="text"/>	-	<input type="text"/>	-	<input type="text"/>	-	<input type="text"/>	-	<input type="text"/>
SERIES		BACK STYLE		LEG		ARM		ARM CAP FINISH		FRAME FINISH		BACK MESH - OPTIONS		FREIGHT OPTION		FREIGHT REQUIREMENTS		FABRIC CODE - SEAT		FABRIC CODE - BACK & CLOSED ARM

For additional options separate with (-) hyphen.

Please refer to allseating.com for fabric codes.





# FOSTER® GUEST PLUS TANDEM START UNIT

DESIGN | ALLSEATING GSA SIN | 33721

**BASE PRICE | \$1,539**  
**F1417-OA**

Description: Our Guest chair with the flexibility to create your own multiple seat arrangements.

Suggested Applications: Lobbies, Waiting Rooms.

## FEATURES

- Clean Out Areas
- 16 Gauge Tubular Steel Frame
- Steel Seat Frame
- High Density Seat Foam
- Latex, lead and mercury free
- Flex Back
- Active Seat Suspension
- Wallsaver Frame Design
- Black non-marring polyethylene glides
- Optional Ganging Kit
- Arm caps designed for easy ingress and egress

## DIMENSIONS

- OVERALL: 34"H | 35"W | 24.75"D
- Seat: 18"H | 30"W | 19"D
- Back: 16"H | 30"W
- Arm: 26.25"H
- COM Seat: 1 yard
- COM Back: 1.5 yards
- COM Closed Arm: 0.75 yard

## PRODUCT WEIGHT

- 44 lbs. | 50 lbs. with Closed Arms.

MODEL CODE	Grade 1	Grade 2/ COM	Grade 3	Grade 4/ COL	Grade 5	Grade 6	Grade 7	Grade 8	Leather 1	Leather 2	Leather 3
<b>F0417</b>	\$1,664	\$1,692	\$1,710	\$1,734	\$1,755	\$1,792	\$1,834	\$1,881	\$1,984	\$2,029	\$2,166
<b>F1417 BACK</b>	\$923	\$965	\$992	\$1,028	\$1,060	\$1,115	\$1,178	\$1,249	\$1,402	\$1,471	\$1,676
<b>F1417 SEAT</b>	\$616	\$644	\$662	\$686	\$707	\$744	\$786	\$833	\$936	\$981	\$1,118
<b>CA</b>	\$255	\$276	\$290	\$308	\$323	\$351	\$383	\$418	\$495	\$529	\$632

\*FOR FULLY UPHOLSTERED MODELS COMBINE SEAT AND BACK GRADED PRICE FOR BASE LIST

SERIES	F0	Guest Mesh	QS	\$
	F1	Guest Upholstered	•	-
BACK STYLE	4	Midback Plus	•	VAR
LEG	17	Tandem Start	•	-
ARM	OA	Open Arm	•	-
	CA	Closed Arm		VAR
ARM CAP FINISH	TP	Taupe Polyurethane	•	\$75
	GR	Grey Polyurethane	•	\$75
	BK	Black Polyurethane	•	\$75
	HRM	Hard Rock Maple Wood Cap	•	\$130
	RC	Rustic Cherry Wood Cap	•	\$130
	CP	Chocolate Pear Wood Cap	•	\$130
	BI	Corian Bisque		\$295
	SR	Corian Silverite		\$395
FRAME FINISH	BM	Bronze Matte	•	-
	SVR	Silver	•	-
	MG	Metallic Gunmetal		\$50
BACK MESH	M2	M2 Mesh (not all colors are QS)	•	\$28
	M3	M3 Mesh	•	-
OPTIONS	MB	Moisture Barrier (Seat only)		\$90
	CL	CAL TB133 (MESH)		\$95
	CL	CAL TB133 (UPH)		\$110
FREIGHT OPTIONS	KD	Knocked Down	•	-
	BW	Blanket Wrapped - Fully Assembled (25 seat minimum)		\$75
FREIGHT REQUIREMENTS	AS	Allseating Standard		-
	FQ	Special Freight Instructions (Call for Quote)		VAR
	GD	Guaranteed Delivery Date and Time (Call for Quote)		VAR

## NOTES

- Warranted for users up to 750 lbs
- \*For fully upholstered models, combine seat and back graded price for base list
- This product meets the requirements set forth in ANSI/BIFMA HCF8.1.
- Shipped ready to assemble.
- Maximum order quantities apply to Quick Ship program, contact Sales Support for details.

## TO ORDER SIMPLY FILL IN THE BLANKS

<input type="text"/>	-	<input type="text" value="4"/>	-	<input type="text" value="17"/>	-	<input type="text"/>	-	<input type="text"/>	-	<input type="text"/>	-	<input type="text"/>	-	<input type="text"/>	-	<input type="text"/>	-	<input type="text"/>	-	<input type="text"/>
SERIES		BACK STYLE		LEG		ARM		ARM CAP FINISH		FRAME FINISH		BACK MESH - OPTIONS		FREIGHT OPTION		FREIGHT REQUIREMENTS		FABRIC CODE - SEAT		FABRIC CODE - BACK & CLOSED ARM

For additional options separate with (-) hyphen.

Please refer to allseating.com for fabric codes.



# FOSTER® GUEST PLUS TANDEM ADD ON UNIT

DESIGN | ALLSEATING GSA SIN | 33721

**BASE PRICE | \$1,388**  
**F1418-OA**

Description: Our Guest chair with the flexibility to create your own multiple seat arrangements.  
Suggested Applications: Lobbies, Waiting Rooms.

FEATURES

- Clean Out Areas
- 16 Gauge Tubular Steel Frame
- Steel Seat Frame
- High Density Seat Foam
- Latex, lead and mercury free
- Flex Back
- Active Seat Suspension
- Wallsaver Frame Design
- Black non-marring polyethylene glides
- Optional Ganging Kit
- Arm caps designed for easy ingress and egress

DIMENSIONS

- OVERALL: 34"H | 35"W | 29.75"D
- Seat: 18"H | 30"W | 19"D
- Back: 16"H | 30"W
- Arm: 26.25"H
- COM Seat: 1 yard
- COM Back: 1.5 yards
- COM Closed Arm: 0.75 yard

PRODUCT WEIGHT

- 37 lbs. | 39 lbs. with Closed Arms.

MODEL CODE	Grade 1	Grade 2/ COM	Grade 3	Grade 4/ COL	Grade 5	Grade 6	Grade 7	Grade 8	Leather 1	Leather 2	Leather 3
F0418	\$1,508	\$1,536	\$1,554	\$1,578	\$1,599	\$1,636	\$1,678	\$1,725	\$1,828	\$1,873	\$2,010
F1418 BACK	\$833	\$875	\$902	\$938	\$970	\$1,025	\$1,088	\$1,159	\$1,312	\$1,381	\$1,586
F1418 SEAT	\$555	\$583	\$601	\$625	\$646	\$683	\$725	\$772	\$875	\$920	\$1,057
CA	\$128	\$149	\$163	\$181	\$196	\$224	\$256	\$291	\$368	\$402	\$505

\*FOR FULLY UPHOLSTERED MODELS COMBINE SEAT AND BACK GRADED PRICE FOR BASE LIST

SERIES	F0	Guest Mesh	QS	\$
	F1	Guest Upholstered	•	-
BACK STYLE	4	Midback Plus	•	VAR
LEG	18	Tandem Add On	•	-
ARM	OA	Open Arm	•	-
	CA	Closed Arm		VAR
ARM CAP FINISH	TP	Taupe Polyurethane	•	\$38
	GR	Grey Polyurethane	•	\$38
	BK	Black Polyurethane	•	\$38
	HRM	Hard Rock Maple Wood Cap	•	\$65
	RC	Rustic Cherry Wood Cap	•	\$65
	CP	Chocolate Pear Wood Cap	•	\$65
	BI	Corian Bisque		\$150
	SR	Corian Silverite		\$200
FRAME FINISH	BM	Bronze Matte	•	-
	SVR	Silver	•	-
	MG	Metallic Gunmetal		\$50
BACK MESH (if applicable)	M2	M2 Mesh (not all colors are QS)	•	\$28
	M3	M3 Mesh	•	-
OPTIONS	MB	Moisture Barrier (Seat only)		\$90
	CL	CAL TB133 (MESH)		\$95
	CL	CAL TB133 (UPH)		\$110
FREIGHT OPTIONS	KD	Knocked Down	•	-
	BW	Blanket Wrapped - Fully Assembled (25 seat minimum)		\$75
FREIGHT REQUIREMENTS	AS	Allseating Standard		-
	FQ	Special Freight Instructions (Call for Quote)		VAR
	GD	Guaranteed Delivery Date and Time (Call for Quote)		VAR

NOTES

- Warranted for users up to 750 lbs
- \*For fully upholstered models, combine seat and back graded price for base list
- This product meets the requirements set forth in ANSI/BIFMA HCF8.1.
- Shipped ready to assemble.
- Maximum order quantities apply to Quick Ship program, contact Sales Support for details.

TO ORDER SIMPLY FILL IN THE BLANKS

SERIES

4

18

ARM

ARM CAP FINISH

FRAME FINISH


BACK MESH - OPTIONS  
For additional options separate with (-) hyphen.

FREIGHT OPTION

FREIGHT REQUIREMENTS

FABRIC CODE - SEAT  
Please refer to allseating.com for fabric codes.

FABRIC CODE - BACK & CLOSED ARM



# FOSTER® GUEST PLUS TANDEM END UNIT

DESIGN | ALLSEATING GSA SIN | 33721

**BASE PRICE | \$1,362**  
**F1419-OA**

Description: Our Guest chair with the flexibility to create your own multiple seat arrangements.  
Suggested Applications: Lobbies, Waiting Rooms.

## FEATURES

- Clean Out Areas
- 16 Gauge Tubular Steel Frame
- Steel Seat Frame
- High Density Seat Foam
- Latex, lead and mercury free
- Flex Back
- Active Seat Suspension
- Wallsaver Frame Design
- Black non-marring polyethylene glides
- Optional Ganging Kit
- Arm caps designed for easy ingress and egress

## DIMENSIONS

- OVERALL: 34"H | 32.5"W | 24.75"D
- Seat: 18"H | 30"W | 19"D
- Back: 16"H | 30"W
- Arm: 26.25"H
- COM Seat: 1 yard
- COM Back: 1.5 yards
- COM Closed Arm: 0.75 yard

## PRODUCT WEIGHT

- 37 lbs. | 39 lbs. with Closed Arms.

MODEL CODE	Grade 1	Grade 2/ COM	Grade 3	Grade 4/ COL	Grade 5	Grade 6	Grade 7	Grade 8	Leather 1	Leather 2	Leather 3
<b>F0419</b>	\$1,492	\$1,520	\$1,538	\$1,562	\$1,583	\$1,620	\$1,662	\$1,709	\$1,812	\$1,857	\$1,994
<b>F1419 BACK</b>	\$817	\$859	\$886	\$922	\$954	\$1,009	\$1,072	\$1,143	\$1,296	\$1,365	\$1,570
<b>F1419 SEAT</b>	\$545	\$573	\$591	\$615	\$636	\$673	\$715	\$762	\$865	\$910	\$1,047
<b>CA</b>	\$128	\$149	\$163	\$181	\$196	\$224	\$256	\$291	\$368	\$402	\$505

\*FOR FULLY UPHOLSTERED MODELS COMBINE SEAT AND BACK GRADED PRICE FOR BASE LIST

SERIES	F0	Guest Mesh	QS	\$
	F1	Guest Upholstered	•	-
BACK STYLE	4	Midback Plus	•	VAR
LEG	19	Tandem End	•	-
ARM	OA	Open Arm	•	-
	CA	Closed Arm		VAR
ARM CAP FINISH	TP	Taupe Polyurethane	•	\$38
	GR	Grey Polyurethane	•	\$38
	BK	Black Polyurethane	•	\$38
	HRM	Hard Rock Maple Wood Cap	•	\$65
	RC	Rustic Cherry Wood Cap	•	\$65
	CP	Chocolate Pear Wood Cap	•	\$65
	BI	Corian Bisque		\$150
	SR	Corian Silverite		\$200
FRAME FINISH	BM	Bronze Matte	•	-
	SVR	Silver	•	-
	MG	Metallic Gunmetal		\$50
BACK MESH (If Applicable)	M2	M2 Mesh (not all colors are QS)	•	\$28
	M3	M3 Mesh	•	-
OPTIONS	MB	Moisture Barrier (Seat only)		\$90
	CL	CAL TB133 (MESH)		\$95
	CL	CAL TB133 (UPH)		\$110
FREIGHT OPTIONS	KD	Knocked Down	•	-
	BW	Blanket Wrapped - Fully Assembled (25 seat minimum)		\$75
FREIGHT REQUIREMENTS	AS	Allseating Standard		-
	FQ	Special Freight Instructions (Call for Quote)		VAR
	GD	Guaranteed Delivery Date and Time (Call for Quote)		VAR

## NOTES

- Warranted for users up to 750 lbs
- \*For fully upholstered models, combine seat and back graded price for base list
- This product meets the requirements set forth in ANSI/BIFMA HCF8.1.
- Shipped ready to assemble.
- Maximum order quantities apply to Quick Ship program, contact Sales Support for details.

## TO ORDER SIMPLY FILL IN THE BLANKS

<input type="text"/>	-	<input type="text" value="4"/>	-	<input type="text" value="19"/>	-	<input type="text"/>	-	<input type="text"/>	-	<input type="text"/>	-	<input type="text"/>	-	<input type="text"/>	-	<input type="text"/>	-	<input type="text"/>	-	<input type="text"/>
SERIES		BACK STYLE		LEG		ARM		ARM CAP FINISH		FRAME FINISH		BACK MESH - OPTIONS		FREIGHT OPTION		FREIGHT REQUIREMENTS		FABRIC CODE - SEAT		FABRIC CODE - BACK & CLOSED ARM

For additional options separate with (-) hyphen.

Please refer to allseating.com for fabric codes.



# FOSTER® LOUNGE SINGLE

DESIGN | ALLSEATING  
OPEN MARKET

BASE PRICE | \$2,626  
F2010-OA

Influenced by residential and hospitality design, Foster lounge furniture offers a deeper, wider seat and superior comfort.  
Suggested Applications:  
Waiting Rooms, Patient Rooms, Resident Rooms.

MODEL CODE	Grade 1	Grade 2/ COM	Grade 3	Grade 4/ COL	Grade 5	Grade 6	Grade 7	Grade 8	Leather 1	Leather 2	Leather 3
F2010 BACK	\$1,418	\$1,467	\$1,499	\$1,541	\$1,577	\$1,642	\$1,716	\$1,798	\$1,977	\$2,057	\$2,297
F2010 SEAT	\$1,208	\$1,250	\$1,277	\$1,313	\$1,345	\$1,400	\$1,463	\$1,534	\$1,687	\$1,756	\$1,961
CA	\$255	\$304	\$336	\$378	\$414	\$479	\$553	\$635	\$814	\$894	\$1,134

\*FOR FULLY UPHOLSTERED MODELS COMBINE SEAT AND BACK GRADED PRICE FOR BASE LIST

SERIES	F2	Lounge	QS	\$
BACK STYLE	0	Midback		VAR
LEG	10	Single		-
ARM	OA	Open Arm		-
	NA	No Arm		-
	CA	Closed Arm		VAR
ARM CAP FINISH	TP	Taupe Polyurethane		\$80
	GR	Grey Polyurethane		\$80
	BK	Black Polyurethane		\$80
	HRM	Hard Rock Maple Wood Cap		\$140
	RC	Rustic Cherry Wood Cap		\$140
	CP	Chocolate Pear Wood Cap		\$140
	BI	Corian Bisque		\$295
	SR	Corian Silverite		\$395
FRAME FINISH	BM	Bronze Matte		-
	SVR	Silver		-
	MG	Metallic Gunmetal		\$50
OPTIONS	MB	Moisture Barrier (Seat only)		\$90
	CL	CAL TB133		\$210
	TL	Tablet Left   Closed Arm Only		\$720
	TR	Tablet Right   Closed Arm Only		\$720
FREIGHT OPTIONS	KD	Knocked Down		-
	BW	Blanket Wrapped - Fully Assembled (25 seat minimum)		\$75
FREIGHT REQUIREMENTS	AS	Allseating Standard		-
	FQ	Special Freight Instructions (Call for Quote)		VAR
	GD	Guaranteed Delivery Date and Time (Call for Quote)		VAR

## FEATURES

- Clean Out Areas
- 16 Gauge Tubular Steel Frame
- Steel Seat Frame
- Multi Layered High Density Seat Foam
- Latex, lead and mercury free
- Wallsaver Frame Design
- Black non-marring polyethylene glides
- Arm caps designed for easy ingress and egress

## DIMENSIONS

- OVERALL: 33"H | 28"W | 30.25"D
- Seat: 17.5"H | 23"W | 20"D
- Back: 13.5"H | 22"W
- Arm: 26.26"H
- COM Seat: 1.5 yards
- COM Back: 1.75 yards
- COM Closed Arm: 1.75 yards

## PRODUCT WEIGHT

- 57 lbs. | 68 lbs. with Closed Arms.

## NOTES

- Ships knocked down.
- Warranted for users up to 350 lbs
- \*For fully upholstered models, combine seat and back graded price for base list
- This product meets the requirements set forth in ANSI/BIFMA HCF8.1.

## TO ORDER SIMPLY FILL IN THE BLANKS

F2	0	10									
SERIES	BACK STYLE	LEG	ARM	ARM CAP FINISH	FRAME FINISH	OPTIONS For additional options separate with (-) hyphen.	FREIGHT OPTION	FREIGHT REQUIREMENTS	FABRIC CODE - SEAT Please refer to allseating.com for fabric codes.	FABRIC CODE - BACK & CLOSED ARM	



# FOSTER® LOUNGE PLUS

DESIGN | ALLSEATING  
OPEN MARKET

**BASE PRICE | \$3,125**  
**F2410-OA**

Influenced by residential and hospitality design, Foster lounge furniture offers a deeper, wider seat and superior comfort.  
Suggested Applications:  
Waiting Rooms, Patient Rooms, Resident Rooms.

## FEATURES

- Clean Out Areas
- 16 Gauge Tubular Steel Frame
- Steel Seat Frame
- Multi Layered High Density Seat Foam
- Latex, lead and mercury free
- Wallsaver Frame Design
- Black non-marring polyethylene glides
- Arm caps designed for easy ingress and egress

## DIMENSIONS

- OVERALL: 33"H | 35"W | 30.25"D
- Seat: 17.5"H | 30"W | 20"D
- Back: 13.5"H | 30"W
- Arm: 26.26"H
- COM Seat: 1.5 yards
- COM Back: 1.75 yards
- COM Closed Arm: 1.75 yards

## PRODUCT WEIGHT

- 57 lbs. | 68 lbs. with Closed Arms.

MODEL CODE	Grade 1	Grade 2/ COM	Grade 3	Grade 4/ COL	Grade 5	Grade 6	Grade 7	Grade 8	Leather 1	Leather 2	Leather 3
F2410 BACK	\$1,687	\$1,743	\$1,779	\$1,827	\$1,869	\$1,943	\$2,027	\$2,121	\$2,326	\$2,417	\$2,691
F2410 SEAT	\$1,438	\$1,487	\$1,519	\$1,561	\$1,597	\$1,662	\$1,736	\$1,818	\$1,997	\$2,077	\$2,317
CA	\$255	\$304	\$336	\$378	\$414	\$479	\$553	\$635	\$814	\$894	\$1,134

\*FOR FULLY UPHOLSTERED MODELS COMBINE SEAT AND BACK GRADED PRICE FOR BASE LIST

SERIES	F2	Lounge	QS	\$
BACK STYLE	4	Midback Plus		VAR
LEG	10	Single		-
ARM	OA	Open Arm		-
	NA	No Arm		-
	CA	Closed Arm		VAR
ARM CAP FINISH	TP	Taupe Polyurethane		\$80
	GR	Grey Polyurethane		\$80
	BK	Black Polyurethane		\$80
	HRM	Hard Rock Maple Wood Cap		\$140
	RC	Rustic Cherry Wood Cap		\$140
	CP	Chocolate Pear Wood Cap		\$140
	BI	Corian Bisque		\$295
	SR	Corian Silverite		\$395
FRAME FINISH	BM	Bronze Matte		-
	SVR	Silver		-
	MG	Metallic Gunmetal		\$50
OPTIONS	MB	Moisture Barrier (Seat only)		\$90
	CL	CAL TB133		\$210
FREIGHT OPTIONS	KD	Knocked Down		-
	BW	Blanket Wrapped - Fully Assembled (25 seat minimum)		\$75
FREIGHT REQUIREMENTS	AS	Allseating Standard		-
	FQ	Special Freight Instructions (Call for Quote)		VAR
	GD	Guaranteed Delivery Date and Time (Call for Quote)		VAR

## NOTES

- Ships knocked down.
- Warranted for users up to 500 lbs
- \*For fully upholstered models, combine seat and back graded price for base list
- This product meets the requirements set forth in ANSI/BIFMA HCF8.1.

## TO ORDER SIMPLY FILL IN THE BLANKS

F2	4	10									
SERIES	BACK STYLE	LEG	ARM	ARM CAP FINISH	FRAME FINISH	OPTIONS For additional options separate with (-) hyphen.	FREIGHT OPTION	FREIGHT REQUIREMENTS	FABRIC CODE - SEAT Please refer to allseating.com for fabric codes.	FABRIC CODE - BACK & CLOSED ARM	



# FOSTER® LOUNGE DOUBLE

DESIGN | ALLSEATING  
OPEN MARKET

**BASE PRICE | \$3,585**  
**F2020-OA**

Influenced by residential and hospitality design, Foster lounge furniture offers a deeper, wider seat and superior comfort. A streamlined two-seater maximizes space.

Suggested Applications:  
Waiting Rooms, Patient Rooms, Resident Rooms.

## FEATURES

- Clean Out Areas
- 16 Gauge Tubular Steel Frame
- Steel Seat Frame
- Multi Layered High Density Seat Foam
- Latex, lead and mercury free
- Wallsaver Frame Design
- Black non-marring polyethylene glides
- Arm caps designed for easy ingress and egress

## DIMENSIONS

- OVERALL: 33"H | 51.5"W | 30.25"D
- Seat: 17.5"H | 23"W (Per Seat) | 20"D
- Back: 15.5"H | 25.5"W (Per Seat)
- Arm: 26.25"H
- COM Seat: 2 yards
- COM Back: 2.5 yards
- COM Closed Arm: 1.75 yards

## PRODUCT WEIGHT

- 96 lbs. | 107 lbs. with Closed Arms.

MODEL CODE	Grade 1	Grade 2/ COM	Grade 3	Grade 4/ COL	Grade 5	Grade 6	Grade 7	Grade 8	Leather 1	Leather 2	Leather 3
<b>F2020 BACK</b>	\$2,008	\$2,078	\$2,123	\$2,183	\$2,236	\$2,328	\$2,433	\$2,551	\$2,807	\$2,921	\$3,263
<b>F2020 SEAT</b>	\$1,577	\$1,633	\$1,669	\$1,717	\$1,759	\$1,833	\$1,917	\$2,011	\$2,216	\$2,307	\$2,581
<b>CA</b>	\$255	\$304	\$336	\$378	\$414	\$479	\$553	\$635	\$814	\$894	\$1,134

\*FOR FULLY UPHOLSTERED MODELS COMBINE SEAT AND BACK GRADED PRICE FOR BASE LIST

SERIES	F2	Lounge	QS	\$
BACK STYLE	0	Midback		VAR
LEG	20	Double		-
ARM	OA	Open Arm		-
	NA	No Arm		-
	CA	Closed Arm		VAR
ARM CAP FINISH	TP	Taupe Polyurethane		\$80
	GR	Grey Polyurethane		\$80
	BK	Black Polyurethane		\$80
	HRM	Hard Rock Maple Wood Cap		\$140
	RC	Rustic Cherry Wood Cap		\$140
	CP	Chocolate Pear Wood Cap		\$140
	BI	Corian Bisque		\$295
	SR	Corian Silverite		\$395
FRAME FINISH	BM	Bronze Matte		-
	SVR	Silver		-
	MG	Metallic Gunmetal		\$50
OPTIONS	MB	Moisture Barrier (Seat only)		\$180
	CL	CAL TB133		\$315
FREIGHT OPTIONS	KD	Knocked Down		-
	BW	Blanket Wrapped - Fully Assembled (25 seat minimum)		\$150
FREIGHT REQUIREMENTS	AS	Allseating Standard		-
	FQ	Special Freight Instructions (Call for Quote)		VAR
	GD	Guaranteed Delivery Date and Time (Call for Quote)		VAR

## NOTES

- Ships knocked down.
- Warranted for users up to 500 lbs/seat.
- \*For fully upholstered models, combine seat and back graded price for base list
- This product meets the requirements set forth in ANSI/BIFMA HCF8.1.

## TO ORDER SIMPLY FILL IN THE BLANKS

<b>F2</b>	<b>0</b>	<b>20</b>								
SERIES	BACK STYLE	LEG	ARM	ARM CAP FINISH	FRAME FINISH	OPTIONS For additional options separate with (-) hyphen.	FREIGHT OPTION	FREIGHT REQUIREMENTS	FABRIC CODE - SEAT Please refer to allseating.com for fabric codes.	FABRIC CODE - BACK & CLOSED ARM



# FOSTER® LOUNGE TRIPLE

DESIGN | ALLSEATING  
OPEN MARKET

## FEATURES

- Clean Out Areas
- 16 Gauge Tubular Steel Frame
- Steel Seat Frame
- Multi Layered High Density Seat Foam
- Latex, lead and mercury free
- Wallsaver Frame Design
- Black non-marring polyethylene glides
- Arm caps designed for easy ingress and egress

## DIMENSIONS

- OVERALL: 33"H | 75"W | 30.25"D
- Seat: 17.5"H | 23"W (Per Seat) | 20"D
- Back: 15.5"H | 24"W (Per Seat)
- Arm: 26.25"H
- COM Seat: 3.25 yards
- COM Back: 3.5 yards
- COM Closed Arm: 1.75 yards

## PRODUCT WEIGHT

- 135 lbs. | 146 lbs. with Closed Arms.

**BASE PRICE | \$4,512**  
**F2030-OA**

Influenced by residential and hospitality design, Foster lounge furniture offers a deeper, wider seat and superior comfort. A stylish three-seater maximizes space.

Suggested Applications:  
Waiting Rooms, Patient Rooms, Resident Rooms.

MODEL CODE	Grade 1	Grade 2/ COM	Grade 3	Grade 4/ COL	Grade 5	Grade 6	Grade 7	Grade 8	Leather 1	Leather 2	Leather 3
F2030 BACK	\$2,346	\$2,437	\$2,496	\$2,574	\$2,642	\$2,762	\$2,899	\$3,051	\$3,384	\$3,532	\$3,978
F2030 SEAT	\$2,166	\$2,250	\$2,304	\$2,376	\$2,439	\$2,550	\$2,676	\$2,817	\$3,125	\$3,261	\$3,672
CA	\$255	\$304	\$336	\$378	\$414	\$479	\$553	\$635	\$814	\$894	\$1,134

\*FOR FULLY UPHOLSTERED MODELS COMBINE SEAT AND BACK GRADED PRICE FOR BASE LIST

SERIES	F2	Lounge	QS	\$
BACK STYLE	0	Midback		VAR
LEG	30	Triple		-
ARM	OA	Open Arm		-
	NA	No Arm		-
	CA	Closed Arm		VAR
ARM CAP FINISH	TP	Taupe Polyurethane		\$80
	GR	Grey Polyurethane		\$80
	BK	Black Polyurethane		\$80
	HRM	Hard Rock Maple Wood Cap		\$140
	RC	Rustic Cherry Wood Cap		\$140
	CP	Chocolate Pear Wood Cap		\$140
	BI	Corian Bisque		\$295
	SR	Corian Silverite		\$395
FRAME FINISH	BM	Bronze Matte		-
	SVR	Silver		-
	MG	Metallic Gunmetal		\$50
OPTIONS	MB	Moisture Barrier (Seat only)		\$270
	CL	CAL TB133		\$420
FREIGHT OPTIONS	KD	Knocked Down		-
	BW	Blanket Wrapped - Fully Assembled (25 seat minimum)		\$225
FREIGHT REQUIREMENTS	AS	Allseating Standard		-
	FQ	Special Freight Instructions (Call for Quote)		VAR
	GD	Guaranteed Delivery Date and Time (Call for Quote)		VAR

## NOTES

- Ships knocked down.
- Warranted for users up to 500 lbs/seat.
- \*For fully upholstered models, combine seat and back graded price for base list
- This product meets the requirements set forth in ANSI/BIFMA HCF8.1.

## TO ORDER SIMPLY FILL IN THE BLANKS

F2	-	0	-	30	-		-		-		-		-		-		-		-	
SERIES		BACK STYLE		LEG		ARM		ARM CAP FINISH		FRAME FINISH		OPTIONS For additional options separate with (-) hyphen.		FREIGHT OPTION		FREIGHT REQUIREMENTS		FABRIC CODE - SEAT Please refer to allseating.com for fabric codes.		FABRIC CODE - BACK & CLOSED ARM





# FOSTER<sup>®</sup> BENCH SINGLE

DESIGN | ALLSEATING  
GSA SIN | 33721

**BASE PRICE | \$1,112**  
**F3X40**

Waiting may never be easy, but it never has to be hard. The same webbed suspension seat and supportive seat cushions make Foster benches a comfortable spot to wait.

Suggested Applications:  
Lobbies, Waiting Rooms, Patient Rooms, Resident Rooms.

## FEATURES

- 16 Gauge Tubular Steel Frame
- Multi Layered High Density Seat Foam
- Latex, lead and mercury free
- Black non-marring polyethylene glides

## DIMENSIONS

- OVERALL: 18"H | 24"W | 24"D
- Seat: 18"H | 24"W | 24"D
- COM Seat: 1.75 yards

## PRODUCT WEIGHT

- 27 lbs.

Code	Grade 1	Grade 2/ COM	Grade 3	Grade 4/ COL	Grade 5	Grade 6	Grade 7	Grade 8	Leather 1	Leather 2	Leather 3
F3X40	\$1,112	\$1,161	\$1,193	\$1,235	\$1,271	\$1,336	\$1,410	\$1,492	\$1,671	\$1,751	\$1,991

SERIES	F3	Bench	QS	\$
BACK STYLE	X	No Back		-
LEG	40	Single		-
FRAME FINISH	BM	Bronze Matte		-
	SVR	Silver		-
	MG	Metallic Gunmetal		\$50
OPTIONS	MB	Moisture Barrier		\$90
	CL	CAL TB133		\$110
FREIGHT OPTIONS	FA	Fully Assembled [25 seat minimum]		-
	BW	Blanket Wrapped - Fully Assembled (25 seat minimum)		\$75
FREIGHT REQUIREMENTS	AS	Allseating Standard		-
	FQ	Special Freight Instructions (Call for Quote)		VAR
	GD	Guaranteed Delivery Date and Time (Call for Quote)		VAR

## NOTES

- Ships fully assembled.
- Warranted for users up to 350 lbs
- This product meets the requirements set forth in ANSI/BIFMA HCF8.1.
- Covers are not replaceable

## TO ORDER SIMPLY FILL IN THE BLANKS

<b>F3</b>	-	<b>X</b>	-	<b>40</b>	-		-		-		-		-	
<b>SERIES</b>		<b>BACK STYLE</b>		<b>LEG</b>		<b>FRAME FINISH</b>		<b>OPTIONS</b> For additional options separate with (-) hyphen.		<b>FREIGHT OPTION</b>		<b>FREIGHT REQUIREMENTS</b>		<b>FABRIC CODE</b> Please refer to allseating.com for fabric codes.



# FOSTER® BENCH DOUBLE

DESIGN | ALLSEATING  
GSA SIN | 33721

**BASE PRICE | \$1,882**  
**F3X41**

Waiting may never be easy, but it never has to be hard. The same webbed suspension seat and supportive seat cushions make Foster benches a comfortable spot to wait.

Suggested Applications:  
Lobbies, Waiting Rooms, Patient Rooms, Resident Rooms.

## FEATURES

- 16 Gauge Tubular Steel Frame
- Multi Layered High Density Seat Foam
- Latex, lead and mercury free
- Black non-marring polyethylene glides

## DIMENSIONS

- OVERALL: 18.5"H | 59"W | 24"D
- Seat: 18"H | 59"W | 24"D
- COM Seat: 3.25 yards

## PRODUCT WEIGHT

- 48 lbs.

Code	Grade 1	Grade 2/ COM	Grade 3	Grade 4/ COL	Grade 5	Grade 6	Grade 7	Grade 8	Leather 1	Leather 2	Leather 3
F3X41	\$1,882	\$1,973	\$2,032	\$2,110	\$2,178	\$2,298	\$2,435	\$2,587	\$2,920	\$3,068	\$3,514

SERIES	F3	Bench	QS	\$
BACK STYLE	X	No Back		-
LEG	41	Double		-
FRAME FINISH	BM	Bronze Matte		-
	SVR	Silver		-
	MG	Metallic Gunmetal		\$50
OPTIONS	MB	Moisture Barrier		\$180
	CL	CAL TB133		\$220
FREIGHT OPTIONS	FA	Fully Assembled [25 seat minimum]		-
	BW	Blanket Wrapped - Fully Assembled (25 seat minimum)		\$150
FREIGHT REQUIREMENTS	AS	Allseating Standard		-
	FQ	Special Freight Instructions (Call for Quote)		VAR
	GD	Guaranteed Delivery Date and Time (Call for Quote)		VAR

## NOTES

- Ships fully assembled.
- Warranted for users up to 350 lbs/seat.
- This product meets the requirements set forth in ANSI/BIFMA HCF8.1.
- Covers are not replaceable

## TO ORDER SIMPLY FILL IN THE BLANKS

<b>F3</b>	-	<b>X</b>	-	<b>41</b>	-		-		-		-		-	
<b>SERIES</b>		<b>BACK STYLE</b>		<b>LEG</b>		<b>FRAME FINISH</b>		<b>OPTIONS</b> For additional options separate with (-) hyphen.		<b>FREIGHT OPTION</b>		<b>FREIGHT REQUIRE- MENTS</b>		<b>FABRIC CODE</b> Please refer to allseating.com for fabric codes.



# FOSTER® BENCH DOUBLE WITH TABLE

DESIGN | ALLSEATING  
GSA SIN | 33721

BASE PRICE | \$2,610  
F3X42

Comfortable Foster benches combined with a convenient wood table for personal items.  
Suggested Applications:  
Lobbies, Waiting Rooms, Patient Rooms, Resident Rooms.

Code	Grade 1	Grade 2/COM	Grade 3	Grade 4/COL	Grade 5	Grade 6	Grade 7	Grade 8	Leather 1	Leather 2	Leather 3
F3X42	\$2,610	\$2,673	\$2,714	\$2,768	\$2,815	\$2,898	\$2,993	\$3,098	\$3,329	\$3,431	\$3,740

FEATURES

- 16 Gauge Tubular Steel Frame
- Multi Layered High Density Seat Foam
- Latex, lead and mercury free
- Black non-marring polyethylene glides
- Table is laminate finish

DIMENSIONS

- OVERALL: 18.5"H | 59"W | 24"D
- Seat: 18"H | 24"W | 21"D (X2)
- Table: 21"W | 11"D
- COM Seat: 2.25 yards

PRODUCT WEIGHT

- 64 lbs.

SERIES	F3	Bench	QS	\$
BACK STYLE	X	No Back		-
LEG	42	Double With Table		-
FRAME FINISH	BM	Bronze Matte		-
	SVR	Silver		-
	MG	Metallic Gunmetal		\$50
TABLE FINISH	DW	Designer White		-
	HRM	Hard Rock Maple		-
	RC	Rustic Cherry		-
	CP	Chocolate Pear		-
OPTIONS	MB	Moisture Barrier		\$180
	CL	CAL TB133		\$185
FREIGHT OPTIONS	FA	Fully Assembled [25 seat minimum]		-
	BW	Blanket Wrapped - Fully Assembled (25 seat minimum)		\$105
FREIGHT REQUIREMENTS	AS	Allseating Standard		-
	FQ	Special Freight Instructions (Call for Quote)		VAR
	GD	Guaranteed Delivery Date and Time (Call for Quote)		VAR

NOTES

- Ships fully assembled.
- Warranted for users up to 350 lbs/seat.
- This product meets the requirements set forth in ANSI/BIFMA HCF8.1.
- Covers are not replaceable

TO ORDER SIMPLY FILL IN THE BLANKS

F3

-

X

-

42

-

-

-

-

-

-

SERIES

BACK STYLE

LEG

FRAME FINISH

TABLE FINISH

OPTIONS  
For additional options separate with (-) hyphen.

FREIGHT OPTION

FREIGHT REQUIREMENTS

FABRIC CODE  
Please refer to allseating.com for fabric codes.



# FOSTER<sup>®</sup> BENCH LIGHT

DESIGN | ALLSEATING  
GSA SIN | 33721

**BASE PRICE | \$1,279**  
**F3X43**

Waiting may never be easy, but it never has to be hard. The lite bench makes for a comfortable spot to wait and shares the same aesthetic with the free standing tables.

Suggested Applications:  
Lobbies, Waiting Rooms, Patient Rooms, Resident Rooms.

## FEATURES

- 16 Gauge Tubular Steel Frame
- Multi Layered High Density Seat Foam
- Latex, lead and mercury free
- Black non-marring polyethylene glides

## DIMENSIONS

- OVERALL: 18.5"H | 40.5"W | 22.5"D
- Seat: 18"H | 40"W | 23"D
- COM Seat: 1 yard

## PRODUCT WEIGHT

- 28 lbs.

Code	Grade 1	Grade 2/ COM	Grade 3	Grade 4/ COL	Grade 5	Grade 6	Grade 7	Grade 8	Leather 1	Leather 2	Leather 3
F3X43	\$1,279	\$1,307	\$1,325	\$1,349	\$1,370	\$1,407	\$1,449	\$1,496	\$1,599	\$1,644	\$1,781

SERIES	F3	Bench	QS	\$
BACK STYLE	X	No Back		-
LEG	43	Light		-
FRAME FINISH	BM	Bronze Matte		-
	SVR	Silver		-
	MG	Metallic Gunmetal		\$50
OPTIONS	MB	Moisture Barrier		\$90
	CL	CAL TB133		\$95
FREIGHT OPTIONS	FA	Fully Assembled [25 seat minimum]		-
	BW	Blanket Wrapped - Fully Assembled (25 seat minimum)		\$75
FREIGHT REQUIREMENTS	AS	Allseating Standard		-
	FQ	Special Freight Instructions (Call for Quote)		VAR
	GD	Guaranteed Delivery Date and Time (Call for Quote)		VAR

## NOTES

- Ships fully assembled.
- Warranted for users up to 350 lbs/seat.
- This product meets the requirements set forth in ANSI/BIFMA HCF8.1.
- Covers are not replaceable

## TO ORDER SIMPLY FILL IN THE BLANKS

<b>F3</b>	-	<b>X</b>	-	<b>43</b>	-		-		-		-		-	
<b>SERIES</b>		<b>BACK STYLE</b>		<b>LEG</b>		<b>FRAME FINISH</b>		<b>OPTIONS</b> For additional options separate with (-) hyphen.		<b>FREIGHT OPTION</b>		<b>FREIGHT REQUIRE- MENTS</b>		<b>FABRIC CODE</b> Please refer to allseating.com for fabric codes.



# FOSTER® SIDE TABLE

DESIGN | ALLSEATING

GSA SIN | 33721

**BASE PRICE | \$1,173**

**F4X01**

A sleek side table design with a seamless, thermafoil surface. Table frames complement the chair frames to create a cohesive look throughout the facility.

Suggested Applications:  
Waiting Areas, Dining Room, Patient Rooms, Resident.

## FEATURES

- 16 Gauge Tubular Steel Frame
- Seamless Thermofoil Surface
- Black nylon round glides

## DIMENSIONS

- OVERALL: 16"H | 22"W | 22"D

## PRODUCT WEIGHT

- 23 lbs.

SERIES	F4	Table	QS	\$
BACK STYLE	X	No Back		-
LEG	01	Side		-
FRAME FINISH	BM	Bronze Matte		-
	SVR	Silver		-
	MG	Metallic Gunmetal		\$50
TABLE FINISH	DW	Designer White		-
	HRM	Hard Rock Maple		-
	RC	Rustic Cherry		-
	CP	Chocolate Pear		-
FREIGHT OPTIONS	KD	Knocked Down		-
	BW	Blanket Wrapped - Fully Assembled (25 unit minimum)		\$75
FREIGHT REQUIREMENTS	AS	Allseating Standard		-
	FQ	Special Freight Instructions (Call for Quote)		VAR
	GD	Guaranteed Delivery Date and Time (Call for Quote)		VAR

## NOTES

- Ships knocked down.
- Warranted up to 500 lbs.

## TO ORDER SIMPLY FILL IN THE BLANKS

<b>F4</b>	-	<b>X</b>	-	<b>01</b>	-		-		-		-	
<b>SERIES</b>		<b>BACK STYLE</b>		<b>LEG</b>		<b>FRAME FINISH</b>		<b>TABLE FINISH</b>		<b>OPTIONS</b> For additional options separate with (-) hyphen.		<b>FREIGHT OPTION</b>
												<b>FREIGHT REQUIREMENTS</b>

# FOSTER<sup>®</sup> COFFEE TABLE



DESIGN | ALLSEATING

GSA SIN | 33721

**BASE PRICE | \$1,435**

**F4X02**

A sleek coffee table design with a seamless, thermofoil surface. Table frames complement the chair frames to create a cohesive look throughout the facility.

Suggested Applications:  
Waiting Areas, Dining Room, Patient Rooms, Resident Rooms.

## FEATURES

- 16 Gauge Tubular Steel Frame
- Seamless Thermofoil Surface
- Black nylon round glides

## DIMENSIONS

- OVERALL: 16"H | 40"W | 22"D

## PRODUCT WEIGHT

- 35 lbs.

SERIES	F4	Table	QS	\$
BACK STYLE	X	No Back		-
LEG	02	Coffee		-
FRAME FINISH	BM	Bronze Matte		-
	SVR	Silver		-
	MG	Metallic Gunmetal		\$50
TABLE FINISH	DW	Designer White		-
	HRM	Hard Rock Maple		-
	RC	Rustic Cherry		-
	CP	Chocolate Pear		-
FREIGHT OPTIONS	KD	Knocked Down		-
	BW	Blanket Wrapped - Fully Assembled (25 unit minimum)		\$75
FREIGHT REQUIREMENTS	AS	Allseating Standard		-
	FQ	Special Freight Instructions (Call for Quote)		VAR
	GD	Guaranteed Delivery Date and Time (Call for Quote)		VAR

## NOTES

- Ships knocked down.
- Warranted up to 500 lbs.

## TO ORDER SIMPLY FILL IN THE BLANKS

<b>F4</b>	-	<b>X</b>	-	<b>02</b>	-		-		-		-	
SERIES		BACK STYLE		LEG		FRAME FINISH		TABLE FINISH		OPTIONS For additional options separate with (-) hyphen.		FREIGHT OPTION
												FREIGHT REQUIREMENTS

# FOSTER® END TABLES

DESIGN | ALLSEATING

GSA SIN | 33721



**BASE PRICE | \$825**  
**F4X03**

A sleek end table design with a seamless, thermofoil surface. Table frames complement the chair frames to create a cohesive look throughout the facility.

Suggested Applications:  
Waiting Areas, Dining Room, Patient Rooms, Resident Rooms.

## FEATURES

- 16 Gauge Tubular Steel Frame
- Seamless Thermofoil Surface
- Black non-marring polyethylene glides

## DIMENSIONS

- OVERALL: 16"H | 21"W | 23"D

## PRODUCT WEIGHT

- 20 lbs.

Code	List Price	Code	List Price
F4X03	\$825	F4X04	\$825

SERIES	F4	Table	QS	\$
BACK STYLE	X	No Back		-
LEG	03	End (Left)		-
	04	End (Right)		-
FRAME FINISH	BM	Bronze Matte		-
	SVR	Silver		-
	MG	Metallic Gunmetal		\$50
TABLE FINISH	DW	Designer White		-
	HRM	Hard Rock Maple		-
	RC	Rustic Cherry		-
	CP	Chocolate Pear		-
FREIGHT OPTIONS	KD	Knocked Down		-
FREIGHT REQUIREMENTS	AS	Allseating Standard		VAR
	FQ	Special Freight Instructions (Call for Quote)		VAR
	GD	Guaranteed Delivery Date and Time (Call for Quote)		VAR

## NOTES

- Ships knocked down.
- Warranted up to 350 lbs.
- This product meets the requirements set forth in ANSI/BIFMA HCF8.1.
- Add-On tables can connect to any of the guest chairs - standard, wide, bariatric widths as well as multiples.
- They can even connect to patient chairs if necessary with the exception of the sled, rocker and hip chair.
- Lounge units and benches are built on a different platform and cannot be configured with Add-Ons.

## TO ORDER SIMPLY FILL IN THE BLANKS

<b>F4</b>	-	<b>X</b>	-		-		-		-		-	<b>KD</b>	-	
<b>SERIES</b>		<b>BACK STYLE</b>		<b>LEG</b>		<b>FRAME FINISH</b>		<b>TABLE FINISH</b>		<b>OPTIONS</b> For additional options separate with (-) hyphen.		<b>FREIGHT OPTION</b>		<b>FREIGHT REQUIREMENTS</b>



# FOSTER® IN-LINE TABLE

DESIGN | ALLSEATING

GSA SIN | 33721



**BASE PRICE | \$738**

**F4X05**

A sleek design with a seamless, thermofoil surface. Table frames complement the chair frames to create a cohesive look throughout the facility.

Suggested Applications:  
Waiting Areas, Dining Room, Patient Rooms, Resident Rooms.

Code	List Price
F4X05	\$738

## FEATURES

- 16 Gauge Tubular Steel Frame
- Seamless Thermofoil Surface

## DIMENSIONS

- OVERALL: 16"H | 21"W | 23"D

## PRODUCT WEIGHT

- 17 lbs.

SERIES	F4	Table	QS	\$
BACK STYLE	X	No Back		-
LEG	05	In-Line		-
FRAME FINISH	BM	Bronze Matte		-
	SVR	Silver		-
	MG	Metallic Gunmetal		\$50
TABLE FINISH	DW	Designer White		-
	HRM	Hard Rock Maple		-
	RC	Rustic Cherry		-
	CP	Chocolate Pear		-
FREIGHT OPTIONS	KD	Knocked Down		-
FREIGHT REQUIREMENTS	AS	Allseating Standard		-
	FQ	Special Freight Instructions (Call for Quote)		VAR
	GD	Guaranteed Delivery Date and Time (Call for Quote)		VAR

## NOTES

- Ships knocked down.
- Warranted up to 350 lbs.
- This product meets the requirements set forth in ANSI/BIFMA HCF8.1.
- Add-On tables can connect to any of the guest chairs - standard, wide, bariatric widths as well as multiples.
- They can even connect to patient chairs if necessary with the exception of the sled, rocker and hip chair.
- Lounge units and benches are built on a different platform and cannot be configured with Add-Ons.

## TO ORDER SIMPLY FILL IN THE BLANKS

<b>F4</b>	-	<b>X</b>	-	<b>05</b>	-		-		-	<b>KD</b>	-	
<b>SERIES</b>		<b>BACK STYLE</b>		<b>LEG</b>		<b>FRAME FINISH</b>		<b>TABLE FINISH</b>		<b>OPTIONS</b> For additional options separate with (-) hyphen.		<b>FREIGHT OPTION</b>
												<b>FREIGHT REQUIREMENTS</b>



# FOSTER® 90 DEGREE TABLE

DESIGN | ALLSEATING  
GSA SIN | 33721

**BASE PRICE | \$1,065**  
**F4X06**

A sleek design with a seamless, thermafoil surface. Table frames complement the chair frames to create a cohesive look throughout the facility.  
Suggested Applications:  
Waiting Areas, Dining Room, Patient Rooms, Resident Rooms.

Code	List Price
F4X06	\$1,065

FEATURES

- 16 Gauge Tubular Steel Frame
- Seamless Thermafoil Surface

DIMENSIONS

- OVERALL: 16"H | 26"W | 26"D

PRODUCT WEIGHT

- 24 lbs.

SERIES	F4	Table	QS	\$
BACK STYLE	X	No Back		-
LEG	06	Corner Table		-
FRAME FINISH	BM	Bronze Matte		-
	SVR	Silver		-
	MG	Metallic Gunmetal		\$50
TABLE FINISH	DW	Designer White		-
	HRM	Hard Rock Maple		-
	RC	Rustic Cherry		-
	CP	Chocolate Pear		-
FREIGHT OPTIONS	KD	Knocked Down		-
FREIGHT REQUIREMENTS	AS	Allseating Standard		-
	FQ	Special Freight Instructions (Call for Quote)		VAR
	GD	Guaranteed Delivery Date and Time (Call for Quote)		VAR

NOTES

- Ships knocked down.
- Warranted up to 350 lbs.
- This product meets the requirements set forth in ANSI/BIFMA HCF8.1.
- Add-On tables can connect to any of the guest chairs - standard, wide, bariatric widths as well as multiples.
- They can even connect to patient chairs if necessary with the exception of the sled, rocker and hip chair.
- Lounge units and benches are built on a different platform and cannot be configured with Add-Ons.

TO ORDER SIMPLY FILL IN THE BLANKS

F4

-

X

-

06

-

-

-

-

KD

-

SERIES

BACK STYLE

LEG

FRAME FINISH

TABLE FINISH

OPTIONS  
For additional options separate with (-) hyphen.

FREIGHT OPTION

FREIGHT REQUIREMENTS

INFO
PILONS
ASTUTE
ATTUNE
AVES
CHIROFORM
DOVE
EIGHT TWO
ENTAIL
EXCHANGE
FLUID
FOSTER
HALLA
INERTIA
INNATE
JIF
L1
LEVO
MANTRA
PRATA
PRESTO
RAINBOW
REQUISITE
RES
RUIE
THERAFOD
TUCK
WATSON
YOU
ZIP

# FOSTER® 45 DEGREE TABLE

DESIGN | ALLSEATING  
GSA SIN | 33721



**BASE PRICE | \$868**  
**F4X07**

A sleek design with a seamless, thermafoil surface. Table frames complement the chair frames to create a cohesive look throughout the facility.

Suggested Applications:  
Waiting Areas, Dining Room, Patient Rooms, Resident Rooms.

## FEATURES

- 16 Gauge Tubular Steel Frame
- Seamless Thermofoil Surface

## DIMENSIONS

- OVERALL: 16"H | 21"W | 23"D

## PRODUCT WEIGHT

- 24 lbs.

SERIES	F4	Table	QS	\$
BACK STYLE	X	No Back		-
LEG	07	Corner 45 Degrees		-
FRAME FINISH	BM	Bronze Matte		-
	SVR	Silver		-
	MG	Metallic Gunmetal		\$50
TABLE FINISH	DW	Designer White		-
	HRM	Hard Rock Maple		-
	RC	Rustic Cherry		-
	CP	Chocolate Pear		-
FREIGHT OPTIONS	KD	Knocked Down		-
FREIGHT REQUIREMENTS	AS	Allseating Standard		-
	FQ	Special Freight Instructions (Call for Quote)		VAR
	GD	Guaranteed Delivery Date and Time (Call for Quote)		VAR

## NOTES

- Ships knocked down.
- Warranted up to 350 lbs.
- This product meets the requirements set forth in ANSI/BIFMA HCF8.1.
- Add-On tables can connect to any of the guest chairs - standard, wide, bariatric widths as well as multiples.
- They can even connect to patient chairs if necessary with the exception of the sled, rocker and hip chair.
- Lounge units and benches are built on a different platform and cannot be configured with Add-Ons.

## TO ORDER SIMPLY FILL IN THE BLANKS

<b>F4</b>	-	<b>X</b>	-	<b>07</b>	-		-		-	<b>KD</b>	-	
<b>SERIES</b>		<b>BACK STYLE</b>		<b>LEG</b>		<b>FRAME FINISH</b>		<b>TABLE FINISH</b>		<b>OPTIONS</b>		<b>FREIGHT OPTION</b>
										For additional options separate with (-) hyphen.		<b>FREIGHT REQUIREMENTS</b>

# FOSTER® 120 DEGREE TABLE

DESIGN | ALLSEATING

GSA SIN | 33721



**BASE PRICE | \$930**

**F4X08**

A sleek design with a seamless, thermofoil surface. Table frames complement the chair frames to create a cohesive look throughout the facility.

Suggested Applications:  
Waiting Areas, Dining Room, Patient Rooms, Resident Rooms.

Code	List Price
F4X08	\$930

## FEATURES

- 16 Gauge Tubular Steel Frame
- Seamless Thermofoil Surface

## DIMENSIONS

- OVERALL: 16"H | 25.5"W | 25"D

SERIES	F4	Table	QS	\$
BACK STYLE	X	No Back		-
LEG	08	120 Degrees		-
FRAME FINISH	BM	Bronze Matte		-
	SVR	Silver		-
	MG	Metallic Gunmetal		\$50
TABLE FINISH	DW	Designer White		-
	HRM	Hard Rock Maple		-
	RC	Rustic Cherry		-
	CP	Chocolate Pear		-
FREIGHT OPTIONS	KD	Knocked Down		-
FREIGHT REQUIREMENTS	AS	Allseating Standard		
	FQ	Special Freight Instructions (Call for Quote)		
	GD	Guaranteed Delivery Date and Time (Call for Quote)		VAR

## NOTES

- Ships knocked down.
- Warranted up to 350 lbs.
- This product meets the requirements set forth in ANSI/BIFMA HCF8.1.
- Add-On tables can connect to any of the guest chairs - standard, wide, bariatric widths as well as multiples.
- They can even connect to patient chairs if necessary with the exception of the sled, rocker and hip chair.
- Lounge units and benches are built on a different platform and cannot be configured with Add-Ons.

## TO ORDER SIMPLY FILL IN THE BLANKS

<b>F4</b>	-	<b>X</b>	-	<b>08</b>	-		-		-	<b>KD</b>	-	
<b>SERIES</b>		<b>BACK STYLE</b>		<b>LEG</b>		<b>FRAME FINISH</b>		<b>TABLE FINISH</b>		<b>OPTIONS</b>		<b>FREIGHT OPTION</b>
										For additional options separate with (-) hyphen.		<b>FREIGHT REQUIREMENTS</b>



# FOSTER® SLEEP CHAIR

DESIGN | ALLSEATING

GSA SIN | 33721

## BASE PRICE | \$4,134

F6010-CA

Crisp, modern elegance is suspended above a metal base. Housekeeping and infection control will appreciate the hassle-free maintenance and clean design.

Suggested Applications:  
Patient Rooms, Resident Rooms.

### FEATURES

- Sit, lounge and sleep positions
- Easy pullout and close operation
- Wallsaver design
- Replaceable cover option – seat, back and ottoman
- Dual tone upholstery offering base for easy wipe down
- Wood or poly armrests

### DIMENSIONS

#### SLEEP MIDBACK STANDARD

- Overall: 33.5"H | 32"W | 35"D
- Seat: 18"H | 25"W | 18.5"D
- Back: 17"H | 26"W
- Arm: 26.5"H from Floor
- Sleep: 76"L
- COM Full Chair: 7.5 yards
- Upper Upholstery: 5.25 yards
- Lower Upholstery: 3 yards

### PRODUCT WEIGHT

- 26" Standard | 145 lbs.

MODEL CODE	Grade 1	Grade 2/ COM	Grade 3	Grade 4/ COL	Grade 5	Grade 6	Grade 7	Grade 8	Leather 1	Leather 2	Leather 3
F6010 UPPER	\$2,646	\$2,772	\$2,853	\$2,961	\$3,056	\$3,222	\$3,411	\$3,623	\$4,084	\$4,289	\$4,905
F6010 LOWER	\$1,488	\$1,558	\$1,603	\$1,663	\$1,716	\$1,808	\$1,913	\$2,031	\$2,287	\$2,401	\$2,743

SERIES	F6	Sleep	QS	VAR
STYLE	0	Midback Standard		VAR
CONTROL	10	Single		-
ARM	CA	Closed Arm		-
ARM CAP FINISH	NC	No Cap		-
	TP	Taupe Polyurethane		\$80
	GR	Grey Polyurethane		\$80
	BK	Black Polyurethane		\$80
	HRM	Hard Rock Maple Wood Cap		\$140
	RC	Rustic Cherry Wood Cap		\$140
	CP	Chocolate Pear Wood Cap		\$140
	BI	Corian Bisque		\$195
	SR	Corian Silverite		\$295
OPTIONS	MB	Moisture Barrier (Seat & Ottoman only)		\$158
	RE	Removable Covers Option (Seat & Back)		\$158
FREIGHT OPTIONS	KD	Knocked Down		-
	BW	Blanket Wrapped - Fully Assembled (25 seat minimum)		\$75
FREIGHT REQUIREMENTS	AS	Allseating Standard		-
	FQ	Special Freight Instructions (Call for Quote)		VAR
	GD	Guaranteed Delivery Date and Time (Call for Quote)		VAR

### NOTES

- Warranted for users up to 400 lbs
- \*For fully upholstered models, combine seat and back graded price for base list
- This product meets the requirements set forth in ANSI/BIFMA X5.4-2011 and GSA FNAE-80-214A
- Shipped knocked down

### TO ORDER SIMPLY FILL IN THE BLANKS

F6	-		-	10	-	CA	-		-		-		-		-	
SERIES		BACK STYLE		CONTROL		ARM		OPTIONS For additional options separate with (-) hyphen.		FREIGHT OPTION		FREIGHT REQUIRE- MENTS		FABRIC CODE - SEAT Please refer to allseating.com for fabric codes.		FABRIC CODE - BACK & CLOSED ARM



# FOSTER® RECLINER

DESIGN | ALLSEATING  
GSA SIN | 33721

## FEATURES

- Footrest release is flush
- Weight activated or can be opened by the caregiver with a user in the chair
- Wall-hugging mechanism requiring less clearance away from the wall
- Front locking Dual Surface Casters
- Optional headrest
- Two tone upholstery offering base for easy wipe down
- Wood or poly armrests

## DIMENSIONS

### RECLINER HIGHBACK STANDARD

- Overall: 43"H | 30.5"W | 33"D
- Seat: 18.75"H | 24"W | 21"D
- Back: 27.5"H | 24"W
- Arm: 26.5"H
- Open/Reclined: 69"L
- COM Full Chair: 6.5 yards
- COM Upper: 3.75 yards
- COM Lower: 2.75 yards

### PRODUCT WEIGHT

- 24" Recliner | 132 lbs.

## BASE PRICE | \$3,650

F5114-CA

Designed with the patient, family and caregiver in mind.  
It is both supportive and intuitive.  
Suggested Applications:  
Ambulatory and Cancer Care.

MODEL CODE	Grade 1	Grade 2/ COM	Grade 3	Grade 4/ COL	Grade 5	Grade 6	Grade 7	Grade 8	Leather 1	Leather 2	Leather 3
F5114 UPPER	\$2,080	\$2,192	\$2,264	\$2,360	\$2,444	\$2,592	\$2,760	\$2,948	\$3,358	\$3,540	\$4,088
F5114 LOWER	\$1,570	\$1,654	\$1,708	\$1,780	\$1,843	\$1,954	\$2,080	\$2,221	\$2,529	\$2,665	\$3,076
HR	\$75	\$89	\$98	\$110	\$121	\$139	\$160	\$184	\$235	\$258	\$326

SERIES	F5	Recliner	QS	\$
STYLE	1	Highback Standard		VAR
CONTROL	14	3 Position		-
ARM	CA	Closed Arm		-
ARM CAP FINISH	NC	No Cap		-
	TP	Taupe Polyurethane		\$80
	GR	Grey Polyurethane		\$80
	BK	Black Polyurethane		\$80
	HRM	Hard Rock Maple Wood Cap		\$140
	RC	Rustic Cherry Wood Cap		\$140
	CP	Chocolate Pear Wood Cap		\$140
	BI	Corian Bisque		\$195
	SR	Corian Silverite		\$295
OPTIONS	HR	Head Rest Cushion (will match Upper Upholstery)		VAR
	MB	Moisture Barrier (Seat only)		\$90
	RE	Removable Covers Option (Seat & Back)		\$158
FREIGHT OPTIONS	KD	Knocked Down		-
	BW	Blanket Wrapped - Fully Assembled (25 seat minimum)		\$75
FREIGHT REQUIREMENTS	AS	Allseating Standard		-
	FQ	Special Freight Instructions (Call for Quote)		VAR
	GD	Guaranteed Delivery Date and Time (Call for Quote)		VAR

## NOTES

- Warranted for users up to 400 lbs
- \*For fully upholstered models, combine seat and back graded price for base list
- This product meets the requirements set forth in ANSI/BIFMA X5.4-2011 and GSA FNAE-80-214A
- Shipped knocked down

## TO ORDER SIMPLY FILL IN THE BLANKS

F5	-		-	14	-	CA	-		-		-		-		-	
SERIES		BACK STYLE		CONTROL		ARM		OPTIONS For additional options separate with (-) hyphen.		FREIGHT OPTION		FREIGHT REQUIRE- MENTS		FABRIC CODE - SEAT Please refer to allseating.com for fabric codes.		FABRIC CODE - BACK & CLOSED ARM



# FOSTER® PATIENT RECLINER

DESIGN | ALLSEATING  
GSA SIN | 33721

**BASE PRICE | \$6,962**  
**F7115-GR**

Designed with the patient, family and caregiver in mind.  
It is both supportive and intuitive.  
Suggested Applications:  
Ambulatory and Cancer Care.

## FEATURES

- Dual pivoting arms for side access
- Infinite recline with dual controls (on each arm)
- 4" casters, standard front locking and optional central steer & brake system
- 180o wipe out
- Passive lumbar
- Removeable seat and covers (seat + back)
- Optional push bar (standard) wrapped in Grey polyurethane, extends 5.25" from back of chair
- Optional pull out foot tray extends 8.25" from back of chair
- Optional reverse incline includes extended push bar for stability (extends 13.5" from back of chair)
- Optional central steer and brake
- Optional Headrest includes Standard Push Bar
- Optional right or left handed tablet arm | footrest lever to be on opposite side
- Optional right handed or left handed IV pole
- Optional foley hook can be specified either right, left, or both

## DIMENSIONS

- Overall: 49"H | 30"W | 32"D
- Seat: 20"H | 24"W | 25"D
- Back: 49"H from Floor | 29" H from Seat | 24"W
- Arm Height: 28" H from Floor
- Arm Height: 8" H from Seat
- Reclined: 77" L
- COM Full: 8.25 yards
- COM Upper: [Back+Arms]: 4.25 yards
- COM Lower [Seat, Side Panels + Footrest]: 4 yards
- COM Headrest: 0.75 yards

## NOTES

- Ships knocked down.
- Warranted for users up to 500 lbs
- \*For fully upholstered models, combine seat and back graded price for base list
- This product meets the requirements set forth in ANSI/BIFMA X5.4-2011.
- 10 year warranty parts and labour
- CPR not recommended to be performed on this chair

Code	Grade 1	Grade 2/ COM	Grade 3	Grade 4/ COL	Grade 5	Grade 6	Grade 7	Grade 8	Leather 1	Leather 2	Leather 3
F7115-GR	\$6,962	\$7,193	\$7,342	\$7,540	\$7,713	\$8,018	\$8,365	\$8,752	\$9,598	\$9,973	\$11,104
HR	\$310	\$331	\$345	\$363	\$378	\$406	\$438	\$473	\$550	\$584	\$687

SERIES	F7	Recliner	QS	\$
STYLE	1	Highback Standard		VAR
CONTROL	15	Infinite Recline		-
ARM CAP FINISH	GR	Grey Polyurethane		-
OPTIONS (Lever)	RL	Right Side Lever [seated position]		-
	LL	Left Side Lever [seated position]		-
OPTIONS	HR	Headrest [fabric will match back and arms]		VAR
	PS	Push Bar [Standard]		\$205
	PE	Push Bar [Extended]		\$205
	FT	Pull Out Foot Tray		\$540
	CS	Central Brake and Steer [locking pedal right side seated]		\$650
	DC	Dual Control for Central Brake Locking [adds 2nd locking pedal left side seated]		\$715
	RI	Reverse Incline [Release pedal on both sides]		\$495
	TL	Tablet Arm Left [seated   footrest lever will be RL]		\$560
	TR	Tablet Arm Right [seated   footrest lever will be LL]		\$560
	PL	IV Pole Left Side [seated]		\$195
	PR	IV Pole Right Side [seated]		\$195
	PD	IV Pole   Dual		\$390
	CL	IV Pole Left Side [seated] complete with Foley Hook		\$220
	CR	IV Pole Right Side [seated] complete with Foley Hook		\$220
	CD	IV Pole Dual complete with Foley Hook		\$440
	FL	Foley Hook   Left		\$160
	FR	Foley Hook   Right		\$160
	FD	Foley Hook   Dual		\$320
FREIGHT OPTIONS	KD	Knocked Down		-
	BW	Blanket Wrapped - Fully Assembled (25 seat minimum)		\$70
FREIGHT REQUIREMENTS	AS	Allseating Standard		-
	FQ	Special Freight Instructions (Call for Quote)		VAR
	GD	Guaranteed Delivery Date and Time (Call for Quote)		VAR

ARM COVERS	Dual Pivoting Arms	INC
	Removable Covers	INC

## TO ORDER SIMPLY FILL IN THE BLANKS

<b>F7</b>	-	<b>1</b>	-	<b>15</b>	-	<b>GR</b>	-		-	<b>KD</b>	-		-		-	
<b>SERIES</b>		<b>BACK STYLE</b>		<b>CONTROL</b>		<b>ARM</b>		<b>OPTIONS</b> For additional options separate with (-) hyphen.		<b>FREIGHT OPTION</b>		<b>FREIGHT REQUIREMENTS</b>		<b>FABRIC CODE - UPPER</b> Please refer to allseating.com for fabric codes.		<b>FABRIC CODE - LOWER</b> Please refer to allseating.com for fabric codes.





# HALSA® SINGLE MIDBACK

DESIGN | ALLSEATING  
OPEN MARKET

## FEATURES

- 1" full cleanout
- 14 gauge tubular steel frame
- Molded foam
- Wallsaver frame design
- Black non-marring nylon glides
- Arm caps designed for easy ingress and egress

## DIMENSIONS

- Overall: 35.5"H | 24"W | 24.75"D
- Seat: 18"H | 21"W | 18.25"D
- Back: 18"H | 21"W
- Arm: 26"H
- COM Seat: 0.75 yds
- COM Back: 1 yds
- COM Full: 1.75 yds
- COM Closed Arm: 0.75 yds

## BASE PRICE | \$1,097

H1010-OA-NC

PRODUCT BEING PHASED OUT

Code	Grade 1	Grade 2/ COM	Grade 3	Grade 4/ COL	Grade 5	Grade 6	Grade 7	Grade 8	Leather 1	Leather 2	Leather 3
OA	\$1,097	\$1,146	\$1,178	\$1,220	\$1,256	\$1,321	\$1,395	\$1,477	\$1,656	\$1,736	\$1,976
CA	\$1,312	\$1,382	\$1,427	\$1,487	\$1,540	\$1,632	\$1,737	\$1,855	\$2,111	\$2,225	\$2,567

SERIES	H1	HALSA Upholstered	QS	\$
BACK STYLE	0	Midback		-
TYPE	10	Single		-
ARM	OA	Open Arm		-
	CA	Closed Arm*		VAR
ARM CAP	TP	Taupe Polyurethane		\$75
	GR	Grey Polyurethane		\$75
	BK	Black Polyurethane		\$75
	HRM	Hard Rock Maple Wood		\$130
	RC	Rustic Cherry Wood Cap		\$130
	CP	Chocolate Pear Wood		\$130
	BI	Corian Bisque		\$350
	SR	Corian Silverite		\$550
FRAME FINISH	SVR	Silver		-
	BM	Bronze Matte		-
	GM	Metallic Gunmetal		\$50
OPTIONS	RE	Removeable Covers		\$55
	MB	Moisture Barrier (Seat only)		\$90
	CL	CAL TB133		\$110
FREIGHT OPTIONS	KD	Knocked Down		-
	BW	Blanket Wrapped - Fully Assembled (25 seat minimum)		\$75
FREIGHT REQUIREMENTS	AS	Allseating Standard		-
	FQ	Special Freight Instructions (Call for Quote)		VAR
	GD	Guaranteed Delivery Date and Time (Call for Quote)		VAR

## NOTES

- Warranted for users up to 500 lbs
- This product meets the requirements set forth in ANSI/BIFMA HCF8.1
- \*Arm Cap must accompany the Closed Arm option

## TO ORDER SIMPLY FILL IN THE BLANKS

H1	-	0	-	10	-		-		-		-		-		-		-	
SERIES		BACK STYLE		TYPE		ARM		ARM CAP		FRAME FINISH		OPTIONS For additional options separate with (-) hyphen.		FREIGHT REQUIREMENTS		FREIGHT OPTION		FABRIC CODE Please refer to allseating.com for fabric codes.



# HALSA® SINGLE HIGHBACK

DESIGN | ALLSEATING  
OPEN MARKET

## FEATURES

- 1" full cleanout
- 14 gauge tubular steel frame
- Molded foam
- Wallsaver frame design
- Black non-marring nylon glides
- Arm caps designed for easy ingress and egress

## DIMENSIONS

- Overall: 41"H | 24"W | 24.75"D
- Seat: 18"H | 21"W | 18.25"D
- Back: 23"H | 21"W
- Arm: 26"H
- COM Seat: 0.75 yds
- COM Back: 1.25 yds
- COM Full: 2 yds
- COM Closed Arm: 0.75 yds

## BASE PRICE | \$1,115

H1110-OA-NC

PRODUCT BEING PHASED OUT

Code	Grade 1	Grade 2/ COM	Grade 3	Grade 4/ COL	Grade 5	Grade 6	Grade 7	Grade 8	Leather 1	Leather 2	Leather 3
OA	\$1,115	\$1,171	\$1,207	\$1,255	\$1,297	\$1,371	\$1,455	\$1,549	\$1,754	\$1,845	\$2,119
CA	\$1,330	\$1,407	\$1,457	\$1,523	\$1,580	\$1,682	\$1,798	\$1,927	\$2,209	\$2,334	\$2,711

SERIES	H1	Halasa Upholstered	QS	\$
BACK STYLE	1	Highback		-
TYPE	10	Single		-
ARM	OA	Open Arm		-
	CA	Closed Arm*		VAR
ARM CAP	TP	Taupe Polyurethane		\$75
	GR	Grey Polyurethane		\$75
	BK	Black Polyurethane		\$75
	HRM	Hard Rock Maple Wood		\$130
	RC	Rustic Cherry Wood Cap		\$130
	CP	Chocolate Pear Wood		\$130
	BI	Corian Bisque		\$350
	SR	Corian Silverite		\$550
FRAME FINISH	SVR	Silver		-
	BM	Bronze Matte		-
	GM	Metallic Gunmetal		\$50
OPTIONS	RE	Removeable Covers		\$55
	MB	Moisture Barrier (Seat only)		\$90
	CL	CAL TB133		\$110
FREIGHT OPTIONS	KD	Knocked Down		-
	BW	Blanket Wrapped - Fully Assembled (25 seat minimum)		\$75
FREIGHT REQUIREMENTS	AS	Allseating Standard		-
	FQ	Special Freight Instructions (Call for Quote)		VAR
	GD	Guaranteed Delivery Date and Time (Call for Quote)		VAR

## NOTES

- Warranted for users up to 500 lbs/seat
- This product meets the requirements set forth in ANSI/BIFMA HCF8.1
- \*Arm Cap must accompany the Closed Arm option

## TO ORDER SIMPLY FILL IN THE BLANKS

H1	-	1	-	10	-		-		-		-		-		-		-	
SERIES		BACK STYLE		TYPE		ARM		ARM CAP		FRAME FINISH		OPTIONS		FREIGHT REQUIREMENTS		FREIGHT OPTION		FABRIC CODE
<p>For additional options separate with (-) hyphen.</p> <p>Please refer to allseating.com for fabric codes.</p>																		



# HALSA® SINGLE PLUS

DESIGN | ALLSEATING  
OPEN MARKET

## FEATURES

- 1" full cleanout
- 14 gauge tubular steel frame
- Molded foam
- Wallsaver frame design
- Black non-marring nylon glides
- Arm caps designed for easy ingress and egress

## DIMENSIONS

- Overall: 35.5"H | 33"W | 24.75"D
- Seat: 18"H | 30"W | 18.25"D
- Back: 18"H | 30"W
- Arm: 26"H
- COM Seat: 1yd
- COM Back: 1.5 yds
- COM Full: 2.5 yds
- COM Closed Arm: 0.75 yds

**BASE PRICE | \$1,232**  
**H1410-OA-NC**

**PRODUCT BEING PHASED OUT**

Code	Grade 1	Grade 2/ COM	Grade 3	Grade 4/ COL	Grade 5	Grade 6	Grade 7	Grade 8	Leather 1	Leather 2	Leather 3
OA	\$1,232	\$1,302	\$1,347	\$1,407	\$1,460	\$1,552	\$1,657	\$1,775	\$2,031	\$2,145	\$2,487
CA	\$1,447	\$1,538	\$1,597	\$1,675	\$1,743	\$1,863	\$2,000	\$2,152	\$2,485	\$2,633	\$3,079

SERIES	H1	Halda Upholstered	QS	\$
BACK STYLE	4	Midback Plus		-
TYPE	10	Single		-
ARM	OA	Open Arm		-
	CA	Closed Arm*		VAR
ARM CAP	TP	Taupe Polyurethane		\$75
	GR	Grey Polyurethane		\$75
	BK	Black Polyurethane		\$75
	HRM	Hard Rock Maple Wood		\$130
	RC	Rustic Cherry Wood Cap		\$130
	CP	Chocolate Pear Wood		\$130
	BI	Corian Bisque		\$350
	SR	Corian Silverite		\$550
FRAME FINISH	SVR	Silver		-
	BM	Bronze Matte		-
	GM	Metallic Gunmetal		\$50
OPTIONS	RE	Removeable Covers		\$55
	MB	Moisture Barrier (Seat only)		\$90
	CL	CAL TB133		\$110
FREIGHT OPTIONS	KD	Knocked Down		-
	BW	Blanket Wrapped - Fully Assembled (25 seat minimum)		\$75
FREIGHT REQUIREMENTS	AS	Allseating Standard		-
	FQ	Special Freight Instructions (Call for Quote)		VAR
	GD	Guaranteed Delivery Date and Time (Call for Quote)		VAR

## NOTES

- Warranted for users up to 750 lbs/seat
- This product meets the requirements set forth in ANSI/BIFMA HCF8.1
- \*Arm Cap must accompany the Closed Arm option

## TO ORDER SIMPLY FILL IN THE BLANKS

H1	-	4	-	10	-		-		-		-		-		-		
SERIES		BACK STYLE		TYPE		ARM		ARM CAP		FRAME FINISH		OPTIONS For additional options separate with (-) hyphen.		FREIGHT REQUIREMENTS		FREIGHT OPTION	
FABRIC CODE Please refer to allseating.com for fabric codes.																	



# HALSA® LOVESEAT

DESIGN | ALLSEATING  
OPEN MARKET

## FEATURES

- 1" full cleanout
- 14 guage tubular steel frame
- Molded foam
- Wallsaver frame design
- Black non-marring nylon glides
- Arm caps designed for easy ingress and egress

## DIMENSIONS

- Overall: 35.5"H | 45"W | 24.75"D
- Seat: 18"H | 42"W | 18.25"D
- Back: 18"H | 42"W
- Arm: 26"H
- COM Seat: 1 yds
- COM Back: 1.5 yds
- COM Full: 2.5 yds
- COM Closed Arm: 0.75 yds

**BASE PRICE | \$1,523**  
**H1510-OA-NC**

**PRODUCT BEING PHASED OUT**

Code	Grade 1	Grade 2/ COM	Grade 3	Grade 4/ COL	Grade 5	Grade 6	Grade 7	Grade 8	Leather 1	Leather 2	Leather 3
OA	\$1,523	\$1,593	\$1,638	\$1,698	\$1,751	\$1,843	\$1,948	\$2,066	\$2,322	\$2,436	\$2,778
CA	\$1,738	\$1,829	\$1,888	\$1,966	\$2,034	\$2,154	\$2,291	\$2,443	\$2,776	\$2,924	\$3,370

SERIES	H1	Halsa Upholstered	QS	\$
BACK STYLE	5	Loveseat		-
TYPE	10	Single		-
ARM	OA	Open Arm		-
	CA	Closed Arm*		VAR
ARM CAP	TP	Taupe Polyurethane		\$75
	GR	Grey Polyurethane		\$75
	BK	Black Polyurethane		\$75
	HRM	Hard Rock Maple Wood		\$130
	RC	Rustic Cherry Wood Cap		\$130
	CP	Chocolate Pear Wood		\$130
	BI	Corian Bisque		\$350
	SR	Corian Silverite		\$550
FRAME FINISH	SVR	Silver		-
	BM	Bronze Matte		-
	GM	Metallic Gunmetal		\$50
OPTIONS	RE	Removeable Covers		\$110
	MB	Moisture Barrier (Seat only)		\$180
	CL	CAL TB133		\$220
FREIGHT OPTIONS	KD	Knocked Down		-
	BW	Blanket Wrapped - Fully Assembled (25 seat minimum)		\$150
FREIGHT REQUIREMENTS	AS	Allseating Standard		-
	FQ	Special Freight Instructions (Call for Quote)		VAR
	GD	Guaranteed Delivery Date and Time (Call for Quote)		VAR

## NOTES

- Warranted for users up to 750 lbs
- This product meets the requirements set forth in ANSI/BIFMA HCF8.1
- \*Arm Cap must accompany the Closed Arm option

## TO ORDER SIMPLY FILL IN THE BLANKS

H1	5	10							
SERIES	BACK STYLE	TYPE	ARM	ARM CAP	FRAME FINISH	OPTIONS For additional options separate with (-) hyphen.	FREIGHT REQUIRE- MENTS	FREIGHT OPTION	FABRIC CODE Please refer to allseating.com for fabric codes.

# HALSA® DOUBLE

DESIGN | ALLSEATING  
OPEN MARKET



## FEATURES

- 1" full cleanout
- 14 gauge tubular steel frame
- Molded foam
- Wallsaver frame design
- Black non-marring nylon glides
- Arm caps designed for easy ingress and egress

## DIMENSIONS

- Overall: 35.5"H | 45.5"W | 24.75"D
- Seat: 18"H | 42"W | 18.25"D
- Back: 18"H | 42"W
- Arm: 26"H
- COM Seat: 1.75 yds
- COM Back: 1.5 yds
- COM Full: 3.25 yds
- COM Closed Arm: 0.75 yds

## BASE PRICE | \$1,690 H1020-OA-NC

PRODUCT BEING PHASED OUT

Code	Grade 1	Grade 2/ COM	Grade 3	Grade 4/ COL	Grade 5	Grade 6	Grade 7	Grade 8	Leather 1	Leather 2	Leather 3
OA	\$1,690	\$1,781	\$1,840	\$1,918	\$1,986	\$2,106	\$2,243	\$2,395	\$2,728	\$2,876	\$3,322
CA	\$1,905	\$2,017	\$2,089	\$2,185	\$2,269	\$2,417	\$2,585	\$2,773	\$3,183	\$3,365	\$3,913

SERIES	H1	HALSA Upholstered	QS	\$
BACK STYLE	0	Midback		-
TYPE	20	Double		-
ARM	OA	Open Arm		-
	CA	Closed Arm*		VAR
ARM CAP	TP	Taupe Polyurethane		\$75
	GR	Grey Polyurethane		\$75
	BK	Black Polyurethane		\$75
	HRM	Hard Rock Maple Wood		\$130
	RC	Rustic Cherry Wood Cap		\$130
	CP	Chocolate Pear Wood		\$130
	BI	Corian Bisque		\$350
	SR	Corian Silverite		\$550
FRAME FINISH	SVR	Silver		-
	BM	Bronze Matte		-
	GM	Metallic Gunmetal		\$50
OPTIONS	RE	Removeable Covers		\$110
	MB	Moisture Barrier (Seat only)		\$180
	CL	CAL TB133		\$220
FREIGHT OPTIONS	KD	Knocked Down		-
	BW	Blanket Wrapped - Fully Assembled (25 seat minimum)		\$150
FREIGHT REQUIREMENTS	AS	Allseating Standard		-
	FQ	Special Freight Instructions (Call for Quote)		VAR
	GD	Guaranteed Delivery Date and Time (Call for Quote)		VAR

## NOTES

- Warranted for users up to 500 lbs/seat
- This product meets the requirements set forth in ANSI/BIFMA HCF8.1
- \*Arm Cap must accompany the Closed Arm option

## TO ORDER SIMPLY FILL IN THE BLANKS

H1	-	0	-	20	-		-		-		-		-		-		
SERIES		BACK STYLE		TYPE		ARM		ARM CAP		FRAME FINISH		OPTIONS		FREIGHT REQUIREMENTS		FREIGHT OPTION	
<p>For additional options separate with (-) hyphen.</p> <p>Please refer to allseating.com for fabric codes.</p>																	



# HALSA® DOUBLE FULL ARM

DESIGN | ALLSEATING  
OPEN MARKET

## FEATURES

- 1" full cleanout
- 14 guage tubular steel frame
- Molded foam
- Wallsaver frame design
- Black non-marring nylon glides
- Arm caps designed for easy ingress and egress

## DIMENSIONS

- Overall: 35.5"H | 46.5"W | 24.75"D
- Seat: 18"H | 42"W | 18.25"D
- Back: 18"H | 42"W
- Arm: 26"H
- COM Seat: 1.75 yds
- COM Back: 1.5 yds
- COM Full: 3.25 yds
- COM Closed Arm: 1.25 yds

**BASE PRICE | \$1,784**  
**H1022-OA-NC**

**PRODUCT BEING PHASED OUT**

Code	Grade 1	Grade 2/ COM	Grade 3	Grade 4/ COL	Grade 5	Grade 6	Grade 7	Grade 8	Leather 1	Leather 2	Leather 3
OA	\$1,784	\$1,875	\$1,934	\$2,012	\$2,080	\$2,200	\$2,337	\$2,489	\$2,822	\$2,970	\$3,416
CA	\$2,034	\$2,160	\$2,241	\$2,349	\$2,444	\$2,610	\$2,799	\$3,011	\$3,472	\$3,677	\$4,293

SERIES	H1	HALSA Upholstered	QS	\$
BACK STYLE	0	Midback		-
TYPE	22	Double with Full Arms		-
ARM	OA	Open Arm		-
	CA	Closed Arm*		VAR
ARM CAP	TP	Taupe Polyurethane		\$112
	GR	Grey Polyurethane		\$112
	BK	Black Polyurethane		\$112
	HRM	Hard Rock Maple Wood		\$195
	RC	Rustic Cherry Wood Cap		\$195
	CP	Chocolate Pear Wood		\$195
	BI	Corian Bisque		\$525
	SR	Corian Silverite		\$825
FRAME FINISH	SVR	Silver		-
	BM	Bronze Matte		-
	GM	Metallic Gunmetal		\$50
OPTIONS	RE	Removeable Covers		\$110
	MB	Moisture Barrier (Seat only)		\$180
	CL	CAL TB133		\$220
FREIGHT OPTIONS	KD	Knocked Down		-
	BW	Blanket Wrapped - Fully Assembled (25 seat minimum)		\$150
FREIGHT REQUIREMENTS	AS	Allseating Standard		-
	FQ	Special Freight Instructions (Call for Quote)		VAR
	GD	Guaranteed Delivery Date and Time (Call for Quote)		VAR


## NOTES

- Warranted for users up to 500 lbs/seat
- This product meets the requirements set forth in ANSI/BIFMA HCF8.1
- \*Arm Cap must accompany the Closed Arm option

## TO ORDER SIMPLY FILL IN THE BLANKS

H1	-	0	-	22	-		-		-		-		-		-		
SERIES		BACK STYLE		TYPE		ARM		ARM CAP		FRAME FINISH		OPTIONS For additional options separate with (-) hyphen.		FREIGHT REQUIREMENTS		FREIGHT OPTION	
FABRIC CODE Please refer to allseating.com for fabric codes.																	

# HALSA® TRIPLE



DESIGN | ALLSEATING  
OPEN MARKET

## FEATURES

- 1" full cleanout
- 14 gauge tubular steel frame
- Molded foam
- Wallsaver frame design
- Black non-marring nylon glides
- Arm caps designed for easy ingress and egress

## DIMENSIONS

- Overall: 35.5"H | 69"W | 24.75"D
- Seat: 18"H | 63"W | 18.5"D
- Back: 18"H | 63"W
- Arm: 26"H
- COM Seat: 3 yds
- COM Back: 2 yds
- COM Full: 6 yds
- COM Closed Arm: 1.25 yds

## BASE PRICE | \$2,148

H1030-OA-NC

PRODUCT BEING PHASED OUT

Code	Grade 1	Grade 2/ COM	Grade 3	Grade 4/ COL	Grade 5	Grade 6	Grade 7	Grade 8	Leather 1	Leather 2	Leather 3
OA	\$2,148	\$2,316	\$2,424	\$2,568	\$2,694	\$2,916	\$3,168	\$3,450	\$4,065	\$4,338	\$5,160
CA	\$2,363	\$2,552	\$2,674	\$2,836	\$2,977	\$3,227	\$3,511	\$3,828	\$4,520	\$4,827	\$5,752

SERIES	H1	Halsa Upholstered	QS	\$
BACK STYLE	0	Midback		-
TYPE	30	Triple		-
ARM	OA	Open Arm		-
	CA	Closed Arm*		VAR
ARM CAP	TP	Taupe Polyurethane		\$75
	GR	Grey Polyurethane		\$75
	BK	Black Polyurethane		\$75
	HRM	Hard Rock Maple Wood		\$130
	RC	Rustic Cherry Wood Cap		\$130
	CP	Chocolate Pear Wood		\$130
	BI	Corian Bisque		\$350
	SR	Corian Silverite		\$550
FRAME FINISH	SVR	Silver		-
	BM	Bronze Matte		-
	GM	Metallic Gunmetal		\$50
OPTIONS	RE	Removeable Covers		\$165
	MB	Moisture Barrier (Seat only)		\$270
	CL	CAL TB133		\$330
FREIGHT OPTIONS	KD	Knocked Down		-
	BW	Blanket Wrapped - Fully Assembled (25 seat minimum)		\$225
FREIGHT REQUIREMENTS	AS	Allseating Standard		-
	FQ	Special Freight Instructions (Call for Quote)		VAR
	GD	Guaranteed Delivery Date and Time (Call for Quote)		VAR

## NOTES

- Warranted for users up to 500 lbs/seat
- This product meets the requirements set forth in ANSI/BIFMA HCF8.1
- \*Arm Cap must accompany the Closed Arm option

## TO ORDER SIMPLY FILL IN THE BLANKS

H1	-	0	-	30	-		-		-		-		-		-			
SERIES		BACK STYLE		TYPE		ARM		ARM CAP		FRAME FINISH		OPTIONS For additional options separate with (-) hyphen.		FREIGHT REQUIREMENTS		FREIGHT OPTION		FABRIC CODE Please refer to allseating.com for fabric codes.





# HALSA® TRIPLE FULL ARM

DESIGN | ALLSEATING  
OPEN MARKET

## FEATURES

- 1" full cleanout
- 14 gauge tubular steel frame
- Molded foam
- Wallsaver frame design
- Black non-marring nylon glides
- Arm caps designed for easy ingress and egress

## DIMENSIONS

- Overall: 35.5"H | 69"W | 24.75"D
- Seat: 18"H | 63"W | 18.5"D
- Back: 18"H | 63"W
- Arm: 26"H
- COM Seat: 3 yds
- COM Back: 2 yds
- COM Full: 6 yds
- COM Closed Arm: 1.25 yds

**BASE PRICE | \$2,428**

**H1032-OA-NC**

**PRODUCT BEING PHASED OUT**

Code	Grade 1	Grade 2/ COM	Grade 3	Grade 4/ COL	Grade 5	Grade 6	Grade 7	Grade 8	Leather 1	Leather 2	Leather 3
OA	\$2,428	\$2,596	\$2,704	\$2,848	\$2,974	\$3,196	\$3,448	\$3,730	\$4,345	\$4,618	\$5,440
CA	\$2,678	\$2,881	\$3,012	\$3,186	\$3,338	\$3,606	\$3,911	\$4,251	\$4,994	\$5,324	\$6,318

SERIES	H1	HALSA Upholstered	QS	\$
BACK STYLE	0	Midback		-
TYPE	32	Triple with Full Arms		-
ARM	OA	Open Arm		-
	CA	Closed Arm*		VAR
ARM CAP	TP	Taupe Polyurethane		\$150
	GR	Grey Polyurethane		\$150
	BK	Black Polyurethane		\$150
	HRM	Hard Rock Maple Wood		\$260
	RC	Rustic Cherry Wood Cap		\$260
	CP	Chocolate Pear Wood		\$260
	BI	Corian Bisque		\$700
	SR	Corian Silverite		\$1100
FRAME FINISH	SVR	Silver		-
	BM	Bronze Matte		-
	GM	Metallic Gunmetal		\$50
OPTIONS	RE	Removeable Covers		\$165
	MB	Moisture Barrier (Seat only)		\$270
	CL	CAL TB133		\$330
FREIGHT OPTIONS	KD	Knocked Down		-
	BW	Blanket Wrapped - Fully Assembled (25 seat minimum)		\$225
FREIGHT REQUIREMENTS	AS	Allseating Standard		-
	FQ	Special Freight Instructions (Call for Quote)		VAR
	GD	Guaranteed Delivery Date and Time (Call for Quote)		VAR

## NOTES

- Warranted for users up to 500 lbs/seat
- This product meets the requirements set forth in ANSI/BIFMA HCF8.1
- \*Arm Cap must accompany the Closed Arm option

## TO ORDER SIMPLY FILL IN THE BLANKS

H1	-	0	-	32	-		-		-		-		-		-			
SERIES		BACK STYLE		TYPE		ARM		ARM CAP		FRAME FINISH		OPTIONS For additional options separate with (-) hyphen.		FREIGHT REQUIREMENTS		FREIGHT OPTION		FABRIC CODE Please refer to allseating.com for fabric codes.



# HALSA® SIDE TABLE

DESIGN | ALLSEATING  
OPEN MARKET

BASE PRICE | \$988  
H4X01

PRODUCT BEING PHASED OUT

- FEATURES**
- 14 guage tubular steel frame
  - Seamless thermofoil surface
  - Black non-marring nylon glides

**DIMENSIONS**

- Overall: 16"H | 19.5"W | 19.5"D

SERIES	H4	Halsa Table	QS	\$
STYLE	X	Not Applicable		-
TYPE	01	Side Table		-
FRAME FINISH	SVR	Silver		-
	BM	Bronze Matte		-
	GM	Metallic Gunmetal		\$50
	DW	Designer White		-
TABLE FINISH	HRM	Hard Rock Maple		-
	RC	Rustic Cherry Wood Cap		-
	CP	Chocolate Pear		-
	KD	Knocked Down		-
FREIGHT OPTIONS	BW	Blanket Wrapped - Fully Assembled (25 seat minimum)		\$75
	AS	Allseating Standard		-
FREIGHT REQUIREMENTS	FQ	Special Freight Instructions (Call for Quote)		VAR
	GD	Guaranteed Delivery Date and Time (Call for Quote)		VAR

- NOTES**
- Ships knocked down
  - Warranted up to 500lbs.
  - This product meets the requirements set forth in ANSI/BIFMA HCF8.1

TO ORDER SIMPLY FILL IN THE BLANKS

H4

X

01

SERIES

STYLE

TYPE

FRAME FINISH

TABLE FINISH

FREIGHT OPTION

FREIGHT REQUIREMENTS

INFO
PILONS
ASTUTE
ATTUNE
ATLES
CHIROFORM
DOVE
EIGHT TWO
ENTAIL
EXCHANGE
FLUID
ROSTER
HALSA
INERTIA
INNATE
JIF
L1
LEVO
MANTRA
PRATA
PRESTO
RAINBOW
REQUISITE
RES
RUIE
THERAPOD
TUCK
WATSON
YOU
ZIP



# HALSA® COFFEE TABLE

DESIGN | ALLSEATING  
OPEN MARKET

BASE PRICE | \$1,222  
H4X02

PRODUCT BEING PHASED OUT

## FEATURES

- 14 guage tubular steel frame
- Seamless thermofoil surface
- Black non-marring nylon glides

## DIMENSIONS

- Overall: 16"H | 39.5"W | 21.5"D

SERIES	H4	Halsa Table	QS	\$
STYLE	X	Not Applicable		-
TYPE	02	Coffee Table		-
FRAME FINISH	SVR	Silver		-
	BM	Bronze Matte		-
	GM	Metallic Gunmetal		\$50
TABLE FINISH	DW	Designer White		-
	HRM	Hard Rock Maple		-
	RC	Rustic Cherry Wood Cap		-
	CP	Chocolate Pear		-
FREIGHT OPTIONS	KD	Knocked Down		-
	BW	Blanket Wrapped - Fully Assembled (25 seat minimum)		\$75
FREIGHT REQUIREMENTS	AS	Allseating Standard		-
	FQ	Special Freight Instructions (Call for Quote)		VAR
	GD	Guaranteed Delivery Date and Time (Call for Quote)		VAR

## NOTES

- Ships knocked down
- Warranted up to 500lbs.
- This product meets the requirements set forth in ANSI/BIFMA HCF8.1

## TO ORDER SIMPLY FILL IN THE BLANKS

H4	-	X	-	02	-		-		-		-	
SERIES		STYLE		TYPE		FRAME FINISH		TABLE FINISH		FREIGHT OPTION		FREIGHT REQUIREMENTS



# HALSA® END TABLE

DESIGN | ALLSEATING  
OPEN MARKET

BASE PRICE | \$748  
H4X03

PRODUCT BEING PHASED OUT

FEATURES

- 14 guage tubular steel frame
- Seamless thermofoil surface
- Black non-marring nylon glides

DIMENSIONS

- Overall: 16"H | 17"W | 19.5"D

SERIES	H4	Halsa Table	QS	\$
STYLE	X	Not Applicable		-
TYPE	03	End Table		-
FRAME FINISH	SVR	Silver		-
	BM	Bronze Matte		-
	GM	Metallic Gunmetal		\$50
TABLE FINISH	DW	Designer White		-
	HRM	Hard Rock Maple		-
	RC	Rustic Cherry Wood Cap		-
	CP	Chocolate Pear		-
FREIGHT OPTIONS	KD	Knocked Down		-
FREIGHT REQUIREMENTS	AS	Allseating Standard		-
	FQ	Special Freight Instructions (Call for Quote)		VAR
	GD	Guaranteed Delivery Date and Time (Call for Quote)		VAR

NOTES

- Ships knocked down
- Warranted up to 350 lbs.
- This product meets the requirements set forth in ANSI/BIFMA HCF8.1

TO ORDER SIMPLY FILL IN THE BLANKS

H4

-

X

-

03

-

-

-

KD

-

SERIES

STYLE

TYPE

FRAME FINISH

TABLE FINISH


FREIGHT OPTION

FREIGHT REQUIREMENTS

INFO
PILOTS
ASTUTE
ATTUNE
ATLAS
CHIROFORM
DOVE
EIGHT TWO
ENTAIL
EXCHANGE
FLUID
FOSTER
HALSA
INERTIA
INNATE
JIF
L1
LEVO
MANTRA
PRATA
PRESTO
RAINBOW
REQUISITE
RES
RUIE
THERAPOD
TUCK
WATSON
YOU
ZIP

# HALSA® CORNER TABLE

DESIGN | ALLSEATING  
OPEN MARKET



BASE PRICE | \$900  
H4X06

PRODUCT BEING PHASED OUT

FEATURES

- 14 guage tubular steel frame
- Seamless thermofoil surface
- Black non-marring nylon glides

DIMENSIONS

- Overall: 16"H | 23.25"W | 23.25"D

SERIES	H4	Halsa Table	QS	\$
STYLE	X	Not Applicable		-
TYPE	06	Corner Table		-
FRAME FINISH	SVR	Silver		-
	BM	Bronze Matte		-
	GM	Metallic Gunmetal		\$50
	DW	Designer White		-
TABLE FINISH	HRM	Hard Rock Maple		-
	RC	Rustic Cherry Wood Cap		-
	CP	Chocolate Pear		-
	KD	Knocked Down		-
FREIGHT OPTIONS	AS	Allseating Standard		-
FREIGHT REQUIREMENTS	FQ	Special Freight Instructions (Call for Quote)		VAR
	GD	Guaranteed Delivery Date and Time (Call for Quote)		VAR

NOTES

- Ships knocked down
- Warranted up to 350 lbs.
- This product meets the requirements set forth in ANSI/BIFMA HCF8.1

TO ORDER SIMPLY FILL IN THE BLANKS

H4

-

X

-

06

-

-

-

KD

-

SERIES

STYLE

TYPE

FRAME FINISH


TABLE FINISH

FREIGHT OPTION

FREIGHT REQUIREMENTS

# HALSA® IN LINE TABLE

DESIGN | ALLSEATING  
OPEN MARKET



BASE PRICE | \$655  
H4X05

PRODUCT BEING PHASED OUT

### FEATURES

- 14 guage tubular steel frame
- Seamless thermofoil surface
- Black non-marring nylon glides

### DIMENSIONS

- Overall: 16"H | 17"W | 19.5"D

SERIES	H4	Halsa Table	QS	\$
STYLE	X	Not Applicable		-
TYPE	05	In-Line Table		-
FRAME FINISH	SVR	Silver		-
	BM	Bronze Matte		-
	GM	Metallic Gunmetal		\$50
TABLE FINISH	DW	Designer White		-
	HRM	Hard Rock Maple		-
	RC	Rustic Cherry Wood Cap		-
	CP	Chocolate Pear		-
FREIGHT OPTIONS	KD	Knocked Down		-
FREIGHT REQUIREMENTS	AS	Allseating Standard		-
	FQ	Special Freight Instructions (Call for Quote)		VAR
	GD	Guaranteed Delivery Date and Time (Call for Quote)		VAR

### NOTES

- Ships knocked down
- Warranted up to 350 lbs.
- This product meets the requirements set forth in ANSI/BIFMA HCF8.1

### TO ORDER SIMPLY FILL IN THE BLANKS

H4

-

X

-

05

-

-

-

KD

-

SERIES

STYLE

TYPE

FRAME FINISH

TABLE FINISH

FREIGHT OPTION

FREIGHT REQUIREMENTS

INFO
PILOTS
ASTUTE
ATTUNE
ATLES
CHIRPGRM
DOVE
EIGHT TWO
ENTAIL
EXCHANGE
FLUID
FOSTER
HALSA
INERTIA
INNATE
JIF
L1
LEVO
MANTRA
PRATA
PRESTO
RAINBOW
REQUISITE
RES
RUIE
THERAPOD
TUCK
WATSON
YOU
ZIP



# INERTIA® MESH MIDBACK

DESIGN | ALLSEATING  
GSA SIN | 33721

**BASE PRICE | \$525**

77089-NA

## FEATURES

- 4.25" cylinder
- Black or smoke nylon base
- Mesh back
- Molded seat foam with upholstered stitch detail
- For arm features and travel specifications, see page 16
- Carpet casters
- 24/7 Warranty on Synchro Tilt [40] mechanism, options included are T2 arms and Seat Slider. For more details see page 161
- Lumbar Support: Raise or flatten the curvature of the lumbar using Inertia's Lumbar Support. Inflate the lumbar to increase support or deflate to decrease support.

## DIMENSIONS

- Overall [Synchro Tilt]: 35.5"- 39.75"H | 28.5"W | 28.5"D
- Overall [Deluxe Tilt J-Bar]: 37"-41.25"H | 28.5"W | 28.5"D
- Overall [Basic Synchro Tilt]: 36"-40.5"H | 28.5"W | 28.5"D
- Seat [Synchro Tilt]: 16.75"- 21"H | 20"W | 19.5"D
- Seat [Deluxe Tilt J-Bar]: 17"-21.25"H | 20"W | 19.5"D
- Seat [Basic Synchro Tilt]: 17"-21.5"H | 20"W | 19.5"D
- Back: 19"H | 19"W
- COM: 0.75 yd.

## NOTES

- Ships knocked down.
- For BW and FA freight options, minimum quantities apply
- All other features are dependant on the control specified. Please refer to Control Choice on page ?? for full description of available features.
- Tension is adjustable on OHC and OHH casters to accommodate various surfaces
- This product meets the requirements set forth in ANSI/BIFMA X5.1-2011 and is warranted for users up to 350 lbs.
- Dimensions are dependant on options selected. Product can be configured to comply with BIFMA G1-2002 guidelines.
- Smoke Finish | L2, T2 and 4D arms are the only arms available in Smoke and will match base when selected.
- If requiring a 3" seat slider, please specify with code SE rather than SS
- \*\*\*Composite base and casters will be substituted if HS or LS is selected.
- For mesh model code see page 22.

Grade 1	Grade 2/ COM	Grade 3	Grade 4/COL	Grade 5	Grade 6	Grade 7	Grade 8	Leather 1	Leather 2	Leather 3
\$525	\$546	\$560	\$578	\$593	\$621	\$653	\$688	\$765	\$799	\$902

SERIES	77	Inertia Mesh Back	QS	\$
BACK STYLE	0	Midback	•	-
CONTROL	89	Basic Synchro Tilt [BT-4]	•	-
	40	Synchro Tilt [ST]	•	\$78
	80	Deluxe Tilt J-Bar [DJ]	•	\$168
ARM	NA	No Arm	•	-
	CA	Conference Arm [Not Available with Deluxe Tilt J-Bar, AWK, or AWL]	•	\$48
	L2	Dual Function Arm [Not Available with AWK or AWL]	•	\$95
	T2	Task 2 Arm	•	\$115
	4D	4 Dimensional Arm	•	\$130
	MF	Multi-functional Arm [Width Adjustment Not Included]	•	\$158
	T7	Ergonomic Task Arm [Includes AWK]	•	\$295
FRAME FINISH	BKN	Black Nylon	•	-
	SKN	Smoke Nylon [Available arms L2, T2, 4D]	•	\$48
	BRN	Birch Nylon [Available arms T2, 4D, L2, and T7]	•	\$48
BACK MESH	M1	M1 Mesh	•	\$42
[see page 22 for mesh model code]	M2	M2 Mesh	•	\$126
	M3	M3 Mesh	•	\$126
	M4	M4 Mesh	•	\$126
	M7	M7 Mesh	•	-
	M10	M10 Mesh	•	\$42
OPTIONS	SC	Sit to Counter [Black frame and Synchro Tilt only]	•	\$138
	AWK	Adjustable Width Bracket [Knob][Not Included with MF Arm]	•	\$30
	AWL	Adjustment Width Bracket [Lever][Not Included with MF Arm]	•	\$40
	LH	65mm [2.5"] Dual Surface Casters	•	\$32
	OHH	OH Dual Surface Casters [adjustable]	•	\$95
	OHC	OH Carpet Casters [adjustable]	•	\$63
	BC	Birch 65mm [2.5"] Dual Surface Casters	•	\$32
	HAB	High Profile Aluminum Base w/65mm Casters	•	\$65
	SS	Seat Slider [Standard 2.5" range] [not available with SC option]	•	\$85
	SE	Extended 3" Seat Slider [N/A with IES or SC]	•	\$85
	LU	Lumbar Support	•	\$75
	BHA	Back Height Adjustment with [BT-4] Control	•	N/A
	BHA	Back Height Adjustment with [DJ] Control	•	-
	BHA	Back Height Adjustment with [ST] Control	•	\$90
	IES	Inertia Ergonomic Small Seat [16"D   19"W]	•	-
	LS	Low Seat Height with 5" Travel***	•	\$53
	HS	High Cylinder 5.5"***	•	-
	CL	CAL TB133	•	\$95
FREIGHT OPTIONS	KD	Knocked Down	•	-
	BW	Blanket Wrapped - Fully Assembled [25 unit minimum]	•	\$75
	FA	Fully Assembled in Carton [25 unit minimum]	•	\$115
FREIGHT REQUIREMENTS	AS	Allseating Standard	•	-
	FQ	Special Freight Instructions [Call for Quote]	•	VAR
	GD	Guaranteed Delivery Date and Time [Call for Quote]	•	VAR

## TO ORDER SIMPLY FILL IN THE BLANKS

77	0							
SERIES	BACK STYLE	CONTROL	ARM	BACK MESH	OPTIONS For additional options separate with (-) hyphen.	FREIGHT OPTION	FREIGHT REQUIREMENTS	FABRIC CODE Please refer to allseating.com for fabric codes.





# INERTIA® MESH HIGHBACK

DESIGN | ALLSEATING  
GSA SIN | 33721

## FEATURES

- 4.25" cylinder
- Black or smoke nylon base
- Mesh back
- Molded seat foam with upholstered stitch detail
- For arm features and travel specifications, see page 16
- Carpet casters
- 24/7 Warranty on Synchro Tilt [40] mechanism, options included are T2 arms and Seat Slider. For more details see page 161
- Lumbar Support: Raise or flatten the curvature of the lumbar using Inertia's Lumbar Support. Inflate the lumbar to increase support or deflate to decrease support.

## DIMENSIONS

- Overall [Synchro Tilt]: 38.75"- 43"H | 28.5"W | 28.5"D
- Overall [Deluxe Tilt J-Bar]: 40.75"-45"H | 28.5"W | 28.5"D
- Overall [Basic Synchro Tilt]: 39.25"-43.5"H | 28.5"W | 28.5"D
- Seat [Synchro Tilt]: 16.75"- 21"H | 20"W | 19.5"D
- Seat [Deluxe Tilt J-Bar]: 17"-21.25"H | 20"W | 19.5"D
- Seat [Basic Synchro Tilt]: 17"-21.5"H | 20"W | 19.5"D
- Back: 21"H | 19"W
- COM: 0.75 yd.

## NOTES

- Ships knocked down.
- For BW and FA freight options, minimum quantities apply
- Tension is adjustable on OHC and OHH casters to accommodate various surfaces
- All other features are dependant on the control specified. Please refer to Control Choice on page 8 for full description of available features.
- This product meets the requirements set forth in ANSI/BIFMA X5.1-2011 and is warranted for users up to 350 lbs.
- Dimensions are dependant on options selected. Product can be configured to comply with BIFMA G1-2002 guidelines.
- Smoke Finish | L2, T2 and 4D arms are the only arms available in Smoke and will match base when selected.
- \*\*\*Composite base and casters will be substituted if HS or LS is selected.
- For mesh model code see page 22.

## BASE PRICE | \$562

77189-NA

Grade 1	Grade 2/ COM	Grade 3	Grade 4/COL	Grade 5	Grade 6	Grade 7	Grade 8	Leather 1	Leather 2	Leather 3
\$562	\$583	\$597	\$615	\$630	\$658	\$690	\$725	\$802	\$836	\$939

SERIES	77	Inertia Mesh Back	QS	\$
BACK STYLE	1	Highback	•	-
CONTROL	89	Basic Synchro Tilt [BT-4]	•	-
	40	Synchro Tilt [ST]	•	\$78
	80	Deluxe Tilt J-Bar [DJ]	•	\$168
ARM	NA	No Arm	•	-
	CA	Conference Arm [Not Available with Deluxe Tilt J-Bar, AWK, or AWL]	•	\$48
	L2	Dual Function Arm [Not Available with AWK or AWL]	•	\$95
	T2	Task 2 Arm	•	\$115
	4D	4 Dimensional Arm	•	\$130
	MF	Multi-functional Arm [Width Adjustment Not Included]	•	\$158
	T7	Ergonomic Task Arm [Includes AWK]	•	\$295
FRAME FINISH	BKN	Black Nylon	•	-
	SKN	Smoke Nylon [Available arms L2, T2, 4D]	•	\$48
	BRN	Birch Nylon [Available arms T2, 4D, L2, and T7]	•	\$48
BACK MESH	M1	M1 Mesh	•	\$42
[see page 22 for mesh model code]	M2	M2 Mesh	•	\$126
	M3	M3 Mesh	•	\$126
	M4	M4 Mesh	•	\$126
	M7	M7 Mesh	•	-
	M10	M10 Mesh	•	\$45
OPTIONS	AWK	Adjustable Width Bracket [Knob][Not Included with MF Arm]	•	\$30
	AWL	Adjustment Width Bracket [Lever][Not Included with MF Arm]	•	\$40
	LH	65mm [2.5"] Dual Surface Casters	•	\$32
	OHH	OH Dual Surface Casters [adjustable]	•	\$95
	OHC	OH Carpet Casters [adjustable]	•	\$65
	BC	Birch 65mm [2.5"] Dual Surface Casters	•	\$32
	HAB	High Profile Aluminum Base w/65mm Casters	•	\$65
	SS	Seat Slider [Standard 2.5" range] [not available with SC option]	•	\$85
	SE	Extended 3" Seat Slider [N/A with IES or SC]	•	\$85
	LU	Lumbar Support	•	\$75
	BHA	Back Height Adjustment with [BT-4] Control	•	N/A
	BHA	Back Height Adjustment with [DJ] Control	•	-
	BHA	Back Height Adjustment with [ST] Control	•	\$90
	IES	Inertia Ergonomic Small Seat [16"D   19"W]	•	-
	LS	Low Seat Height with 5" Travel***	•	\$53
	HS	High Cylinder 5.5"***	•	-
	CL	CAL TB133	•	\$95
FREIGHT OPTIONS	KD	Knocked Down	•	-
	BW	Blanket Wrapped - Fully Assembled [25 unit minimum]	•	\$75
	FA	Fully Assembled in Carton [25 unit minimum]	•	\$115
FREIGHT REQUIREMENTS	AS	Allseating Standard	•	-
	FQ	Special Freight Instructions [Call for Quote]	•	VAR
	GD	Guaranteed Delivery Date and Time [Call for Quote]	•	VAR

## TO ORDER SIMPLY FILL IN THE BLANKS

77	1							
SERIES	BACK STYLE	CONTROL	ARM	BACK MESH	OPTIONS For additional options separate with (-) hyphen.	FREIGHT OPTION	FREIGHT REQUIREMENTS	FABRIC CODE Please refer to allseating.com for fabric codes.



# INERTIA® MESH EXTRA HIGHBACK

DESIGN | ALLSEATING  
OPEN MARKET

**BASE PRICE | \$603**  
**77389-NA**

## FEATURES

- 4.25" cylinder
- Black or smoke nylon base
- Mesh back
- Molded seat foam with upholstered stitch detail
- For arm features and travel specifications, see page 16
- Carpet casters
- 24|7 Warranty on Synchro Tilt [40] mechanism, options included are T2 arms and Seat Slider. For more details see page 161
- Lumbar Support: Raise or flatten the curvature of the lumbar using Inertia's Lumbar Support. Inflate the lumbar to increase support or deflate to decrease support.

## DIMENSIONS

- Overall [Synchro Tilt]: 38.75"-43"H | 28.5"W | 28.5"D
- Overall [Deluxe Tilt J-Bar]: 40.75"-45"H | 28.5"W | 28.5"D
- Overall [Basic Synchro Tilt]: 39.25"-43.5"H | 28.5"W | 28.5"D
- Seat [Synchro Tilt]: 16.75"-21"H | 20"W | 19.5"D
- Seat [Deluxe Tilt J-Bar]: 17"-21.25"H | 20"W | 19.5"D
- Seat [Basic Synchro Tilt]: 17"-21.5"H | 20"W | 19.5"D
- Back: 25.8"H | 19"W
- COM: 0.75 yd.

## NOTES

- Ships knocked down.
- For BW and FA freight options, minimum quantities apply
- Tension is adjustable on OHC and OHH casters to accommodate various surfaces
- All other features are dependant on the control specified. Please refer to Control Choice on page 8 for full description of available features.
- This product meets the requirements set forth in ANSI/BIFMA X5.1-2011 and is warranted for users up to 350 lbs.
- Dimensions are dependant on options selected. Product can be configured to comply with BIFMA G1-2002 guidelines.
- Smoke Finish | L2, T2 and 4D arms are the only arms available in Smoke and will match base when selected.
- \*\*\*Composite base and casters will be substituted if HS or LS is selected.
- For mesh model code see page 22.

Grade 1	Grade 2/ COM	Grade 3	Grade 4/COL	Grade 5	Grade 6	Grade 7	Grade 8	Leather 1	Leather 2	Leather 3
\$603	\$624	\$638	\$656	\$671	\$699	\$731	\$766	\$843	\$877	\$980

SERIES	77	Inertia Mesh Back	QS	\$
BACK STYLE	3	Extra Highback	•	-
CONTROL	89	Basic Synchro Tilt [BT-4]	•	-
	40	Synchro Tilt [ST]	•	\$78
	80	Deluxe Tilt J-Bar [DJ]	•	\$168
ARM	NA	No Arm	•	-
	CA	Conference Arm [Not Available with Deluxe Tilt J-Bar, AWK, or AWL]	•	\$48
	L2	Dual Function Arm [Not Available with AWK or AWL]		\$95
	T2	Task 2 Arm	•	\$115
	4D	4 Dimensional Arm	•	\$130
	MF	Multi-functional Arm [Width Adjustment Not Included]	•	\$158
	T7	Ergonomic Task Arm [Includes AWK]		\$295
FRAME FINISH	BKN	Black Nylon	•	-
	SKN	Smoke Nylon [Available arms L2, T2, 4D]		\$48
	BRN	Birch Nylon [Available arms T2, 4D, L2, and T7]		\$48
BACK MESH	M1	M1 Mesh		\$42
[see page 22 for mesh model code]	M2	M2 Mesh		\$126
	M3	M3 Mesh		\$126
	M4	M4 Mesh		\$126
	M7	M7 Mesh	•	-
	M10	M10 Mesh		\$45
OPTIONS	AWK	Adjustable Width Bracket [Knob][Not Included with MF Arm]	•	\$30
	AWL	Adjustment Width Bracket [Lever][Not Included with MF Arm]	•	\$40
	LH	65mm [2.5"] Dual Surface Casters	•	\$32
	OHH	OH Dual Surface Casters [adjustable]	•	\$95
	OHC	OH Carpet Casters [adjustable]	•	\$65
	BC	Birch 65mm [2.5"] Dual Surface Casters		\$32
	HAB	High Profile Aluminum Base w/65mm Casters	•	\$65
	SS	Seat Slider [Standard 2.5" range] [not available with SC option]	•	\$85
	SE	Extended 3" Seat Slider [N/A with IES or SC]	•	\$85
	LU	Lumbar Support		\$75
	BHA	Back Height Adjustment with [BT-4] Control		N/A
	BHA	Back Height Adjustment with [DJ] Control		-
	BHA	Back Height Adjustment with [ST] Control	•	\$90
	IES	Inertia Ergonomic Small Seat [16"D   19"W]	•	-
	LS	Low Seat Height with 5" Travel***	•	\$53
	HS	High Cylinder 5.5"***	•	-
	CL	CAL TB133		\$95
FREIGHT OPTIONS	KD	Knocked Down	•	-
	BW	Blanket Wrapped - Fully Assembled [25 unit minimum]		\$75
	FA	Fully Assembled in Carton [25 unit minimum]		\$115
FREIGHT REQUIREMENTS	AS	Allseating Standard		-
	FQ	Special Freight Instructions [Call for Quote]		VAR
	GD	Guaranteed Delivery Date and Time [Call for Quote]		VAR

## TO ORDER SIMPLY FILL IN THE BLANKS

77	3							
SERIES	BACK STYLE	CONTROL	ARM	BACK MESH	OPTIONS For additional options separate with (-) hyphen.	FREIGHT OPTION	FREIGHT REQUIREMENTS	FABRIC CODE Please refer to allseating.com for fabric codes.



# INERTIA® +PLUS MESH BACK

DESIGN | ALLSEATING  
GSA SIN | 33721

**BASE PRICE | \$688**

**77440-NA**

Grade 1	Grade 2/ COM	Grade 3	Grade 4/COL	Grade 5	Grade 6	Grade 7	Grade 8	Leather 1	Leather 2	Leather 3
\$688	\$716	\$734	\$758	\$779	\$816	\$858	\$905	\$1,008	\$1,053	\$1,190

## FEATURES

- 4.25" cylinder
- Black nylon base
- Mesh back
- Molded seat foam with upholstered stitch detail
- For arm features and travel specifications, see page 16
- Carpet casters
- Lumbar Support: Raise or flatten the curvature of the lumbar using Inertia's Lumbar Support. Inflate the lumbar to increase support or deflate to decrease support.

## DIMENSIONS

- Overall [Synchro Tilt]: 42.5"-46.75"H | 28.5"W | 28.5"D
- Seat [Synchro Tilt]: 18"- 22.25"H | 22"W | 20.5"D
- Back: 24"H | 22.5"W
- COM: 1 yd.

## NOTES

- Ships knocked down.
- For BW and FA freight options, minimum quantities apply
- All other features are dependant on the control specified. Please refer to Control Choice on page ?? for full description of available features.
- Tension is adjustable on OHC and OHH casters to accommodate various surfaces
- This product meets the requirements set forth in ANSI/BIFMA X5.1-2011 and is warranted for users up to 350 lbs.
- Dimensions are dependant on options selected. Product can be configured to comply with BIFMA G1-2002 guidelines.
- Smoke Finish | L2, T2 and 4D arms are the only arms available in Smoke and will match base when selected.
- \*\*\*Composite base and casters will be substituted if HS or LS is selected.
- For mesh model code see page 22.

SERIES	77	Inertia Mesh Back	QS	\$
BACK STYLE	4	+Plus	•	-
CONTROL	40	Synchro Tilt [ST]	•	-
ARM	NA	No Arm	•	-
	CA	Conference Arm [Not Available with AWK or AWL]		\$48
	T2	Task 2 Arm	•	\$115
	4D	4 Dimensional Arm	•	\$130
	MF	Multi-functional Arm [Width Adjustment Not Included]	•	\$158
	T7	Ergonomic Task Arm [Includes AWK]		\$295
BACK MESH [see page 22 for mesh model code]	M1	M1 Mesh		\$42
	M2	M2 Mesh		\$126
	M3	M3 Mesh		\$126
	M4	M4 Mesh		\$126
	M7	M7 Mesh	•	-
	M10	M10 Mesh		\$42
OPTIONS	AWK	Adjustable Width Bracket [Knob][Not Included with MF Arm]	•	\$30
	AWL	Adjustment Width Bracket [Lever][Not Included with MF Arm]	•	\$40
	LH	65mm [2.5"] Dual Surface Casters	•	\$32
	OHH	OH Dual Surface Casters [adjustable]	•	\$95
	OHC	OH Carpet Casters [adjustable]	•	\$63
	G	Glides*** [N/A with HAB]	•	\$30
	HAB	High Profile Aluminum Base w/65mm Casters	•	\$65
	LU	Lumbar Support		\$75
	CL	CAL TB133		\$95
FREIGHT OPTIONS	KD	Knocked Down		-
	BW	Blanket Wrapped - Fully Assembled [25 unit minimum]		\$75
	FA	Fully Assembled in Carton [25 unit minimum]		\$115
FREIGHT REQUIREMENTS	AS	Allseating Standard		-
	FQ	Special Freight Instructions [Call for Quote]		VAR
	GD	Guaranteed Delivery Date and Time [Call for Quote]		VAR

## TO ORDER SIMPLY FILL IN THE BLANKS

77	4	40						
SERIES	BACK STYLE	CONTROL	ARM	BACK MESH	OPTIONS For additional options separate with (-) hyphen.	FREIGHT OPTION	FREIGHT REQUIREMENTS	FABRIC CODE Please refer to allseating.com for fabric codes.



# INERTIA® MESH STOOL

DESIGN | ALLSEATING  
GSA SIN | 33721

## FEATURES

- 8" cylinder
- Composite base
- Molded seat foam
- For arm features and travel specifications, see page ??
- Adjustable Foot ring
- Carpet casters
- Includes height adjustable foot ring
- Air pump controls
- Lumbar Support: Raise or flatten the curvature of the lumbar using Inertia's Lumbar Support. Inflate the lumbar to increase support or deflate to decrease support.

## DIMENSIONS

- Overall [Basic Stool]: 38"- 45.5"H | 28"W | 28"D
- Seat [Basic Stool]: 20.25"- 27.75"H | 20"W | 19.5"D
- Overall [10" Stool]: 38.5"-48.5"H | 27"W | 27"D
- Seat [10" Stool]: 20.75"-30.75"H | 20"W | 19.5"D
- Back: 19"H | 19"W
- COM Full: 1.75 yd.

## NOTES

- Ships knocked down
- For BW and FA freight options, minimum quantities apply
- Tension is adjustable on OHC and OHH casters to accommodate various surfaces
- This product meets the requirements set forth in ANSI/BIFMA X5.1-2011 and is warranted for users up to 350 lbs.
- Dimensions are dependant on options selected. Product can be configured to comply with BIFMA G1-2002 guidelines.
- For mesh model code see page 22.

## BASE PRICE | \$676

77019-NA

Grade 1	Grade 2/ COM	Grade 3	Grade 4/COL	Grade 5	Grade 6	Grade 7	Grade 8	Leather 1	Leather 2	Leather 3
\$676	\$697	\$711	\$729	\$744	\$772	\$804	\$839	\$916	\$950	\$1,053

SERIES	77	Inertia Mesh Back	QS	\$
BACK STYLE	0	Midback	•	-
CONTROL	19	Basic Stool [B2]	•	-
ARM	NA	No Arm	•	-
	T2	Task 2 Arm	•	\$115
	4D	4 Dimensional Arm	•	\$130
	MF	Multi-functional Arm [Width Adjustment Not Included]	•	\$158
FRAME FINISH	BKN	Black Nylon	•	-
	SKN	Smoke Nylon [Available arms L2, T2, 4D]		\$48
	BRN	Birch Nylon [Available arms T2, 4D, L2, and T7]		\$48
BACK MESH	M1	M1 Mesh		\$42
[see page 22 for mesh model code]	M2	M2 Mesh		\$126
	M3	M3 Mesh		\$126
	M4	M4 Mesh		\$126
	M7	M7 Mesh	•	-
	M10	M10 Mesh		\$42
OPTIONS	AWL	Adjustment Width Bracket [Lever][Not Included with MF Arm]	•	\$40
	H	Dual Surface Casters [10" Stool Only]	•	\$30
	LH	Dual Surface Casters [8" Stool Only]	•	\$32
	OHH	OH Dual Surface Casters [adjustable   8" Stool Only]	•	\$95
	OHC	OH Carpet Casters [adjustable   8" Stool Only]	•	\$63
	G	Glides [10" Stool Only]	•	\$30
	AB	Aluminum Base	•	\$65
	SS	Seat Slider Seat Slider [Standard 2.5" range] [8" Cylinder Only]	•	\$85
	LU	Lumbar Support		\$75
	10	10" Stool Package	•	\$36
	IES	Inertia Ergonomic Small Seat [16"D   19"W]		-
	CL	CAL TB133		\$95
FREIGHT OPTIONS	KD	Knocked Down		-
	BW	Blanket Wrapped - Fully Assembled [25 unit minimum]		\$75
	FA	Fully Assembled in Carton [25 unit minimum]		\$115
FREIGHT REQUIREMENTS	AS	Allseating Standard		-
	FQ	Special Freight Instructions [Call for Quote]		VAR
	GD	Guaranteed Delivery Date and Time [Call for Quote]		VAR

## TO ORDER SIMPLY FILL IN THE BLANKS

77	-	0	-	19	-		-		-		-		-		-	
SERIES		BACK STYLE		CONTROL		ARM		BACK MESH		OPTIONS		FREIGHT OPTION		FREIGHT REQUIREMENTS		FABRIC CODE
										For additional options separate with (-) hyphen.						Please refer to allseating.com for fabric codes.



# INERTIA® MESH SIDE

DESIGN | ALLSEATING  
GSA SIN | 33721

## FEATURES

- Mesh back
- Upholstered seat
- Black non-marring glides
- Stacks 10 on a dolly
- Stacks 5 on the floor
- Stacks 2 high with casters

## DIMENSIONS

- Side Overall NA: 32"H | 18"W | 24"D
- Side Overall WA: 32"H | 24"W | 24"D
- Seat: 17.5"H | 18"W | 18.5"D
- Back: 14.5"H | 18"W
- COM Full: 0.75 yd.
- +Plus Overall NA: 32"H | 20"W | 24"D
- +Plus Overall WA: 32"H | 26"W | 24"D
- Seat: 17.5"H | 19"W | 18.5"D
- Back: 14.5"H | 20"W
- COM Full: 0.75 yd.
- Dolly-10: 48"H | 22"W | 32"D
- Dolly-10 Fully Loaded: 66"H | 24"W | 36"D

## NOTES

- Ships fully assembled.
- For BW freight option, minimum quantities apply
- Tension is adjustable on OHC and OHH casters to accommodate various surfaces
- For orders of less than 2, a cartoning surcharge of \$22 net will be incurred per order.
- Inertia Dolly-10 not available for +Plus Side.
- This product meets the requirements set forth in ANSI/BIFMA X5.1-2011 and is warranted for users up to 350 lbs.
- For mesh model code see page 22.

## BASE PRICE | \$358

77054-NA

Grade 1	Grade 2/ COM	Grade 3	Grade 4/COL	Grade 5	Grade 6	Grade 7	Grade 8	Leather 1	Leather 2	Leather 3
\$358	\$379	\$393	\$411	\$426	\$454	\$486	\$521	\$598	\$632	\$735

SERIES	77	Inertia Mesh Back	QS	\$
BACK STYLE	0	Midback	•	-
	4	+Plus	•	\$30
LEG	54	4 Leg	•	-
ARM	NA	No Arm	•	-
	WA	Inertia Guest Arm	•	\$45
FRAME FINISH	SIL	Silver	•	-
	BK	Black	•	-
	GM	Metallic Gunmetal		-
BACK MESH	M1	M1 Mesh		\$21
(see page 22 for mesh model code)	M2	M2 Mesh		\$63
	M3	M3 Mesh		\$63
	M4	M4 Mesh		\$63
	M7	M7 Mesh	•	-
	M10	M10 Mesh		\$42
OPTIONS	CA	Carpet Casters	•	\$48
	TC	Tile Casters	•	\$55
	GBWA	Ganging Brackets with Arms	•	\$35
	GBNA	Ganging Brackets No Arms	•	\$35
	CL	CAL TB133		\$95
FREIGHT OPTIONS	FA	Fully Assembled		-
	BW	Blanket Wrapped - Fully Assembled (25 unit minimum)		\$35
FREIGHT REQUIREMENTS	AS	Allseating Standard		-
	FQ	Special Freight Instructions (Call for Quote)		VAR
	GD	Guaranteed Delivery Date and Time (Call for Quote)		VAR

	Inertia Dolly -10	(N/A for +Plus) Please ensure Dolly has separate model/line item with quantities specified	\$360
--	-------------------	--------------------------------------------------------------------------------------------	-------

## TO ORDER SIMPLY FILL IN THE BLANKS

77	-		-	54	-		-		-		-		-		-	
SERIES		BACK STYLE		LEG		ARM		FRAME FINISH		BACK MESH		OPTIONS		FREIGHT REQUIREMENTS		FABRIC CODE
												For additional options separate with (-) hyphen.				Please refer to allseating.com for fabric codes.



# INERTIA® MESH BAR STOOL

DESIGN | ALLSEATING  
GSA SIN | 33721

**BASE PRICE | \$483**

77056-NA

## FEATURES

- Mesh back
- Upholstered seat
- Wall-saving designed frame
- Black non-marring glides

## DIMENSIONS

- Overall NA: 43.5"H | 21"W | 25"D
- Overall WA: 43.5"H | 24"W | 25"D
- Seat: 29"H | 17"W | 18.5"D
- Back: 14.5"H | 18"W
- COM Full: 0.75 yd.

Grade 1	Grade 2/ COM	Grade 3	Grade 4/COL	Grade 5	Grade 6	Grade 7	Grade 8	Leather 1	Leather 2	Leather 3
\$483	\$504	\$518	\$536	\$551	\$579	\$611	\$646	\$723	\$757	\$860

SERIES	77	Inertia Mesh Back	QS	\$
BACK STYLE	0	Midback		-
LEG	56	Bar Stool		-
ARM	NA	No Arm		-
	WA	Inertia Barstool Arm		\$45
FRAME FINISH	SIL	Silver		-
	BK	Black		-
	GM	Metallic Gunmetal		-
BACK MESH	M1	M1 Mesh		\$21
(see page 22 for mesh model code)	M2	M2 Mesh		\$63
	M3	M3 Mesh		\$63
	M4	M4 Mesh		\$63
	M7	M7 Mesh		-
	M10	M10 Mesh		\$42
OPTIONS	CL	CAL TB133		\$95
FREIGHT OPTIONS	FA	Fully Assembled		-
	BW	Blanket Wrapped - Fully Assembled [25 unit minimum]		\$35
FREIGHT REQUIREMENTS	AS	Allseating Standard		-
	FQ	Special Freight Instructions [Call for Quote]		VAR
	GD	Guaranteed Delivery Date and Time (Call for Quote)		VAR

## NOTES

- Ships fully assembled, 1 per box.
- For BW freight option, minimum quantities apply
- This product meets the requirements set forth in ANSI/BIFMA X5.1-2011 and is warranted for users up to 350 lbs.
- Dimensions are dependant on options selected. Product can be configured to comply with BIFMA G1-2002 Guidelines.
- For mesh model code see page 22.

## TO ORDER SIMPLY FILL IN THE BLANKS

77	0	56						
SERIES	BACK STYLE	LEG	ARM	FRAME FINISH	BACK MESH	OPTIONS For additional options separate with (-) hyphen.	FREIGHT REQUIREMENTS	FABRIC CODE Please refer to allseating.com for fabric codes.





# INERTIA® UPHOLSTERED MIDBACK

DESIGN | ALLSEATING  
GSA SIN | 33721

## FEATURES

- 4.25" cylinder
- Black nylon base
- Molded seat foam with stitched upholstery detail
- For arm features and travel specifications, see page 16
- Carpet casters
- 24/7 Warranty on Synchro Tilt (40) mechanism, options included are T2 arms and Seat Slider. For more details see page 161

## DIMENSIONS

- Overall [Synchro Tilt]: 35.5"- 39.75"H | 28.5"W | 28.5"D
- Overall [Deluxe Tilt J-Bar]: 37"-41.25"H | 28.5" W | 28.5"D
- Overall [Basic Synchro Tilt]: 36"-40.5"H | 28.5"W | 28.5"D
- Seat [Synchro Tilt]: 16.75"-21"H | 20"W | 19.5"D
- Seat [Deluxe Tilt J-Bar]: 17"- 21.25"H | 20"W | 19.5"D
- Seat [Basic Synchro Tilt]: 17"-21.5"H | 20"W | 19.5"D
- Back: 21"H | 19"W
- COM Full: 1.75 yd.

## NOTES

- Ships knocked down.
- For BW and FA freight options, minimum quantities apply
- All other features are dependant on the control specified. Please refer to Control Choice on page 8 for full description of available features.
- Tension is adjustable on OHC and OHH casters to accommodate various surfaces
- This product meets the requirements set forth in ANSI/BIFMA X5.1-2011 and is warranted for users up to 350 lbs.
- Dimensions are dependant on options selected. Product can be configured to comply with BIFMA G1-2002 guidelines.
- Smoke Finish | L2, T2 and 4D arms are the only arms available in Smoke and will match base when selected
- \*\*\*Composite base and casters will be substituted if LS is selected.

## BASE PRICE | \$655

79089-NA

Grade 1	Grade 2/COM	Grade 3	Grade 4/COL	Grade 5	Grade 6	Grade 7	Grade 8	Leather 1	Leather 2	Leather 3
\$655	\$704	\$736	\$778	\$814	\$879	\$953	\$1,035	\$1,214	\$1,294	\$1,534

SERIES	79	Inertia Upholstered	QS	\$
BACK STYLE	0	Midback	•	-
CONTROL	89	Basic Synchro Tilt [BT-4]	•	-
	40	Synchro Tilt [ST]	•	\$78
	80	Deluxe Tilt J-Bar [DJ]	•	\$168
	NA	No Arm	•	-
ARM	CA	Conference Arm [Not Available with Deluxe Tilt J-Bar, AWK, or AWL]	•	\$48
	L2	Dual Function Arm [Not Available with AWK or AWL]	•	\$95
	T2	Task 2 Arm	•	\$115
	4D	4 Dimensional Arm	•	\$130
	MF	Multi-functional Arm [Width Adjustment Not Included]	•	\$158
	T7	Ergonomic Task Arm [Includes AWK]	•	\$295
	NA	No Arm	•	-
FRAME FINISH	BKN	Black Nylon	•	-
	SKN	Smoke Nylon [Available arms L2, T2, 4D]	•	\$48
	BRN	Birch Nylon [Available arms T2, 4D, L2, and T7]	•	\$48
OPTIONS	SC	Sit to Counter [Black frame and Synchro Tilt only]	•	\$138
	AWK	Adjustable Width Bracket [Knob][Not Included with MF Arm]	•	\$30
	AWL	Adjustment Width Bracket [Lever][Not Included with MF Arm]	•	\$40
	LH	65mm [2.5"] Dual Surface Casters	•	\$32
	OHH	OH Dual Surface Casters [adjustable]	•	\$95
	OHC	OH Carpet Casters [adjustable]	•	\$63
	BC	Birch 65mm [2.5"] Dual Surface Casters	•	\$32
	HAB	High Profile Aluminum Base w/65mm Casters	•	\$65
	SS	Seat Slider [Standard 2.5" range] [not available with SC option]	•	\$85
	SE	Extended 3" Seat Slider [N/A with IES or SC]	•	\$85
	BHA	Back Height Adjustment with [BT-4] Control	•	N/A
	BHA	Back Height Adjustment with [DJ] Control	•	-
	BHA	Back Height Adjustment with [ST] Control	•	\$90
	IES	Inertia Ergonomic Small Seat [16"D   19"W]	•	-
	LS	Low Seat Height with 5" Travel***	•	\$53
	HS	High Cylinder 5.5****	•	-
	CL	CAL TB133	•	\$95
FREIGHT OPTIONS	KD	Knocked Down	•	-
	BW	Blanket Wrapped - Fully Assembled [25 unit minimum]	•	\$75
	FA	Fully Assembled in Carton [25 unit minimum]	•	\$115
FREIGHT REQUIREMENTS	AS	Allseating Standard	•	-
	FQ	Special Freight Instructions [Call for Quote]	•	VAR
	GD	Guaranteed Delivery Date and Time [Call for Quote]	•	VAR

## TO ORDER SIMPLY FILL IN THE BLANKS

79	0						
SERIES	BACK STYLE	CONTROL	ARM	OPTIONS For additional options separate with (-) hyphen.	FREIGHT OPTION	FREIGHT REQUIREMENTS	FABRIC CODE Please refer to allseating.com for fabric codes.





# INERTIA® UPHOLSTERED HIGHBACK

DESIGN | ALLSEATING  
GSA SIN | 33721

**BASE PRICE | \$740**  
**79189-NA**

## FEATURES

- 4.25" cylinder
- Black nylon base
- Molded seat foam with upholstered stitch detail
- For arm features and travel specifications, see page 16
- Carpet casters
- 24|7 Warranty on Synchro Tilt (40) mechanism, options included are T2 arms and Seat Slider. For more details see page 161

## DIMENSIONS

- Overall [Synchro Tilt]: 38.75" - 43"H | 28.5"W | 28.5"D
- Overall [Deluxe Tilt J-Bar]: 40.75" - 45"H | 28.5" W | 28.5"D
- Overall [Basic Synchro Tilt]: 39.25" - 43.5"H | 28.5"W | 28.5"D
- Seat [Synchro Tilt]: 16.75" - 21"H | 20"W | 19.5"D
- Seat [Deluxe Tilt J-Bar]: 17" - 21.25"H | 20"W | 19.5"D
- Seat [Basic Synchro Tilt]: 17" - 21.5"H | 20"W | 19.5"D
- Back: 21"H | 19"W
- COM Full: 2 yd.

## NOTES

- Ships knocked down.
- For BW and FA Freight Options, minimum quantities apply, please check with Sales Support for details.
- All other features are dependant on the control specified. Please refer to Control Choice on page 8 for full description of available features.
- Tension is adjustable on OHC and OHH casters to accommodate various surfaces
- This product meets the requirements set forth in ANSI/BIFMA X5.1-2011 and is warranted for users up to 350 lbs.
- Dimensions are dependant on options selected. Product can be configured to comply with BIFMA G1-2002 guidelines.
- Smoke Finish | L2, T2 and 4D arms are the only arms available in Smoke and will match base when selected
- If requiring a 3" seat slider, please specify with code SE rather than SS
- \*\*\*Composite base and casters will be substituted if LS is selected.

Grade 1	Grade 2/ COM	Grade 3	Grade 4/COL	Grade 5	Grade 6	Grade 7	Grade 8	Leather 1	Leather 2	Leather 3
\$740	\$796	\$832	\$880	\$922	\$996	\$1,080	\$1,174	\$1,379	\$1,470	\$1,744

SERIES	79	Inertia Upholstered	QS	\$
BACK STYLE	1	Highback	•	-
CONTROL	89	Basic Synchro Tilt (BT-4)	•	-
	40	Synchro Tilt (ST)	•	\$78
	80	Deluxe Tilt J-Bar (DJ)	•	\$168
ARM	NA	No Arm	•	-
	CA	Conference Arm (Not Available with Deluxe Tilt J-Bar, AWK, or AWL)	•	\$48
	L2	Dual Function Arm [Not Available with AWK or AWL]	•	\$95
	T2	Task 2 Arm	•	\$115
	4D	4 Dimensional Arm	•	\$130
	MF	Multi-functional Arm [Width Adjustment Not Included]	•	\$158
	T7	Ergonomic Task Arm [Includes AWK]	•	\$295
FRAME FINISH	BKN	Black Nylon	•	-
	SKN	Smoke Nylon (Available arms L2, T2, 4D)	•	\$48
	BRN	Birch Nylon [Available arms T2, 4D, L2, and T7]	•	\$48
OPTIONS	AWK	Adjustable Width Bracket [Knob][Not Included with MF Arm]	•	\$30
	AWL	Adjustment Width Bracket [Lever][Not Included with MF Arm]	•	\$40
	LH	65mm (2.5") Dual Surface Casters	•	\$32
	OHH	OH Dual Surface Casters [adjustable]	•	\$95
	OHC	OH Carpet Casters [adjustable]	•	\$63
	BC	Birch 65mm (2.5") Dual Surface Casters	•	\$32
	HAB	High Profile Aluminum Base w/65mm Casters	•	\$65
	SS	Seat Slider (Standard 2.5" range) (not available with SC option)	•	\$85
	SE	Extended 3" Seat Slider [N/A with IES or SC]	•	\$85
	BHA	Back Height Adjustment with (BT-4) Control		N/A
	BHA	Back Height Adjustment with (DJ) Control		-
	BHA	Back Height Adjustment with (ST) Control		\$90
	IES	Inertia Ergonomic Small Seat (16"D   19"W)		-
	LS	Low Seat Height with 5" Travel***		\$53
	HS	High Cylinder 5.5"***		-
	CL	CAL TB133		\$95
FREIGHT OPTIONS	KD	Knocked Down		-
	BW	Blanket Wrapped - Fully Assembled [25 unit minimum]		\$75
	FA	Fully Assembled in Carton [25 unit minimum]		\$115
FREIGHT REQUIREMENTS	AS	Allseating Standard		-
	FQ	Special Freight Instructions (Call for Quote)		VAR
	GD	Guaranteed Delivery Date and Time (Call for Quote)		VAR

## TO ORDER SIMPLY FILL IN THE BLANKS

79	-	1	-		-		-		-		-		-	
SERIES		BACK STYLE		CONTROL		ARM		OPTIONS		FREIGHT OPTION		FREIGHT REQUIREMENTS		FABRIC CODE
								For additional options separate with (-) hyphen.						Please refer to allseating.com for fabric codes.



# INERTIA® UPHOLSTERED EXTRA HIGHBACK

DESIGN | ALLSEATING  
OPEN MARKET

**BASE PRICE | \$828**

79389-NA

Grade 1	Grade 2/ COM	Grade 3	Grade 4/COL	Grade 5	Grade 6	Grade 7	Grade 8	Leather 1	Leather 2	Leather 3
\$828	\$884	\$920	\$968	\$1,010	\$1,084	\$1,168	\$1,262	\$1,467	\$1,558	\$1,832

## FEATURES

- 4.25" cylinder
- Black nylon base
- Molded seat foam with upholstered stitch detail
- For arm features and travel specifications, see page 16
- Carpet casters
- 24|7 Warranty on Synchro Tilt (40) mechanism, options included are T2 arms and Seat Slider. For more details see page 161

## DIMENSIONS

- Overall [Synchro Tilt]: 38.75"- 43"H | 28.5"W | 28.5"D
- Overall [Deluxe Tilt J-Bar]: 40.75"-45"H | 28.5" W | 28.5"D
- Overall [Basic Synchro Tilt]: 39.25"- 43.5"H | 28.5"W | 28.5"D
- Seat [Synchro Tilt]: 16.75"-21"H | 20"W | 19.5"D
- Seat [Deluxe Tilt J-Bar]: 17"- 21.25"H | 20"W | 19.5"D
- Seat [Basic Synchro Tilt]: 17"-21.5"H | 20"W | 19.5"D
- Back: 25.8"H | 19"W
- COM Full: 2 yd.

## NOTES

- Ships knocked down.
- For BW and FA Freight Options, minimum quantities apply, please check with Sales Support for details.
- All other features are dependant on the control specified. Please refer to Control Choice on page 8 for full description of available features.
- Tension is adjustable on OHC and OHH casters to accommodate various surfaces
- This product meets the requirements set forth in ANSI/BIFMA X5.1-2011 and is warranted for users up to 350 lbs.
- Dimensions are dependant on options selected. Product can be configured to comply with BIFMA G1-2002 guidelines.
- Smoke Finish | L2, T2 and 4D arms are the only arms available in Smoke and will match base when selected
- If requiring a 3" seat slider, please specify with code SE rather than SS
- \*\*\*Composite base and casters will be substituted if LS is selected.

SERIES	79	Inertia Upholstered	QS	\$
BACK STYLE	3	Extra Highback	•	-
CONTROL	89	Basic Synchro Tilt (BT-4)	•	-
	40	Synchro Tilt (ST)	•	\$78
	80	Deluxe Tilt J-Bar (DJ)	•	\$168
ARM	NA	No Arm	•	-
	CA	Conference Arm (Not Available with Deluxe Tilt J-Bar, AWK, or AWL)	•	\$48
	L2	Dual Function Arm [Not Available with AWK or AWL]	•	\$95
	T2	Task 2 Arm	•	\$115
	4D	4 Dimensional Arm	•	\$130
	MF	Multi-functional Arm [Width Adjustment Not Included]	•	\$158
	T7	Ergonomic Task Arm [Includes AWK]	•	\$295
FRAME FINISH	BKN	Black Nylon	•	-
	SKN	Smoke Nylon (Available arms L2, T2, 4D)	•	\$48
	BRN	Birch Nylon [Available arms T2, 4D, L2, and T7]	•	\$48
OPTIONS	AWK	Adjustable Width Bracket [Knob][Not Included with MF Arm]	•	\$30
	AWL	Adjustment Width Bracket [Lever][Not Included with MF Arm]	•	\$40
	LH	65mm (2.5") Dual Surface Casters	•	\$32
	OHH	OH Dual Surface Casters [adjustable]	•	\$95
	OHC	OH Carpet Casters [adjustable]	•	\$63
	BC	Birch 65mm (2.5") Dual Surface Casters	•	\$32
	HAB	High Profile Aluminum Base w/65mm Casters	•	\$65
	SS	Seat Slider (Standard 2.5" range) (not available with SC option)	•	\$85
	SE	Extended 3" Seat Slider [N/A with IES or SC]	•	\$85
	BHA	Back Height Adjustment with (BT-4) Control		N/A
	BHA	Back Height Adjustment with (DJ) Control		-
	BHA	Back Height Adjustment with (ST) Control		\$90
	IES	Inertia Ergonomic Small Seat (16"D   19"W)		-
	LS	Low Seat Height with 5" Travel***		\$53
	HS	High Cylinder 5.5"***		-
	CL	CAL TB133		\$95
FREIGHT OPTIONS	KD	Knocked Down		-
	BW	Blanket Wrapped - Fully Assembled [25 unit minimum]		\$75
	FA	Fully Assembled in Carton [25 unit minimum]		\$115
FREIGHT REQUIREMENTS	AS	Allseating Standard		-
	FQ	Special Freight Instructions (Call for Quote)		VAR
	GD	Guaranteed Delivery Date and Time (Call for Quote)		VAR

## TO ORDER SIMPLY FILL IN THE BLANKS

79	3						
SERIES	BACK STYLE	CONTROL	ARM	OPTIONS For additional options separate with (-) hyphen.	FREIGHT OPTION	FREIGHT REQUIREMENTS	FABRIC CODE Please refer to allseating.com for fabric codes.



# INERTIA® UPHOLSTERED +PLUS

DESIGN | ALLSEATING  
GSA SIN | 33721

**BASE PRICE | \$870**  
**79440-NA**

## FEATURES

- 4.25" cylinder
- Black nylon base
- Molded seat foam with stitched upholstery detail
- For arm features and travel specifications, see page 16
- Carpet casters

## DIMENSIONS

- Overall [Synchro Tilt]: 42.5"- 46.75"H | 28.5"W | 28.5"D
- Seat: 18"- 22.25"H | 22"W | 20.5"D
- Back: 24"H | 22.5"W
- COM Full: 2 yd.

## NOTES

- Ships knocked down.
- For BW and FA Freight Options, minimum quantities apply, please check with Sales Support for details.
- All other features are dependant on the control specified. Please refer to Control Choice on page 8 for full description of available features.
- Tension is adjustable on OHC and OHH casters to accommodate various surfaces
- This product meets the requirements set forth in ANSI/ BIFMA X5.1-2011 and is warranted for users up to 350 lbs.
- Dimensions are dependant on options selected. Product can be configured to comply with BIFMA G1-2002 guidelines.
- \*\*\*Composite base will be substituted if these options are selected.

Grade 1	Grade 2/ COM	Grade 3	Grade 4/COL	Grade 5	Grade 6	Grade 7	Grade 8	Leather 1	Leather 2	Leather 3
\$870	\$926	\$962	\$1,010	\$1,052	\$1,126	\$1,210	\$1,304	\$1,509	\$1,600	\$1,874

SERIES	79	Inertia Upholstered	QS	\$
BACK STYLE	4	+Plus	•	-
CONTROL	40	Synchro Tilt (ST)	•	-
ARM	NA	No Arm	•	-
	CA	Conference Arm [Not Available with AWK or AWL]	•	\$48
	T2	Task 2 Arm	•	\$115
	4D	4 Dimensional Arm	•	\$130
	MF	Multi-functional Arm [Width Adjustment Not Included]	•	\$158
	T7	Ergonomic Task Arm [Includes AWK]	•	\$295
OPTIONS	AWK	Adjustable Width Bracket [Knob][Not Included with MF Arm]	•	\$30
	AWL	Adjustment Width Bracket [Lever][Not Included with MF Arm]	•	\$40
	LH	65mm (2.5") Dual Surface Casters	•	\$32
	OHH	OH Dual Surface Casters [adjustable]	•	\$95
	OHC	OH Carpet Casters [adjustable]	•	\$63
	HAB	High Profile Aluminum Base w/65mm Casters (Black frame only)	•	\$65
	CL	CAL TB133		\$95
FREIGHT OPTIONS	KD	Knocked Down		-
	BW	Blanket Wrapped - Fully Assembled [25 unit minimum]		\$75
	FA	Fully Assembled in Carton [25 unit minimum]		\$115
FREIGHT REQUIREMENTS	AS	Allseating Standard		-
	FQ	Special Freight Instructions (Call for Quote)		VAR
	GD	Guaranteed Delivery Date and Time (Call for Quote)		VAR

## TO ORDER SIMPLY FILL IN THE BLANKS

79	-	4	-	40	-		-		-		-		-	
SERIES		BACK STYLE		CONTROL		ARM		OPTIONS For additional options separate with (-) hyphen.		FREIGHT OPTION		FREIGHT REQUIRE- MENTS		FABRIC CODE Please refer to allseating.com for fabric codes.



# INERTIA® UPHOLSTERED STOOL

DESIGN | ALLSEATING  
GSA SIN | 33721

**BASE PRICE | \$800**  
**79019-NA**

## FEATURES

- 8" cylinder
- Composite base
- Molded seat foam with stitched upholstery detail
- For arm features and travel specifications, see page 16
- Adjustable foot ring
- Carpet casters
- Includes height adjustable foot ring

## DIMENSIONS

- Overall [Basic Stool]: 38"- 45.5"H | 28"W | 28"D
- Seat [Basic Stool]: 20.25"- 27.75"H | 20"W | 19.5"D
- Overall [10" Stool]: 38.5"-48.5"H | 27"W | 27"D
- Seat [10" Stool]: 20.75"-30.75"H | 20"W | 19.5"D
- Back: 19"H | 19"W
- COM Full: 1.75 yd.

## NOTES

- Ships knocked down.
- For BW and FA Freight Options, minimum quantities apply, please check with Sales Support for details.
- Tension is adjustable on OHC and OHH casters to accommodate various surfaces
- This product meets the requirements set forth in ANSI/ BIFMA X5.1-2011 and is warranted for users up to 350 lbs.
- Dimensions are dependant on options selected. Product can be configured to comply with BIFMA G1-2002 guidelines.

Grade 1	Grade 2/ COM	Grade 3	Grade 4/COL	Grade 5	Grade 6	Grade 7	Grade 8	Leather 1	Leather 2	Leather 3
\$800	\$849	\$881	\$923	\$959	\$1,024	\$1,098	\$1,180	\$1,359	\$1,439	\$1,679

SERIES	79	Inertia Upholstered	QS	\$
BACK STYLE	0	Midback	•	-
CONTROL	19	Basic Stool [B2]	•	-
ARM	NA	No Arm	•	-
	T2	Task 2 Arm	•	\$115
	4D	4 Dimensional Arm	•	\$130
	MF	Multi-functional Arm [Width Adjustment Not Included]	•	\$158
FRAME FINISH	BKN	Black Nylon	•	-
	SKN	Smoke Nylon [Available arms L2, T2, 4D]		\$48
	BRN	Birch Nylon [Available arms T2, 4D, L2, and T7]		\$48
OPTIONS	AWL	Adjustment Width Bracket [Lever][Not Included with MF Arm]	•	\$40
	H	Dual Surface Casters [10" Stool Only]	•	\$30
	LH	Dual Surface Casters [8" Stool Only]	•	\$32
	OHH	OH Dual Surface Casters [adjustable]	•	\$95
	OHC	OH Carpet Casters [adjustable]	•	\$63
	G	Glides [10" Stool Only]	•	\$30
	AB	Aluminum Base	•	\$65
	SS	Seat Slider [Available on 8" Cylinder Only]	•	\$85
	10	10" Stool Package	•	\$36
	IES	Inertia Ergonomic Small Seat [16"D   19"W]		-
	CL	CAL TB133		\$95
FREIGHT OPTIONS	KD	Knocked Down		-
	BW	Blanket Wrapped - Fully Assembled [25 unit minimum]		\$75
	FA	Fully Assembled in Carton [25 unit minimum]		\$115
FREIGHT REQUIREMENTS	AS	Allseating Standard		-
	FQ	Special Freight Instructions [Call for Quote]		VAR
	GD	Guaranteed Delivery Date and Time [Call for Quote]		VAR

## TO ORDER SIMPLY FILL IN THE BLANKS

79	0	19					
SERIES	BACK STYLE	CONTROL	ARM	OPTIONS For additional options separate with (-) hyphen.	FREIGHT OPTION	FREIGHT REQUIREMENTS	FABRIC CODE Please refer to allseating.com for fabric codes.



# INERTIA® UPHOLSTERED SIDE

DESIGN | ALLSEATING  
GSA SIN | 33721

**BASE PRICE | \$436**

79054-NA

CODE	Grade 1	Grade 2/ COM	Grade 3	Grade 4/ COL	Grade 5	Grade 6	Grade 7	Grade 8	Leather 1	Leather 2	Leather 3
79054	\$436	\$478	\$505	\$541	\$573	\$628	\$691	\$762	\$915	\$984	\$1,189
79454	\$468	\$517	\$549	\$591	\$627	\$692	\$766	\$848	\$1,027	\$1,107	\$1,347

## FEATURES

- Upholstered seat
- Wall-saving designed frame
- Black non-marring glides
- Stacks 10 on a dolly
- Stacks 5 on the floor
- Stacks 2 high with casters

## DIMENSIONS

- Side Overall NA: 32"H | 18"W | 24"D
- Side Overall WA: 32"H | 24"W | 24"D
- Seat: 17.5"H | 18"W | 18.5"D
- Back: 14.5"H | 18"W
- COM Full: 1.5 yd.
- +Plus Overall NA: 32"H | 20"W | 24"D
- +Plus Overall WA: 32"H | 26"W | 24"D
- +Plus Seat: 17.5"H | 19"W | 18.5"D
- +Plus Back: 14.5"H | 20"W
- +Plus COM Full: 1.75 yd.
- Dolly-10: 48"H | 22"W | 32"D
- Dolly-10 Fully Loaded: 66"H | 24"W | 36"D

SERIES	79	Inertia Upholstered	QS	\$
BACK STYLE	0	Midback	•	VAR
	4	+Plus	•	VAR
LEG	54	4 Leg	•	-
ARM	NA	No Arm	•	-
	WA	Inertia Guest Arm	•	\$45
FRAME FINISH	SIL	Silver	•	-
	BK	Black	•	-
	GM	Metallic Gunmetal	•	-
OPTIONS	CA	Carpet Casters	•	\$48
	TC	Dual Casters	•	\$55
	GBWA	Ganging Brackets with Arms	•	\$35
	GBNA	Ganging Brackets No Arms	•	\$35
	CL	CAL TB133	•	\$95
FREIGHT OPTIONS	FA	Fully Assembled in Carton [25 unit minimum]		-
	BW	Blanket Wrapped - Fully Assembled [25 unit minimum]		\$35
FREIGHT REQUIREMENTS	AS	Allseating Standard		-
	FQ	Special Freight Instructions (Call for Quote)		VAR
	GD	Guaranteed Delivery Date and Time (Call for Quote)		VAR

	Inertia Dolly -10	(N/A for +Plus) Please ensure Dolly has separate model/line item with quantities specified	\$355
--	-------------------	-----------------------------------------------------------------------------------------------	-------

## NOTES

- For orders of less than 2, a cartoning surcharge of \$22 net will be incurred per order.
- Inertia Dolly-10 not available for +Plus Side.
- This product meets the requirements set forth in ANSI/BIFMA X5.1-2011 and is warranted for users up to 350 lbs.

## TO ORDER SIMPLY FILL IN THE BLANKS

79		54						
SERIES	BACK STYLE	LEG	ARM	FRAME FINISH	OPTIONS For additional options separate with (-) hyphen.	FREIGHT OPTION	FREIGHT REQUIREMENTS	FABRIC CODE Please refer to allseating.com for fabric codes.



# INERTIA® UPHOLSTERED BAR STOOL

DESIGN | ALLSEATING  
GSA SIN | 33721

**BASE PRICE | \$514**

79056-NA

Grade 1	Grade 2/ COM	Grade 3	Grade 4/COL	Grade 5	Grade 6	Grade 7	Grade 8	Leather 1	Leather 2	Leather 3
\$514	\$556	\$583	\$619	\$651	\$706	\$769	\$840	\$993	\$1,062	\$1,267

## FEATURES

- Upholstered seat and back
- Wall-saving designed frame
- Black non-marring glides

## DIMENSIONS

- Overall NA: 43.5"H | 21"W | 25"D
- Overall WA: 43.5"H | 24"W | 25"D
- Seat: 29"H | 17"W | 18.5"D
- Back: 14.5"H | 18"W
- COM Full: 1.5 yds.

SERIES	79	Inertia Upholstered	QS	\$
BACK STYLE	0	Midback		-
LEG	56	Bar Stool		-
ARM	NA	No Arm		-
	WA	Inertia Barstool Arm		\$45
FRAME FINISH	SIL	Silver		-
	BK	Black		-
	GM	Metallic Gunmetal		-
OPTIONS	CL	CAL TB133		\$95
FREIGHT OPTIONS	FA	Fully Assembled in Carton		-
	BW	Blanket Wrapped - Fully Assembled [25 unit minimum]		\$35
FREIGHT REQUIREMENTS	AS	Allseating Standard		-
	FQ	Special Freight Instructions (Call for Quote)		VAR
	GD	Guaranteed Delivery Date and Time (Call for Quote)		VAR

## NOTES

- Ships 1 per box.
- This product meets the requirements set forth in ANSI/BIFMA X5.1-2011 and is warranted for users up to 350 lbs.
- Dimensions are dependant on options selected. Product can be configured to comply with BIFMA G1-2002 Guidelines.

## TO ORDER SIMPLY FILL IN THE BLANKS

79	0	56						
SERIES	BACK STYLE	LEG	ARM	FRAME FINISH	OPTIONS For additional options separate with (-) hyphen.	FREIGHT OPTION	FREIGHT REQUIREMENTS	FABRIC CODE Please refer to allseating.com for fabric codes.



# INNATE® MIDBACK

DESIGN | TODD YETMAN  
OPEN MARKET

- FEATURES**
- 4.5" cylinder
  - Molded seat foam
  - Adjustable lumbar included
  - Optional Birch frame and base features black mechanism and black carpet casters
  - Integrated seat slider
  - Optional adjustable headrest [fabric will match rest of chair]

- DIMENSIONS**
- Weight Activated Mechanism**
- Overall No Headrest: 37.5"-41.5" H | 26.75" W | 29" D
  - Overall With Headrest: 46.5"-50.5" H | 26.75" W | 29" D
  - Seat: 16.5" - 20.25" H | 19.75" W | 18.5" D [PAN] | 16.75"-18.75" [FROM LUMBAR]
  - Back: 20.5" H | 17.5" W
- Synchro Tilt Mechanism**
- Overall No Headrest: 37.75"-41.75" H | 26.25" W | 29" D
  - Overall With Headrest: 46.75"-50.75" H | 26.25" W | 29" D
  - Seat: 16.75" - 20.5" H | 19.75" W | 18.5" D [PAN] | 16.75"-18.75" [FROM LUMBAR]
  - Back: 20.5" H | 17.5" W
  - COM Seat and Back: 1.5 yards
  - COM Headrest: 0.25 yards

- NOTES**
- Ships knocked down
  - For BW and FA Freight Options minimum quantities apply, please check with Sales Support for details.
  - This product meets the requirements set forth in ANSI/BIFMA X5.1-2011 and is warranted for users up to 350 lbs.

BASE PRICE   \$1,195 62034-N2											
CODE	Grade 1	Grade 2/ COM	Grade 3	Grade 4/ COL	Grade 5	Grade 6	Grade 7	Grade 8	Leather 1	Leather 2	Leather 3
62034-N2	\$1,195	\$1,237	\$1,264	\$1,300	\$1,332	\$1,387	\$1,450	\$1,521	\$1,674	\$1,743	\$1,948
62034-N2	\$1,450	\$1,492	\$1,519	\$1,555	\$1,587	\$1,642	\$1,705	\$1,776	\$1,929	\$1,998	\$2,203
HEADREST	\$250	\$257	\$262	\$268	\$273	\$282	\$293	\$304	\$330	\$341	\$376

SERIES	62	Innate	QS	\$
BACK STYLE	0	Midback		-
CONTROL	34	Synchro Tilt [Includes Integrated Seat Slider]		-
	42	Weight Activated [Includes Integrated Seat Slider]		-
ARM	N2	Innate Height and Width Adjustable Arm [34 Mech Only]		-
	N3	Innate Ergonomic Arm [42 Mech Only]		-
FRAME FINISH	BKN	Black		-
	BRN	Birch		\$65
OPTIONS	HR	Headrest		VAR
	LH	65mm [2.5"] Black Dual Surface Casters		\$32
	BC	65mm [2.5"] Birch Dual Surface Casters		\$32
	OHH	OH Dual Surface Casters [adjustable]		\$95
	OHC	OH Carpet Casters [adjustable]		\$63
FREIGHT OPTIONS	KD	Knocked Down		-
	BW	Blanket Wrapped - Fully Assembled [not available when Birch Casters BC option selected]		\$75
	FA	Fully Assembled in Carton		\$115
FREIGHT REQUIREMENTS	AS	Allseating Standard		-
	FQ	Special Freight Instructions [Call for Quote]		VAR
	GD	Guaranteed Delivery Date and Time [Call for Quote]		VAR

TO ORDER SIMPLY FILL IN THE BLANKS

62

-

0

-

-

-

-

-

-

-

-

SERIES

BACK  
STYLE

CONTROL

ARM

FRAME FINISH

OPTION

FREIGHT  
OPTION

FREIGHT  
REQUIRE-  
MENTS

FABRIC CODE  
Please refer to allseating.com for  
fabric codes.



# JIF® STOOL

DESIGN | AARON DUKE  
OPEN MARKET



## FEATURES

- Waterfall edge
- Optional contrast stitching
- Dual upholstery
- Handle featured in fabric specified for bottom
- Still or Sway base

## DIMENSIONS

- Overall: 17"H | 19.5"W
- COM Full – 2.5 yards
- COM Top – 0.75 yards
- COM Bottom – 2 yards

## BASE PRICE | \$575

28060

MODEL CODE	Grade 1	Grade 2/ COM	Grade 3	Grade 4/ COL	Grade 5	Grade 6	Grade 7	Grade 8	Leather 1	Leather 2	Leather 3
UPPER	\$150	\$167	\$178	\$192	\$205	\$227	\$252	\$280	\$342	\$369	\$451
LOWER	\$425	\$473	\$503	\$544	\$580	\$643	\$714	\$794	\$968	\$1,046	\$1,278

<b>SERIES</b>	<b>28</b>	<b>Jif</b>	<b>QS</b>	<b>\$</b>
<b>BACK STYLE</b>	<b>0</b>	Standard	•	-
<b>BASE</b>	<b>60</b>	Still Base	•	VAR
	<b>61</b>	Sway Base	•	VAR
<b>OPTIONS</b>	<b>CS</b>	Contrast Stitching	•	-
<b>FREIGHT OPTIONS</b>	<b>FA</b>	Fully Assembled	•	-
	<b>BW</b>	Blanket Wrapped [25 Unit Minimum]	•	\$35
<b>FREIGHT REQUIREMENTS</b>	<b>AS</b>	Allseating Standard		-
	<b>FQ</b>	Special Freight Instructions (Call for Quote)		VAR
	<b>GD</b>	Guaranteed Delivery Date and Time (Call for Quote)		VAR

## NOTES

- This product meets the requirements set forth in ANSI/BIFMA X5.1-2011 and is warranted for users up to 350 lbs.
- For Contrast Stitching on single upholstery, please provide details to order entry, otherwise Allseating will select at their discretion.

## TO ORDER SIMPLY FILL IN THE BLANKS

28	-	0	-		-		-		-		-	
<b>SERIES</b>		<b>BACK STYLE</b>		<b>BASE</b>		<b>OPTIONS</b> For additional options separate with (-) hyphen.		<b>FREIGHT OPTION</b>		<b>FABRIC CODE - TOP</b> Please refer to allseating.com for fabric codes.		<b>FREIGHT REQUIREMENTS</b>
												<b>FABRIC CODE</b> Please refer to allseating.com for fabric codes.



# L1<sup>®</sup> MIDBACK

DESIGN | ALLSEATING  
OPEN MARKET

## FEATURES

- 4.5" cylinder
- Birch frame and base features black mechanism and black carpet casters
- Molded seat foam
- Optional 2.5" seat slider
- Optional adjustable headrest [fabric matches seat]
- Optional adjustable lumbar
- Headrest and Lumbar cannot be field installed
- For arm details and travel specifications, see page 17
- Sit to counter includes height adjustable foot ring

## DIMENSIONS

- Overall [Synchro Tilt]: 38.5" - 43" H | 27.5" W | 27.5" D
- Seat [Synchro Tilt]: 15.5" - 20" H | 20" W | 20" D
- Back: 22" H | 19.5" W
- COM Seat: 0.75 yd

## NOTES

- Ships knocked down
- For BW and FA Freight Options minimum quantities apply, please check with Sales Support for details.
- This product meets the requirements set forth in ANSI/BIFMA X5.1-2011 and is warranted for users up to 350 lbs.
- For M2 and M9 mesh see page 22 for model codes

## BASE PRICE | \$592

L1024-NA

CODE	Grade 1	Grade 2/ COM	Grade 3	Grade 4/ COL	Grade 5	Grade 6	Grade 7	Grade 8	Leather 1	Leather 2	Leather 3
L1024	\$592	\$613	\$627	\$645	\$660	\$688	\$720	\$755	\$832	\$866	\$969
UPH	\$100	\$128	\$146	\$170	\$191	\$228	\$270	\$317	\$420	\$465	\$602
HEADREST	\$80	\$87	\$92	\$98	\$103	\$112	\$123	\$134	\$160	\$171	\$206

SERIES	L1	L1	QS	\$
BACK STYLE	0	Midback		-
CONTROL	24	Synchro Tilt [ST]		-
ARM	NA	No Arm		-
	T1	Height Adjustable Arm		\$70
	CA	Fixed Conference Arm [Black Frame Only]		\$80
	WA	Height Adjustable Arm with Sliding Armcaps		\$110
	PV	Pivot Arm		\$125
ARM CAP [WA ARM ONLY]	PB	L1 Arm   Black Polyurethane Cap		-
	PR	L1 Arm   Birch Polyurethane Cap		-
FRAME FINISH	BRN	Birch		\$48
	BKN	Black		-
BACK TYPE	10C	M10 Mesh Charcoal		-
	10N	M10 Mesh Nickle		-
	10F	M10 Mesh Fog		-
	10B	M10 Mesh Black		-
	M2	M2 Mesh		\$68
	M9	M9 Mesh		\$68
	UPH	Upholstered Back [Not Available with LU or HR]		VAR
OPTIONS [BASE]	RB	Birch Base		-
	KB	Black Base		-
	AB	Aluminum Base		\$65
OPTIONS [OTHER]	AWK	Adjustable Width Bracket   Knob [Not Available with T1 Arm]		\$30
	HR	Headrest [cannot be installed in field, fabric matches seat fabric, N/A with UPH]		VAR
	LU	Adjustable Lumbar [cannot be installed in field, N/A with UPH]		-
	SS	Seat Slider [Standard 2" range] [not available with SC option]		\$53
	LH	65mm [2.5"] Dual Surface Casters [BKN or SKN only, will match frame finish selection]		\$32
	OHH	OH Dual Surface Casters [adjustable]		\$95
	OHC	OH Carpet Casters [adjustable]		\$63
	BC	Birch 65mm [2.5"] Dual Surface Casters [Available with birch frame only   not available with Blanket Wrap]		\$32
	SC	Sit to Counter		\$138
	HS	High Cylinder 5.5" **		-
FREIGHT OPTIONS	KD	Knocked Down		-
	BW	Blanket Wrapped - Fully Assembled [not available when Birch Casters BC option selected]		\$55
	FA	Fully Assembled in Carton		\$115
FREIGHT REQUIREMENTS	AS	Allseating Standard		-
	FQ	Special Freight Instructions [Call for Quote]		VAR
	GD	Guaranteed Delivery Date and Time [Call for Quote]		VAR

## TO ORDER SIMPLY FILL IN THE BLANKS

L1	-	0	-	24	-		-	BRN	-		-		-		-		-	
SERIES		BACK STYLE		CONTROL		ARM + ARM CAP		FRAME FINISH		BACK MESH		OPTION [BASE]		OPTION		FREIGHT OPTION		FREIGHT REQUIREMENTS
FABRIC CODE Please refer to allseating.com for fabric codes.																		





# LEVO® MIDBACK

DESIGN | FIG 40  
OPEN MARKET

## FEATURES

- 4.5" cylinder.
- Black, Smoke or Birch frame and base
- Molded seat foam with stitched upholstery detail
- Y-shaped back and 3-point pivot system supports every move
- Proprietary hands-on back adjustment system, providing lumbar support at 5 intervals
- For arm details and travel specifications, see page 16
- Birch frame features black mechanism and black carpet casters
- Sit to counter includes height adjustable foot ring

## DIMENSIONS

- Overall [Synchro Tilt]: 38.5" - 43" H | 27.5" W | 27.5" D
- Seat [Synchro Tilt]: 15.5" - 20" H | 20" W | 20" D
- Back: 22" H | 19.5" W
- COM Seat: 0.75 yd

## NOTES

- Ships knocked down
- For BW and FA Freight Options minimum quantities apply, please check with Sales Support for details.
- Tension is adjustable on OHC and OHH casters to accommodate various surfaces
- This product meets the requirements set forth in
- ANSI/BIFMA X5.1-2011 and is warranted for users up to 325 lbs.
- If requiring a 3" seat slider, one can be specified with the Synchro Tilt [ST 40] mechanism only, please specify with code SE rather than SS.
- \*Arms, base and casters will match frame finish selection.
- \*\*Base and casters will be substituted when HS option or Stool Package is selected.
- For mesh model code see page 22.

## BASE PRICE | \$764

47040-NA

Grade 1	Grade 2/COM	Grade 3	Grade 4/COL	Grade 5	Grade 6	Grade 7	Grade 8	Leather 1	Leather 2	Leather 3
\$764	\$785	\$799	\$817	\$832	\$860	\$892	\$927	\$1,004	\$1,038	\$1,141

SERIES	47	Levo	QS	\$
BACK STYLE	0	Midback		-
CONTROL	40	Synchro Tilt [ST]		-
	46	Dynamic Synchro w/ Seat Slider (Self-Weighted)		\$85
	89	Basic Synchro Tilt [BST]		-\$78
ARM	NA	No Arm		-
	L2	Dual Function Arm [Not Available with AWK or AWL]		\$95
	T2	Task 2 Arm [Configured with L2 Arm Pad]		\$115
	4D	4 Dimensional Arm		\$130
	T7	Ergonomic Task Arm [Includes AWK]		\$295
FRAME FINISH*	BKN	Black		-
	SKN	Smoke [not available with T7 arm]		\$48
	BRN	Birch [not available with 4D arm]		\$48
BACK MESH	M1	M1 Mesh		-
[see page 22 for codes]	M9	M9 Mesh		\$63
OPTIONS	SC	Sit to Counter [Synchro Tilt only]		\$138
	SS	Seat Slider [Standard 2.5" range; not available with SC option]		\$85
	LH	65mm [2.5"] Hard Surface Casters [BKN or SKN only]		\$32
	BC	Birch 65mm [2.5"] Dual Surface Casters [Cannot be shipped BW]		\$32
	OH	OH Hard Surface Casters [adjustable]		\$95
	OHC	OH Carpet Casters [adjustable]		\$63
	AWK	Adjustable Width Bracket   Knob		\$30
	AWL	Adjustable Width Bracket   Lever		\$40
	HS	High Cylinder 5.5"		-
	AB	Aluminum Base		\$65
FREIGHT OPTIONS	KD	Knocked Down		-
	BW	Blanket Wrapped - Fully Assembled [25 Units Minimum]		\$75
	FA	Fully Assembled in Carton [25 Unit Minimum]		\$115
FREIGHT REQUIREMENTS	AS	Allseating Standard		-
	FQ	Special Freight Instructions [Call for Quote]		VAR
	GD	Guaranteed Delivery Date and Time [Call for Quote]		VAR

## TO ORDER SIMPLY FILL IN THE BLANKS

47	0								
SERIES	BACK STYLE	CONTROL	ARM	FRAME FINISH	BACK MESH	OPTIONS	FREIGHT OPTION	FREIGHT REQUIREMENTS	FABRIC CODE
						For additional options separate with (-) hyphen.			Please refer to allseating.com for fabric codes.



# LEVO® STOOL

DESIGN | FIG 40  
OPEN MARKET

## FEATURES

- 4.5" cylinder.
- Black, Smoke or Birch frame and base
- Molded seat foam with stitched upholstery detail
- Y-shaped back and 3-point pivot system supports every move
- Proprietary hands-on back adjustment system, providing lumbar support at 5 intervals
- For arm details and travel specifications, see page 16
- Birch frame features black mechanism and black carpet casters
- Includes height adjustable foot ring

## DIMENSIONS

- Overall 8" [Synchro Tilt]: 43.25" - 50.75" H | 27.5" W | 27.5" D
- Seat 8" [Synchro Tilt]: 20.25" - 27.75" H | 20" W | 20" D
- Overall 10" [Synchro Tilt]: 43.5" - 53.75" H | 27.5" W | 27.5" D
- Seat 10" [Synchro Tilt]: 20.5" - 30.75" H | 20" W | 20" D
- Back: 22" H | 19.5" W
- COM Seat: 0.75 yd

## NOTES

- Ships knocked down
- For BW and FA Freight Options minimum quantities apply, please check with Sales Support for details.
- Tension is adjustable on OHC and OHH casters to accommodate various surfaces
- This product meets the requirements set forth in ANSI/BIFMA X5.1-2011 and is warranted for users up to 325 lbs.
- If requiring a 3" seat slider, one can be specified with the Synchro Tilt [ST 40] mechanism only, please specify with code SE rather than SS.
- \*Arms, base and casters will match frame finish selection.
- \*\*Base and casters will be substituted when HS option or Stool Package is selected.
- For mesh model code see page 22.

## BASE PRICE | \$832

47019-NA

Grade 1	Grade 2/ COM	Grade 3	Grade 4/COL	Grade 5	Grade 6	Grade 7	Grade 8	Leather 1	Leather 2	Leather 3
\$832	\$853	\$867	\$885	\$900	\$928	\$960	\$995	\$1,072	\$1,106	\$1,209

SERIES	47	Levo	QS	\$
BACK STYLE	0	Midback		-
CONTROL	19	Basic Stool Package		-
ARM	NA	No Arm		-
	L2	Dual Function Arm [Not Available with AWL]		\$95
	T2	Task 2 Arm [Configured with L2 Arm Pad]		\$115
	4D	4 Dimensional Arm		\$130
FRAME FINISH*	BKN	Black		-
	SKN	Smoke		\$48
	BRN	Birch [available with NA or L2 arms only]		\$48
BACK MESH	M1	M1 Mesh		-
[see page 22 for codes]	M9	M9 Mesh		\$63
OPTIONS [STOOL]	8	8" Stool Package		-
	10	10" Stool Package [BKN only, base and casters will be substituted]		\$36
	H	Dual Surface Casters [BKN only   10" Stool Only]		\$30
	LH	65mm [2.5"] Hard Surface Casters [BKN or SKN only   8" Stool Only]		\$32
	BC	Birch 65mm [2.5"] Dual Surface Casters [N/A with BW or 10" Stool]		\$32
	OHH	OH Hard Surface Casters [adjustable   8" Stool Only]		\$95
	OHC	OH Carpet Casters [adjustable   8" Stool Only]		\$63
	AWL	Adjustable Width Bracket   Lever		\$40
	G	Glides [10" Stool Only]		\$30
	AB	Aluminum Base [8" Stool Only]		\$65
FREIGHT OPTIONS	KD	Knocked Down		-
	BW	Blanket Wrapped - Fully Assembled [25 Units Minimum]		\$75
	FA	Fully Assembled in Carton [25 Unit Minimum]		\$115
FREIGHT REQUIREMENTS	AS	Allseating Standard		-
	FQ	Special Freight Instructions [Call for Quote]		VAR
	GD	Guaranteed Delivery Date and Time [Call for Quote]		VAR

## TO ORDER SIMPLY FILL IN THE BLANKS

47	-	0	-	19	-		-		-		-		-		-		-		-	
SERIES		BACK STYLE		CONTROL		ARM		FRAME FINISH		BACK MESH		OPTIONS		FREIGHT OPTION		FREIGHT REQUIREMENTS		FABRIC CODE		
												For additional options separate with (-) hyphen.						Please refer to allseating.com for fabric codes.		

# MANTRA® LOWBACK

DESIGN | ALLSEATING  
OPEN MARKET



## FEATURES

- Inspired by a Lemniscate, the mathematical symbol for infinity, Mantra's distinctive Lemni Arm is an integral part of the chair that connects the seat, back, and arms all together.
- 3.5" Cylinder
- Reinforced nylon base in black, birch, or polished aluminum
- Available in 2 frame finishes, black or birch | Nylon base will match
- Optional polyurethane inlay for aluminum arm [will match frame finish selection]
- Swivel with auto return comes standard with lounge base
- Brass paint finish only available with lounge base
- Upholstered Insert required on Lowback models and must be included in the model code

## DIMENSIONS

- Overall [Lounge Base]: 29"H | 29"W | 29"D
- Overall [Basic Tilt]: 27"-31"H | 29"W | 29"D
- Overall [Enhanced Tilt]: 27"-31"H | 29"W | 29"D
- Overall [Knee Tilt]: 28.25"-31.25"H | 29"W | 29"D
- Seat [Lounge Base]: 17.75"H | 20.5"W | 17.5"D
- Seat [Basic Tilt]: 15"-19"H | 20.5"W | 17.5"D
- Seat [Enhanced Tilt]: 15"-19"H | 20.5"W | 17.5"D
- Seat [Knee Tilt]: 16.25"-19.25"H | 20.5"W | 17.5"D
- Back: 14.2"H | 19"W
- COM Seat + Lower Back: 1.25 yds
- Com UPH Insert: 0.25 yds

## NOTES

- This product meets the requirements set forth in ANSI/ BIFMA X5.1-2011 and is warranted for users up to 350 lbs.

## BASE PRICE | \$1,235

44257-AA

CODE	Grade 1	Grade 2/ COM	Grade 3	Grade 4/ COL	Grade 5	Grade 6	Grade 7	Grade 8	Leather 1	Leather 2	Leather 3
44257-AA	\$1,190	\$1,225	\$1,248	\$1,278	\$1,304	\$1,350	\$1,403	\$1,461	\$1,589	\$1,646	\$1,818
UPH Insert [Required]	\$45	\$52	\$57	\$63	\$68	\$77	\$88	\$99	\$125	\$136	\$171

SERIES	44	Mantra	QS	\$
BACK STYLE	2	Lowback		-
CONTROL	00	No Mech [Wood Base Only]		-
	57	Basic Tilt		-
	15	Enhanced Tilt		\$100
	35	Knee Tilt		\$125
	70	Swivel with Auto Return [Lounge Base only]		\$100
ARM	AA	Aluminum Lemni Arm		-
	AP	Aluminum Lemni Arm with Poly Inlay		\$60
	BA	Brass Lemni Arm [Lounge or Wood Base Only]		\$165
	BP	Brass Lemni Arm with Poly Inlay [Lounge or Wood Base Only]		\$225
FRAME FINISH	BKP	Black Polypropylene		-
	BRP	Birch Polypropylene		\$48
BASE	LB	Lounge Base [70 Mech Only   Will Match Arm Finish]		-
	AL	Aluminum Base [Only Available with 57, 15, and 35 Mechs]		\$65
	LA	Wood Base   Bleached Ash [00 Mech Only]		\$495
	LM	Wood Base   Medium Ash [00 Mech Only]		\$495
	LD	Wood Base   Dark Ash [00 Mech Only]		\$495
OPTIONS	AR	Auto Return Cylinder [Available With 57, 15, and 35 mech]		\$82
	UPH	Upholstered Insert [Required]		VAR
	OHH	OH Dual Surface Casters [Adjustable]		\$95
	OHC	OH Carpet Casters [Adjustable]		\$63
	LH	65mm [2.5"] Dual Surface Casters		\$32
	BC	Birch Dual Surface Casters [not available with BW]		\$32
FREIGHT OPTIONS	FA	Fully Assembled in Carton		-
	BW	Blanket Wrapped - Fully Assembled [25 unit minimum]		\$75
FREIGHT REQUIREMENTS	AS	Allseating Standard		-
	FQ	Special Freight Instructions (Call for Quote)		VAR
	GD	Guaranteed Delivery Date and Time (Call for Quote)		VAR

## TO ORDER SIMPLY FILL IN THE BLANKS

44	-	2	-		-		-		-		-		-		-	
SERIES		BACK STYLE		CONTROL		ARM		FRAME FINISH		OPTIONS		FREIGHT OPTION		FREIGHT REQUIREMENTS		FABRIC CODE
										For additional options separate with (-) hyphen.						Please refer to allseating.com for fabric codes.





# MANTRA® MIDBACK

DESIGN | ALLSEATING  
OPEN MARKET

## FEATURES

- Inspired by a Lemniscate, the mathematical symbol for infinity, Mantra's distinctive Lemni Arm is an integral part of the chair that connects the seat, back, and arms all together.
- 3.5" Cylinder
- Matching lower and upper upholstery with the choice for contrasting upholstered insert
- Available in 2 frame finishes, black or birch | Nylon base will match
- Optional polyurethane inlay for aluminum arm [will match frame finish selection]
- Swivel with auto return comes standard with lounge base
- Upholstered Insert is optional on Midback models

## DIMENSIONS

- Overall [Basic Tilt]:
- 35"-38.5"H | 29"W | 29"D
- Overall [Enhanced Tilt]:
- 35"-38.5"H | 29"W | 29"D
- Overall [Knee Tilt]:
- 36"-39"H | 29"W | 29"D
- Seat [Basic Tilt]:
- 15"-19"H | 20.5"W | 17.5"D
- Seat [Enhanced Tilt]:
- 15.5"-19"H | 20.5"W | 17.5"D
- Seat [Knee Tilt]:
- 16.25"-19.25"H | 20.5"W | 17.5"D
- Back: 22.5"H | 19"W
- COM Seat, Lower + Upper Back: 1.75 yds
- Com UPH Insert: 0.25 yds

## NOTES

- This product meets the requirements set forth in ANSI/ BIFMA X5.1-2011 and is warranted for users up to 350 lbs.
- For Contrast Stitching on single upholstery, please provide details to order entry, otherwise Allseating will select at their discretion.

## BASE PRICE | \$1,240

44057-AA

CODE	Grade 1	Grade 2/ COM	Grade 3	Grade 4/ COL	Grade 5	Grade 6	Grade 7	Grade 8	Leather 1	Leather 2	Leather 3
44057-AA	\$1,240	\$1,289	\$1,321	\$1,363	\$1,399	\$1,464	\$1,538	\$1,620	\$1,799	\$1,879	\$2,119
UPH INSERT [Optional]	\$45	\$52	\$57	\$63	\$68	\$77	\$88	\$99	\$125	\$136	\$171

SERIES	44	Mantra	QS	\$
BACK STYLE	0	Midback		-
CONTROL	00	No Mech [Wood Base Only]		-
	57	Basic Tilt		-
	15	Enhanced Tilt		\$100
	35	Knee Tilt		\$125
ARM	70	Swivel with Auto Return [includes Lounge Base]		\$100
	AA	Aluminum Lemni Arm		-
	AP	Aluminum Lemni Arm with Poly Inlay [matches Frame Finish]		\$60
FRAME FINISH	BKP	Black Polypropylene		-
	BRP	Birch Polypropylene		\$48
BASE	LB	Lounge Base [70 Mech Only]		-
	AL	Aluminum Base [Not Available With 70 Mech]		\$65
	LA	Wood Base   Bleached Ash [00 Mech Only]		\$495
	LM	Wood Base   Medium Ash [00 Mech Only]		\$495
	LD	Wood Base   Dark Ash [00 Mech Only]		\$495
OPTIONS	AR	Auto Return Cylinder [available with 57, 15, and 35 mech]		\$82
	UPH	Upholstered Insert		VAR
	OHH	OH Hard Surface Casters [adjustable]		\$95
	OHC	OH Carpet Casters [adjustable]		\$63
	LH	65mm [2.5"] Dual Surface Casters		\$32
	BC	Birch Dual Surface Casters [not available with BW]		\$32
FREIGHT OPTIONS	FA	Fully Assembled		-
	BW	Blanket Wrapped - Fully Assembled [25 unit minimum]		\$75
FREIGHT REQUIREMENTS	AS	Allseating Standard		-
	FQ	Special Freight Instructions (Call for Quote)		VAR
	GD	Guaranteed Delivery Date and Time (Call for Quote)		VAR

## TO ORDER SIMPLY FILL IN THE BLANKS

44	-	0	-		-		-		-		-		-	
SERIES		BACK STYLE		CONTROL		ARM		FRAME FINISH		OPTIONS For additional options separate with (-) hyphen.		FREIGHT OPTION		FREIGHT REQUIREMENTS
FABRIC CODE Please refer to allseating.com for fabric codes.														



# PRATA® LOWBACK

DESIGNER: CARL GUSTAV MAGNUSSON  
OPEN MARKET



## FEATURES

- 4" Cylinder
- Fully upholstered and offers choice of 3 different fabrics for inner, outer, and seat cushion
- Optional contrast elbow patch to match seat cushion or outer upholstery
- Features polished aluminum base with self-weighted tilting mechanism and integrated controls
- Optional lounge base in polished aluminum
- Inner and outer back fabric can be different, please contact Sales Support to ensure the fabrics are compatible.

## DIMENSIONS

- Overall: 27.5" - 31.5"H | 27.7"W | 27.7"D
- Seat: 14.8" - 18.8"H | 19.7"W | 19.3"D
- Seat [High Cylinder]: 17.8" - 21.1"H | 19.7"
- Back: 15.6"H | 19.6"W
- COM Body [Back+Arms]: 1.75 yds
- COM Seat Cushion: 0.75 yds
- COM Full: 2.25 yds

## NOTES

- Ships fully assembled
- This product meets the requirements set forth in ANSI/BIFMA X5.1-2011 and is warranted for users up to 350lbs

## BASE PRICE | \$1,632

36226

CODE	Grade 1	Grade 2/ COM	Grade 3	Grade 4/ COL	Grade 5	Grade 6	Grade 7	Grade 8	Leather 1	Leather 2	Leather 3
SEAT	\$572	\$593	\$607	\$625	\$640	\$668	\$700	\$735	\$812	\$846	\$949
BACK/ARMS	\$1,060	\$1,102	\$1,129	\$1,165	\$1,197	\$1,252	\$1,315	\$1,386	\$1,539	\$1,608	\$1,813

SERIES	36	Prata	QS	\$
BACK STYLE	2	Lowback		-
CONTROL	26	Self Weighted Tilt		-
BASE	LB	Lounge Base		\$52
OPTIONS	AR	Auto Return Cylinder   Lounge Base Only		\$82
	HS	High Seat Cylinder		-
	E1	Contrast Elbow Patch   Matches Seat Cushion		-
	LC	65mm [2.5"] Carpet Casters [Black]		-
	LH	65mm [2.5"] Dual Surface Casters [Black]		\$32
	SH	65mm [2.5"] Dual Surface Casters [Smoke]		\$42
	SK	65mm [2.5"] Carpet Casters [Smoke]		\$10
	BC	65mm [2.5"] Dual Surface Casters [Birch]		\$42
	OHC	OH Carpet Casters [adjustable]		\$63
	OHH	OH Dual Surface Casters [adjustable]		\$95
FREIGHT OPTIONS	FA	Fully Assembled in Carton		-
FREIGHT REQUIREMENTS	AS	Allseating Standard		-
	FQ	Special Freight Instructions (Call for Quote)		VAR
	GD	Guaranteed Delivery Date and Time (Call for Quote)		VAR

## TO ORDER SIMPLY FILL IN THE BLANKS

36	-	2	-	26	-	LB	-		-		-		-	
SERIES		BACK STYLE		CONTROL		BASE		OPTIONS For additional options separate with (-) hyphen.		FREIGHT OPTION		FREIGHT REQUIRE- MENTS		FABRIC CODE Please refer to allseating.com for fabric codes.





# PRATA® MIDBACK

DESIGNER: CARL GUSTAV MAGNUSSON  
OPEN MARKET

BASE PRICE   \$1,736											
36026											
CODE	Grade 1	Grade 2/ COM	Grade 3	Grade 4/ COL	Grade 5	Grade 6	Grade 7	Grade 8	Leather 1	Leather 2	Leather 3
SEAT	\$572	\$593	\$607	\$625	\$640	\$668	\$700	\$735	\$812	\$846	\$949
BACK/ARMS	\$1,164	\$1,220	\$1,256	\$1,304	\$1,346	\$1,420	\$1,504	\$1,598	\$1,803	\$1,894	\$2,168

## FEATURES

- 4" Cylinder
- Fully upholstered and offers choice of 3 different fabrics for inner, outer, and seat cushion
- Optional contrast elbow patch to match seat cushion or outer upholstery
- Features polished aluminum base with self-weighted tilting mechanism and integrated controls
- Optional lounge base in polished aluminum
- Inner and outer back fabric can be different, please contact Sales Support to ensure the fabrics are compatible.

SERIES	36	Prata	QS	\$
BACK STYLE	0	Midback		-
CONTROL	26	Self Weighted Tilt		-
BASE	LB	Lounge Base		\$52
OPTIONS	AR	Auto Return Cylinder   Lounge Base Only		\$82
	HS	High Seat Cylinder		-
	E1	Contrast Elbow Patch   Matches Seat Cushion		-
	LC	65mm [2.5"] Carpet Casters [Black]		-
	LH	65mm [2.5"] Dual Surface Casters [Black]		\$32
	SH	65mm [2.5"] Dual Surface Casters [Smoke]		\$42
	SK	65mm [2.5"] Carpet Casters [Smoke]		\$10
	BC	65mm [2.5"] Dual Surface Casters [Birch]		\$42
	OHC	OH Carpet Casters [adjustable]		\$63
	OHH	OH Dual Surface Casters [adjustable]		\$95
FREIGHT OPTIONS	FA	Fully Assembled in Carton		-
FREIGHT REQUIREMENTS	AS	Allseating Standard		-
	FQ	Special Freight Instructions (Call for Quote)		VAR
	GD	Guaranteed Delivery Date and Time (Call for Quote)		VAR

## DIMENSIONS

- Overall: 33.5" - 37.5"H | 27.7"W | 27.7"D
- Seat: 14.8" - 18.8"H | 19.7"W | 18.5"D
- Seat [High Cylinder]: 17.8"-21.1"H | 19.7"
- Back: 21.1"H | 19.6"W
- COM Body [Back+Arms]: 2yds
- COM Seat Cushion: 0.75 yds
- COM Full: 2.75 yds

## NOTES

- Ships knocked down
- This product meets the requirements set forth in ANSI/ BIFMA X5.1-2011 and is warranted for users up to 350lbs.

## TO ORDER SIMPLY FILL IN THE BLANKS

36	-	0	-	26	-	LB	-		-		-		-	
SERIES		BACK STYLE		CONTROL		BASE		OPTIONS For additional options separate with (-) hyphen.		FREIGHT OPTION		FREIGHT REQUIRE- MENTS		FABRIC CODE Please refer to allseating.com for fabric codes.



# PRESTO® MIDBACK

DESIGN | ALLSEATING  
GSA SIN | 33721

## FEATURES

- 3.5 or 5.5" cylinder (depending on options selected)
- Composite base
- Molded seat foam
- For arm features and travel specifications, see page 16
- Carpet casters

## DIMENSIONS

- Overall [Basic Posture]: 37.5"-41"H | 28"W | 28"D
- Overall [Posture Back]: 36"-49.5"H | 28"W | 28"D
- Overall [Synchro Tilt]: 37.5"-41"H | 28"H | 28"D
- Overall [Deluxe Tilt J-Bar]: 38.25"-41.75"H | 28"W | 28"D
- Overall [Value Plus]: 38.25"-41.75"H | 28"W | 28"D
- Seat [Basic Posture]: 15"-18.5"H | 20"W | 20"D
- Seat [Posture Back]: 14.75"-18.25"H | 20"W | 20"D
- Seat [Synchro Tilt]: 15"-18.5"H | 20"W | 20"D
- Seat [Deluxe Tilt J-Bar]: 15.5"-19"H | 20"W | 20"D
- Seat [Value Plus]: 16.5"-20"H | 20"W | 20"D
- Back: 20"H | 17.5"W
- COM: 1.75 yards

## NOTES

- Ships knocked down.
- For BW and FA freight options, minimum quantities apply, please check with Sales Support for details.
- Tension is adjustable on OHC and OHH casters to accommodate various surfaces
- All other features are dependant on the control specified. Please refer to Control Choice on page 8 for full description of available features.
- This product meets the requirements set forth in ANSI/BIFMA X5.1-2011 and is warranted for users up to 350 lbs.
- Dimensions are dependant on options selected. Product can be configured to comply with BIFMA G1-2002 Guidelines.
- All other features are dependant on the control specified. Please refer to Control Choice.
- \*AWL | Option is not available with ATD, ATK or ATO arms.

## BASE PRICE | \$634

52030-NA

Grade 1	Grade 2/ COM	Grade 3	Grade 4/COL	Grade 5	Grade 6	Grade 7	Grade 8	Leather 1	Leather 2	Leather 3
\$634	\$683	\$715	\$757	\$793	\$858	\$932	\$1,014	\$1,193	\$1,273	\$1,513

SERIES	52	Presto	QS	\$
BACK STYLE	0	Midback	•	-
CONTROL	30	Posture Back [P]	•	-
	40	Synchro-Tilt [ST]	•	-
	80	Deluxe Tilt J-Bar [DJ]	•	\$110
	90	Value Plus [VP]	•	\$140
ARM	NA	No Arm	•	-
	ATD	Adjustable T Arm   Diamond Arm Cap*	•	\$70
	ATK	Adjustable T Arm   Kidney Arm Cap*	•	\$70
	ATO	Adjustable T Arm   Oval Arm Cap*	•	\$70
	4D	4 Dimensional Arm	•	\$130
	MF	Multi-Functional Arm [Width Adjustment Not Included]	•	\$158
OPTIONS	AWK	Adjustment Width Brackets [Knob][Not Included with MF Arm]	•	\$30
	AWL	Adjustment Width Brackets [Lever][Not Included with MF Arm]*	•	\$40
	LU	Lumbar	•	\$90
	LH	Dual Surface Casters	•	\$32
	OHH	OH Dual Surface Casters [adjustable]	•	\$95
	OHC	OH Carpet Casters [adjustable]	•	\$63
	BU	Bumper Trim	•	\$30
	BN	Ballistic Nylon Back	•	\$48
	SS	Seat Slider: Posture Back	•	N/A
	SS	Seat Slider: Synchro-Tilt [2.5" range]	•	\$85
	SS	Seat Slider: Deluxe Tilt J-Bar [2.5" range]	•	\$85
	SS	Seat Slider: Value Plus [2.5" range]	•	INCL
	LS	Low Seat Height with 5" Travel*	•	\$53
	CL	CAL TB133		\$95
FREIGHT OPTIONS	KD	Knocked Down		-
	BW	Blanket Wrapped - Fully Assembled [25 Unit Minimum]		\$75
	FA	Fully Assembled in Carton [25 Unit Minimum]		\$115
FREIGHT REQUIREMENTS	AS	Allseating Standard		-
	FQ	Special Freight Instructions [Call for Quote]		VAR
	GD	Guaranteed Delivery Date and Time [Call for Quote]		VAR

## TO ORDER SIMPLY FILL IN THE BLANKS

52	0						
SERIES	BACK STYLE	CONTROL	ARM	OPTIONS For additional options separate with (-) hyphen.	FREIGHT OPTION	FREIGHT REQUIREMENTS	FABRIC CODE Please refer to allseating.com for fabric codes.



# PRESTO® HIGHBACK

DESIGN | ALLSEATING  
GSA SIN | 33721

## FEATURES

- 3.5 or 5.5" cylinder (depending on options selected)
- Composite base
- Molded seat foam
- For arm features and travel specifications, see page 16
- Carpet casters

## DIMENSIONS

- Overall [Basic Posture]: 42"-45.5"H | 28"W | 28"D
- Overall [Posture Back]: 40"-43.5"H | 28"W | 28"D
- Overall [Synchro Tilt]: 42"-45.5"H | 28"H | 28"D
- Overall [Deluxe Tilt J-Bar]: 42.5"-46"H | 28"W | 28"D
- Overall [Value Plus]: 42.5"-46"H | 28"W | 28"D
- Seat [Basic Posture]: 17.25"-20.75"H | 21.5"W | 22"D
- Seat [Posture Back]: 17"-20.5"H | 21.5"W | 22"D
- Seat [Synchro Tilt]: 17.25"-20.75"H | 21.5"W | 22"D
- Seat [Deluxe Tilt J-Bar]: 17.75"-21.25"H | 21.5"W | 22"D
- Seat [Value Plus]: 18.75"-21.25"H | 21.5"W | 22"D
- Back: 24.5"H | 19.5"W
- COM: 2 yards

## NOTES

- Ships knocked down.
- For BW and FA freight options, minimum quantities apply, please check with Sales Support for details.
- Tension is adjustable on OHC and OHH casters to accommodate various surfaces
- All other features are dependant on the control specified. Please refer to Control Choice on page 8 for full description of available features.
- This product meets the requirements set forth in ANSI/BIFMA X5.1-2011 and is warranted for users up to 350 lbs.
- Dimensions are dependant on options selected. Product can be configured to comply with BIFMA G1-2002 Guidelines.
- All other features are dependant on the control specified. Please refer to Control Choice.
- \*AWL | Option is not available with ATD, ATK or ATO arms.

## BASE PRICE | \$725

52130-NA

Grade 1	Grade 2/ COM	Grade 3	Grade 4/COL	Grade 5	Grade 6	Grade 7	Grade 8	Leather 1	Leather 2	Leather 3
\$725	\$781	\$817	\$865	\$907	\$981	\$1,065	\$1,159	\$1,364	\$1,455	\$1,729

SERIES	52	Presto	QS	\$
BACK STYLE	1	Highback	•	-
CONTROL	30	Posture Back [P]	•	-
	40	Synchro-Tilt [ST]	•	-
	80	Deluxe Tilt J-Bar [DJ]	•	\$110
	90	Value Plus [VP]	•	\$140
ARM	NA	No Arm	•	-
	ATD	Adjustable T Arm   Diamond Arm Cap*	•	\$70
	ATK	Adjustable T Arm   Kidney Arm Cap*	•	\$70
	ATO	Adjustable T Arm   Oval Arm Cap*	•	\$70
	4D	4 Dimensional Arm	•	\$130
	MF	Multi-Functional Arm [Width Adjustment Not Included]	•	\$158
OPTIONS	AWK	Adjustment Width Brackets [Knob][Not Included with MF Arm]	•	\$30
	AWL	Adjustment Width Brackets [Lever][Not Included with MF Arm]*	•	\$40
	LU	Lumbar	•	\$90
	LH	Dual Surface Casters	•	\$32
	OHH	OH Dual Surface Casters [adjustable]	•	\$95
	OHC	OH Carpet Casters [adjustable]	•	\$63
	BU	Bumper Trim	•	\$30
	BN	Ballistic Nylon Back	•	\$48
	SS	Seat Slider: Posture Back	•	N/A
	SS	Seat Slider: Synchro-Tilt [2.5" range]	•	\$85
	SS	Seat Slider: Deluxe Tilt J-Bar [2.5" range]	•	\$85
	SS	Seat Slider: Value Plus [2.5" range]	•	-
	LS	Low Seat Height with 5" Travel*	•	\$53
	CL	CAL TB133	•	\$95
FREIGHT OPTIONS	KD	Knocked Down		-
	BW	Blanket Wrapped - Fully Assembled [25 Unit Minimum]		\$75
	FA	Fully Assembled in Carton [25 Unit Minimum]		\$115
FREIGHT REQUIREMENTS	AS	Allseating Standard		-
	FQ	Special Freight Instructions [Call for Quote]		VAR
	GD	Guaranteed Delivery Date and Time [Call for Quote]		VAR

## TO ORDER SIMPLY FILL IN THE BLANKS

52	-	1	-		-		-		-		-	
SERIES		BACK STYLE		CONTROL		ARM		OPTIONS For additional options separate with (-) hyphen.		FREIGHT OPTION		FREIGHT REQUIRE- MENTS
FABRIC CODE Please refer to allseating.com for fabric codes.												



# PRESTO® 24:7 MIDBACK

DESIGN | ALLSEATING  
GSA SIN | 33721

## FEATURES

- 5.5" heavy duty cylinder
- Composite base
- Memory foam
- For arm features and travel specifications, see page 16
- Carpet casters

## DIMENSIONS

- Overall: 38"- 41.5"H | 27"W | 27"D
- Seat: 15"- 18.5"H | 20"W | 20"D
- Back: 20"H | 17.5"W
- COM: 1.75 yds

## NOTES

- Ships knocked down.
- For BW and FA freight options, minimum quantities apply, please check with Sales Support for details.
- Tension is adjustable on OHC and OHH casters to accommodate various surfaces
- All other features are dependant on the control specified. Please refer to Control Choice on page 8 for full description of available features.
- This product meets the requirements set forth in ANSI/ BIFMA X5.1-2011 and is warranted for users up to 350 lbs.
- Dimensions are dependant on options selected. Product can be configured to comply with BIFMA G1-2002 Guidelines.
- \*AWL | Option is not available with ATD, ATK or ATO arms.

## BASE PRICE | \$956

52011-NA

Grade 1	Grade 2/ COM	Grade 3	Grade 4/COL	Grade 5	Grade 6	Grade 7	Grade 8	Leather 1	Leather 2	Leather 3
\$956	\$1,005	\$1,037	\$1,079	\$1,115	\$1,180	\$1,254	\$1,336	\$1,515	\$1,595	\$1,835

SERIES	52	Presto 24:7	QS	\$
BACK STYLE	0	Midback	•	-
CONTROL	11	Deluxe Tilter Heavy Duty [DJ/DH]	•	-
ARM	NA	No Arm	•	-
	ATD	Adjustable T Arm   Diamond Arm Cap*	•	\$70
	ATK	Adjustable T Arm   Kidney Arm Cap*	•	\$70
	ATO	Adjustable T Arm   Oval Arm Cap*	•	\$70
	4D	4 Dimensional Arm	•	\$130
	MF	Multi-Functional Arm [Width Adjustment Not Included]	•	\$158
OPTIONS	AWK	Adjustment Width Brackets [Knob][Not Included with MF Arm]	•	\$30
	AWL	Adjustment Width Brackets [Lever][Not Included with MF Arm]*	•	\$40
	LU	Lumbar	•	\$90
	H	Hard Surface Casters	•	\$30
	G	Glides	•	\$30
	OHH	OH Dual Surface Casters [adjustable]	•	\$95
	OHC	OH Carpet Casters [adjustable]	•	\$63
	BU	Bumper Trim	•	\$30
	BN	Ballistic Nylon Back	•	-
	SS	Seat Slider [2.5" range]	•	\$85
	LS	Low Seat Height with 5" Travel*	•	\$53
	CL	CAL TB133		\$95
FREIGHT OPTIONS	KD	Knocked Down		-
	BW	Blanket Wrapped - Fully Assembled [25 Unit Minimum]		\$75
	FA	Fully Assembled in Carton [25 Unit Minimum]		\$115
FREIGHT REQUIREMENTS	AS	Allseating Standard		-
	FQ	Special Freight Instructions [Call for Quote]		VAR
	GD	Guaranteed Delivery Date and Time [Call for Quote]		VAR

## TO ORDER SIMPLY FILL IN THE BLANKS

52	-	0	-	11	-		-		-		-		-	
SERIES		BACK STYLE		CONTROL		ARM		OPTIONS		FREIGHT OPTION		FREIGHT REQUIREMENTS		FABRIC CODE
								For additional options separate with (-) hyphen.						Please refer to allseating.com for fabric codes.



# PRESTO® PETITE

DESIGN | ALLSEATING  
GSA SIN | 33721

## FEATURES

- 3.5" cylinder
- Composite base
- Molded seat foam
- For arm features and travel specifications, see page 16
- Carpet casters
- Stool includes height adjustable foot ring

## DIMENSIONS

- Overall [Basic Posture]: 36"-39.5"H | 28"W | 28"D
- Overall [Posture Back]: 35.75"-39.25"H | 28"W | 28"D
- Overall [Synchro Tilt]: 36.5"-40"H | 28"H | 28"D
- Overall [Deluxe Tilt J-Bar]: 36.5"-40"H | 28"W | 28"D
- Overall [Value Plus]: 36.5"-40"H | 28"W | 28"D
- Seat [Basic Posture]: 15.25"-18.75"H | 17.25"W | 18"D
- Seat [Posture Back]: 15.5"-19"H | 17.25"W | 18"D
- Seat [Synchro Tilt]: 16"-19.5"H | 17.25"W | 18"D
- Seat [Deluxe Tilt J-Bar]: 16.5"-20"H | 17.25"W | 18"D
- Seat [Value Plus]: 17.5"-21"H | 17.25"W | 18"D
- Back: 18"H | 16"W
- COM: 1.5 yards

## NOTES

- Ships knocked down.
- For BW and FA freight options, minimum quantities apply, please check with Sales Support for details.
- Tension is adjustable on OHC and OHH casters to accommodate various surfaces
- All other features are dependant on the control specified. Please refer to Control Choice on page 8 for full description of available features.
- This product meets the requirements set forth in ANSI/BIFMA X5.1-2011 and is warranted for users up to 350 lbs.
- Dimensions are dependant on options selected. Product can be configured to comply with BIFMA G1-2002 Guidelines.
- \*AWL | Option is not available with ATD, ATK or ATO arms.

## BASE PRICE | \$613

52230-NA

Grade 1	Grade 2/ COM	Grade 3	Grade 4/COL	Grade 5	Grade 6	Grade 7	Grade 8	Leather 1	Leather 2	Leather 3
\$613	\$655	\$682	\$718	\$750	\$805	\$868	\$939	\$1,092	\$1,161	\$1,366

SERIES	52	Presto	QS	\$
BACK STYLE	2	Petite	•	-
CONTROL	30	Posture Back [P]	•	-
	40	Synchro-Tilt [ST]	•	-
	80	Deluxe Tilt J-Bar [DJ]	•	\$110
ARM	NA	No Arm	•	-
	ATD	Adjustable T Arm   Diamond Arm Cap*	•	\$70
	ATK	Adjustable T Arm   Kidney Arm Cap*	•	\$70
	ATO	Adjustable T Arm   Oval Arm Cap*	•	\$70
STOOL OPTION	8	8" Stool Package [Posture Back mech only]		\$140
	10	10" Stool Package [Posture Back control only]		\$175
OPTIONS	LH	Dual Surface Casters	•	\$32
	OHH	OH Dual Surface Casters [adjustable]	•	\$95
	OHC	OH Carpet Casters [adjustable]	•	\$63
	BU	Bumper Trim	•	\$30
	BN	Ballistic Nylon Back	•	\$48
	LU	Lumbar	•	\$90
	SS	Seat Slider: Posture Back	•	N/A
	SS	Seat Slider: Synchro-Tilt	•	\$85
	SS	Seat Slider: Deluxe Tilt J-Bar	•	\$85
	LS	Low Seat Height with 5" Travel*	•	\$53
	CL	CAL TB133		\$95
FREIGHT OPTIONS	KD	Knocked Down		-
	BW	Blanket Wrapped - Fully Assembled [25 Unit Minimum]		\$75
	FA	Fully Assembled in Carton [25 Unit Minimum]		\$115
FREIGHT REQUIREMENTS	AS	Allseating Standard		-
	FQ	Special Freight Instructions [Call for Quote]		VAR
	GD	Guaranteed Delivery Date and Time [Call for Quote]		VAR

## TO ORDER SIMPLY FILL IN THE BLANKS

52	2							
SERIES	BACK STYLE	CONTROL	ARM	STOOL PACKAGE	OPTIONS For additional options separate with (-) hyphen.	FREIGHT OPTION	FREIGHT REQUIREMENTS	FABRIC CODE Please refer to allseating.com for fabric codes.



# PRESTO® STOOL

DESIGN | ALLSEATING  
GSA SIN | 33721

## FEATURES

- 8" cylinder
- Composite base
- Molded seat foam
- For arm features and travel specifications, see page 16
- Carpet casters
- Includes height adjustable foot ring

## DIMENSIONS

- Overall 8"[Posture Back]: 38.75"-46.25"H | 28"W | 28"D
- Overall 10"[Posture Back]: 39.25"-49.25"H | 27"W | 27"D
- Seat 8"[Posture Back]: 17.5-25"H | 20"W | 20"D
- Seat 10"[Posture Back]: 18"-27"H | 20"W | 20"D
- Back: 20"H | 17.5"W
- COM Full: 1.75 yds

## NOTES

- Ships knocked down.
- For BW and FA freight options, minimum quantities apply, please check with Sales Support for details.
- Tension is adjustable on OHC and OHH casters to accommodate various surfaces
- All other features are dependant on the control specified. Please refer to Control Choice on page 8 for full description of available features.
- This product meets the requirements set forth in ANSI/BIFMA X5.1-2011 and is warranted for users up to 350 lbs.
- Dimensions are dependant on options selected. Product can be configured to comply with BIFMA G1-2002 Guidelines.
- \*AWL | Option is not available with ATD, ATK or ATO arms.

## BASE PRICE | \$770

52030-NA-8

Grade 1	Grade 2/COM	Grade 3	Grade 4/COL	Grade 5	Grade 6	Grade 7	Grade 8	Leather 1	Leather 2	Leather 3
\$770	\$819	\$851	\$893	\$929	\$994	\$1,068	\$1,150	\$1,329	\$1,409	\$1,649

SERIES	52	Presto	72HR	\$
BACK STYLE	0	Midback	•	-
CONTROL	30	Posture Back [P]	•	-
ARM	NA	No Arm	•	-
	ATD	Adjustable T Arm   Diamond Arm Cap*	•	\$70
	ATK	Adjustable T Arm   Kidney Arm Cap*	•	\$70
	ATO	Adjustable T Arm   Oval Arm Cap*	•	\$70
	4D	4 Dimensional Arm	•	\$130
	MF	Multi-Functional Arm [Width Adjustment Not Included]	•	\$158
STOOL OPTION	8	8" Stool Package	•	-
	10	10" Stool Package	•	\$36
OPTIONS	AWL	Adjustment Width Brackets [Lever][Not Included with MF Arm]	•	\$40
	H	Dual Surface Casters [10" Stool Only]	•	\$30
	LH	Dual Surface Casters [8" Stool Only]	•	\$32
	OHH	OH Hard Surface Casters [adjustable   8" Stool Only]	•	\$95
	OHC	OH Carpet Casters [adjustable   8" Stool Only]	•	\$63
	LU	Lumbar	•	\$90
	G	Glides [10" Stool Only]	•	\$30
	BU	Bumper Trim	•	\$30
	BN	Ballistic Nylon Back	•	\$48
	AB	Aluminum Base		\$65
	CL	CAL TB133		\$95
FREIGHT OPTIONS	KD	Knocked Down		-
	BW	Blanket Wrapped - Fully Assembled [25 Unit Minimum]		\$75
	FA	Fully Assembled in Carton [25 Unit Minimum]		\$115
FREIGHT REQUIREMENTS	AS	Allseating Standard		-
	FQ	Special Freight Instructions [Call for Quote]		VAR
	GD	Guranteed Delivery Date and Time [Call for Quote]		VAR

## TO ORDER SIMPLY FILL IN THE BLANKS

52	-	0	-	30	-		-	8	-		-		-		-	
SERIES		BACK STYLE		CONTROL		ARM		STOOL		OPTIONS		FREIGHT OPTION		FREIGHT REQUIREMENTS		FABRIC CODE
For additional options separate with (-) hyphen.																
Please refer to allseating.com for fabric codes.																



# RAINBOW™ SQUARE BACK

DESIGN | ALLSEATING  
GSA SIN | 33721

## FEATURES

- Double curve and open back
- 4 leg features a wall saver design unless ordered with casters
- Wall-saving designed frame
- Black non-marring glides
- Stacks 4 on the floor
- Stacks 7 on Dolly-7
- Stacks 14 on Dolly-14
- Caster Stacking

## DIMENSIONS

### 4-LEG

- Overall NA: 34"H | 20.5"W | 25"D
- Overall WA: 34"H | 23.5"W | 25"D
- Seat: 17.5"H | 18"W | 17.5"D
- Back: 16.5"H | 18.5"W

### SLED

- Overall NA: 34"H | 23"W | 26"D
- Overall WA: 34"H | 23.5"W | 26"D

### DOLLY

- Rainbow Dolly-7: 43.75"H | 21"W | 47"D
- Rainbow Dolly-14: 57"H | 21"W | 81"D
- COM Seat: 0.75 yds.
- COM Back: 0.75 yds.
- COM full: 1.25 yds.

## BASE PRICE | \$384

33654-NA

MODEL CODE	Grade 1	Grade 2/ COM	Grade 3	Grade 4/ COL	Grade 5	Grade 6	Grade 7	Grade 8	Leather 1	Leather 2	Leather 3
SEAT	\$192	\$210	\$221	\$236	\$249	\$272	\$298	\$328	\$392	\$420	\$506
BACK	\$192	\$210	\$221	\$236	\$249	\$272	\$298	\$328	\$392	\$420	\$506

SERIES	33	Rainbow	QS	\$
BACK STYLE	6	Square Back	•	-
LEG	54	4 Leg Stackable	•	-
ARM	NA	No Arm	•	-
	WA	With Arm	•	\$42
ARM CAP	BK	Black		-
FRAME FINISH	EB	Epoxy Black	•	-
	SIL	Silver		-
	CM	Chrome (CA and TC Options not available.)		\$85
ARM FINISH	BK	Black	•	-
OPTIONS	AG	Adjustable Swivel Glide*	•	\$18
	CR	Chrome Rocker	•	\$26
	CA	Casters	•	\$48
	TC	Dual Surface Casters	•	\$55
	1	1" Extra Seat Foam	•	\$30
	GB	Ganging Brackets (set of 2)	•	\$38
	BN	Ballistic Nylon Back	•	\$40
	CL	CAL TB133		\$95
FREIGHT OPTIONS	FA	Fully Assembled		-
	BW	Blanket Wrapped - Fully Assembled [25 unit minimum]		\$35
FREIGHT REQUIREMENTS	AS	Allseating Standard		-
	FQ	Special Freight Instructions (Call for Quote)		VAR
	GD	Guaranteed Delivery Date and Time (Call for Quote)		VAR

## NOTES

- Ships fully assembled in a box. For BW freight option, 25 unit minimum quantities apply, please check with Sales Support for details.
- For orders of less than 2, a cartoning surcharge of \$22 net will be incurred per order. WTR & WTL excluded.
- Sled frames cannot be used with Dolly.
- Sled base with arm is non-stackable.
- This product meets the requirements set forth in ANSI/BIFMA X5.1-2011 and is warranted for users up to 350 lbs.
- Dimensions are dependant on options selected. Product can be configured to comply with BIFMA G1-2002 Guidelines.
- \*Adjustable swivel glides ship un-installed.

	Dolly-7		
	Dolly-14	Please ensure Dolly has separate model/line item with quantities specified	\$480
			\$540

## TO ORDER SIMPLY FILL IN THE BLANKS

33	6				BK				
SERIES	BACK STYLE	LEG	ARM	FRAME FINISH	ARM FINISH	OPTIONS For additional options separate with (-) hyphen.	FREIGHT OPTION	FREIGHT REQUIREMENTS	FABRIC CODE Please refer to allseating.com for fabric codes.





# RAINBOW™ ROUND BACK

DESIGN | ALLSEATING  
GSA SIN | 33721

### FEATURES

- Double curve and open back
- Wall-saving designed frame
- 4 leg features a wall saver design unless ordered with casters
- Black non-marring glides
- Stacks 4 on the floor
- Stacks 7 on Dolly-7
- Stacks 14 on Dolly-14
- Caster Stacking

### DIMENSIONS

- 4-LEG**
- Overall NA: 34"H | 20.5"W | 25"D
  - Overall WA: 34"H | 23.5"W | 25"D
  - Seat: 17.5"H | 18"W | 17.5"D
  - Back: 16.5"H | 18.5"W

- SLED**
- Overall NA: 34"H | 23"W | 26"D
  - Overall WA: 34"H | 23.5"W | 26"D

- DOLLY**
- Rainbow Dolly-7: 43.75"H | 21"W | 47"D
  - Rainbow Dolly-14: 57"H | 21"W | 81"D
  - COM Seat: 0.75 yds.
  - COM Back: 0.75 yds.
  - COM full: 1.25 yds.

### NOTES

- Ships fully assembled in a box. For BW freight option, 25 unit minimum quantities apply, please check with Sales Support for details.
- For orders of less than 2, a cartoning surcharge of \$22 net will be incurred per order. WTR & WTL excluded.
- Sled frames cannot be used with Dolly.
- Sled base with arm is non-stackable.
- This product meets the requirements set forth in ANSI/BIFMA X5.1-2011 and is warranted for users up to 350 lbs.
- Dimensions are dependant on options selected. Product can be configured to comply with BIFMA G1-2002 Guidelines.
- \*Adjustable swivel glides ship un-installed.

**BASE PRICE | \$384**  
**33554-NA**

**PRODUCT BEING PHASED OUT**

MODEL CODE	Grade 1	Grade 2/ COM	Grade 3	Grade 4/ COL	Grade 5	Grade 6	Grade 7	Grade 8	Leather 1	Leather 2	Leather 3
SEAT	\$192	\$210	\$221	\$236	\$249	\$272	\$298	\$328	\$392	\$420	\$506
BACK	\$192	\$210	\$221	\$236	\$249	\$272	\$298	\$328	\$392	\$420	\$506

SERIES	33	Rainbow	QS	\$
BACK STYLE	5	Round Back	•	-
LEG	54	4 Leg Stackable	•	-
ARM	NA	No Arm	•	-
	WA	With Arm	•	\$42
ARM CAP	BK	Black		-
FRAME FINISH	EB	Epoxy Black	•	-
	SIL	Silver		-
	CM	Chrome (CA and TC Options not available.)		\$85
ARM FINISH	BK	Black	•	-
OPTIONS	AG	Adjustable Swivel Glide*	•	\$18
	CR	Chrome Rocker	•	\$26
	CA	Casters	•	\$48
	TC	Dual Surface Casters	•	\$55
	1	1" Extra Seat Foam	•	\$30
	GB	Ganging Brackets (set of 2)	•	\$38
	BN	Ballistic Nylon Back	•	\$40
	CL	CAL TB133		\$95
FREIGHT OPTIONS	FA	Fully Assembled		-
	BW	Blanket Wrapped - Fully Assembled [25 unit minimum]		\$35
FREIGHT REQUIREMENTS	AS	Allseating Standard		-
	FQ	Special Freight Instructions (Call for Quote)		VAR
	GD	Guaranteed Delivery Date and Time (Call for Quote)		VAR

	Dolly-7		
	Dolly-14	Please ensure Dolly has separate model/line item with quantities specified	\$480
			\$540

### TO ORDER SIMPLY FILL IN THE BLANKS

33	5				BK				
SERIES	BACK STYLE	LEG	ARM	FRAME FINISH	ARM FINISH	OPTIONS For additional options separate with (-) hyphen.	FREIGHT OPTION	FREIGHT REQUIREMENTS	FABRIC CODE Please refer to allseating.com for fabric codes.



# RAINBOW™ WIDE

DESIGN | ALLSEATING  
GSA SIN | 33721

## FEATURES

- Double curve and open back
- Wall-saving designed frame
- Black non-marring glides
- Black frame

## DIMENSIONS

### SQUAREBACK AND ROUND BACK:

- Overall NA: 34"H | 24"W | 26"D
- Overall WA: 34"H | 26.75"W | 26"D
- Seat: 20"H | 22"W | 21.5"D
- Back: 14"H | 22"W
- COM Back: 0.85 yds.
- COM Seat: 0.85 yds
- COM Full: 1.5 yds.

**BASE PRICE | \$620**  
**33754/33954-NA**

**PRODUCT BEING PHASED OUT**

MODEL CODE	Grade 1	Grade 2/ COM	Grade 3	Grade 4/ COL	Grade 5	Grade 6	Grade 7	Grade 8	Leather 1	Leather 2	Leather 3
SEAT	\$310	\$331	\$345	\$363	\$378	\$406	\$438	\$473	\$550	\$584	\$687
BACK	\$310	\$331	\$345	\$363	\$378	\$406	\$438	\$473	\$550	\$584	\$687
Phlebotomy Arm	\$195	\$209	\$218	\$230	\$241	\$259	\$280	\$304	\$355	\$378	\$446

SERIES	33	Rainbow	QS	\$
BACK STYLE	7	Wide Roundback		-
	9	Wide Squareback		
LEG	54	4 Leg Stackable		-
ARM	NA	No Arm		-
	WA	With Arm		\$52
ARM CAP	BK	Black		-
	SK	Smoke		-
FRAME FINISH	EB	Epoxy Black		-
	SIL	Silver		-
OPTIONS	BN	Ballistic Nylon Back		\$40
	PH	Phlebotomy Arm		VAR
	PHL	Phlebotomy Arm   Left Side [From Seated Position]		VAR
	PHR	Phlebotomy Arm   Right Side [From Seated Position]		VAR
	CL	CAL TB133		\$115
FREIGHT OPTIONS	FA	Fully Assembled		-
	BW	Blanket Wrapped - Fully Assembled [25 unit minimum]		\$35
FREIGHT REQUIREMENTS	AS	Allseating Standard		-
	FQ	Special Freight Instructions [Call for Quote]		VAR
	GD	Guaranteed Delivery Date and Time [Call for Quote]		VAR

• Use the following model codes to order the Phlebotomy Arm by itself for installation on existing chairs

*33APH-PHL	Phlebotomy Arm   Left Side [From Seated Position]	VAR
*33APH-PHR	Phlebotomy Arm   Right Side [From Seated Position]	VAR

## NOTES

- Ships fully assembled in a box. For BW freight option, 25 unit minimum quantities apply, please check with Sales Support for details.
- For orders of less than 2, a cartoning surcharge of \$22 net will be incurred per order. WTR & WTL excluded.
- Rainbow Wide is suitable for up to 500lbs.
- Does not stack
- This product meets the requirements set forth in ANSI/ BIFMA X5.1-2011.
- Dimensions are dependant on options selected. Product can be configured to comply with BIFMA G1-2002 Guidelines.

## TO ORDER SIMPLY FILL IN THE BLANKS

33	-		-	54	-	WA	-		-	BK	-		-		-		-		-	
SERIES		BACK STYLE		LEG		ARM		FRAME FINISH		ARM FINISH		OPTIONS For additional options separate with (-) hyphen.		FREIGHT OPTION		FREIGHT REQUIRE- MENTS		FABRIC CODE Please refer to allseating.com for fabric codes.		





# RAINBOW™ PLUS

DESIGN | ALLSEATING  
GSA SIN | 33721

### FEATURES

- Double curve and open back
- Wall-saving designed frame
- Black non-marring glides

### DIMENSIONS

- Overall: 34.2"H | 33.3"W | 23.25"D
- Seat: 17"H | 30"W | 20"D
- Back: 16.3"H | 30"W

BASE PRICE | \$712  
33454-WA

MODEL CODE	Grade 1	Grade 2/ COM	Grade 3	Grade 4/ COL	Grade 5	Grade 6	Grade 7	Grade 8	Leather 1	Leather 2	Leather 3
SEAT	\$356	\$384	\$402	\$426	\$447	\$484	\$526	\$573	\$676	\$721	\$858
BACK	\$356	\$384	\$402	\$426	\$447	\$484	\$526	\$573	\$676	\$721	\$858
Phlebotomy Arm	\$195	\$209	\$218	\$230	\$241	\$259	\$280	\$304	\$355	\$378	\$446

SERIES	33	Rainbow	QS	\$
BACK STYLE	4	Plus Squareback		-
LEG	54	4 Leg		-
ARM	WA	With Arm		-
ARM CAP	BK	Black		-
	SK	Smoke		-
FRAME FINISH	EB	Epoxy Black		-
	SIL	Silver		-
OPTIONS	BN	Ballistic Nylon Back		\$40
	PHL	Phlebotomy Arm   Left Side [From Seated Position]		VAR
	PHR	Phlebotomy Arm   Right Side [From Seated Position]		VAR
	CL	CAL TB133		\$115
FREIGHT OPTIONS	FA	Fully Assembled		-
	BW	Blanket Wrapped - Fully Assembled [25 unit minimum]		\$35
FREIGHT REQUIREMENTS	AS	Allseating Standard		-
	FQ	Special Freight Instructions [Call for Quote]		VAR
	GD	Guaranteed Delivery Date and Time (Call for Quote)		VAR

• Use the following model codes to order the Phlebotomy Arm by itself for installation on existing chairs

*33APH-PHL	Phlebotomy Arm   Left Side [From Seated Position]	VAR
*33APH-PHR	Phlebotomy Arm   Right Side [From Seated Position]	VAR

### NOTES

- Ships fully assembled in a box. For BW freight option, 25 unit minimum quantities apply, please check with Sales Support for details.
- For orders of less than 2, a cartoning surcharge of \$22 net will be incurred per order.
- Rainbow Plus is suitable for up to 500lbs.
- Does not stack
- This product meets the requirements set forth in ANSI/BIFMA X5.1-2011.
- Dimensions are dependant on options selected. Product can be configured to comply with BIFMA G1-2002 Guidelines.

### TO ORDER SIMPLY FILL IN THE BLANKS

33	-	4	-	54	-	WA	-		-		-		-		-		
SERIES		BACK STYLE		LEG		ARM		ARM CAP		FRAME FINISH		OPTIONS For additional options separate with (-) hyphen.		FREIGHT OPTION		FREIGHT REQUIRE- MENTS	FABRIC CODE Please refer to allseating.com for fabric codes.





# RAINBOW™ HIP

DESIGN | ALLSEATING  
GSA SIN | 33721

## FEATURES

- Double curve and open back
- Wall-saving designed frame
- Black non-marring glides
- Standard footrest in black nylon

## DIMENSIONS

- Overall WA: 34"H | 26.5"W | 24.5"D
- Seat: 24"H | 22"W | 21.5"D
- Back: 14"H | 22"W
- Footrest: 6.625"H [from the floor] | 21"W | 5.5"D
- COM Back: 0.85 yds.
- COM Seat: 0.85 yds
- COM Full: 1.5 yds.

## NOTES

- Ships fully assembled in a box. For BW freight option, 25 unit minimum quantities apply, please check with Sales Support for details.
- For orders of less than 2, a cartoning surcharge of \$22 net will be incurred per order. WTR & WTL excluded.
- Rainbow Hip is suitable for up to 500lbs.
- Does not stack
- This product meets the requirements set forth in ANSI/BIFMA X5.1-2011.
- Dimensions are dependant on options selected. Product can be configured to comply with BIFMA G1-2002 Guidelines.

## BASE PRICE | \$645

33613-WA

MODEL CODE	Grade 1	Grade 2/ COM	Grade 3	Grade 4/ COL	Grade 5	Grade 6	Grade 7	Grade 8	Leather 1	Leather 2	Leather 3
SEAT	\$322	\$343	\$357	\$375	\$390	\$418	\$450	\$485	\$562	\$596	\$699
BACK	\$323	\$344	\$358	\$376	\$391	\$419	\$451	\$486	\$563	\$597	\$700

SERIES	33	Rainbow	QS	\$
BACK STYLE	6	Wide Squareback		-
LEG	13	4 Leg		-
ARM	WA	With Arm		-
FRAME FINISH	EB	Epoxy Black		-
	SIL	Silver		-
OPTIONS	BN	Ballistic Nylon Back		\$40
FREIGHT OPTIONS	FA	Fully Assembled		-
	BW	Blanket Wrapped - Fully Assembled [25 unit minimum]		\$35
FREIGHT REQUIREMENTS	AS	Allseating Standard		-
	FQ	Special Freight Instructions [Call for Quote]		VAR
	GD	Guaranteed Delivery Date and Time (Call for Quote)		VAR

## TO ORDER SIMPLY FILL IN THE BLANKS

33	-	6	-	13	-	WA	-		-		-		-		-	
SERIES		BACK STYLE		LEG		ARM		FRAME FINISH		OPTIONS For additional options separate with (-) hyphen.		FREIGHT OPTION		FREIGHT REQUIRE- MENTS		FABRIC CODE Please refer to allseating.com for fabric codes.





# RAINBOW™ JUNIOR

DESIGN | ALLSEATING  
GSA SIN | 33721

## FEATURES

- Double curve and open back
- Wall-saver designed frame
- Black non-marring glides
- Black frame
- Stacks 4 on the Floor

## DIMENSIONS

- Overall: 26"H | 15"W | 15"D
- Seat: 14"H | 15"W | 13.75"D
- Back: 12"H | 14"W
- COM: 0.60 yd.

## NOTES

- Ships fully assembled in a box. For BW freight option, 25 unit minimum quantities apply, please check with Sales Support for details.
- For orders of less than 2, a cartoning surcharge of \$22 net will be incurred per order.
- This product meets the requirements set forth in ANSI/ BIFMA X5.1-2011 and is warranted for users up to 350 lbs
- Dimensions are dependant on options selected. Product can be configured to comply with BIFMA G1-2002 Guidelines.
- \*Adjustable Swivel Glides ship un-installed.

**BASE PRICE | \$296**  
**33854-NA**

**PRODUCT BEING PHASED OUT**

MODEL CODE	Grade 1	Grade 2/ COM	Grade 3	Grade 4/ COL	Grade 5	Grade 6	Grade 7	Grade 8	Leather 1	Leather 2	Leather 3
SEAT	\$148	\$156	\$162	\$169	\$175	\$186	\$199	\$213	\$244	\$258	\$299
BACK	\$148	\$156	\$162	\$169	\$175	\$186	\$199	\$213	\$244	\$258	\$299

SERIES	33	Rainbow	QS	\$
BACK STYLE	8	Junior		-
LEG	54	4 Leg Stackable		-
ARM	NA	No Arm		-
FRAME FINISH	EB	Epoxy Black		-
	SIL	Silver		-
OPTIONS	AG	Adjustable Swivel Glide*		\$18
	CR	Chrome Rocker		\$26
	BN	Ballistic Nylon Back		\$35
	CL	CAL TB133		\$95
FREIGHT OPTIONS	FA	Fully Assembled		-
	BW	Blanket Wrapped - Fully Assembled [25 unit minimum]		\$35
FREIGHT REQUIREMENTS	AS	Allseating Standard		-
	FQ	Special Freight Instructions (Call for Quote)		VAR
	GD	Guaranteed Delivery Date and Time (Call for Quote)		VAR

## TO ORDER SIMPLY FILL IN THE BLANKS

33	-	8	-	54	-		-		-		-		-		-	
SERIES		BACK STYLE		LEG		ARM		FRAME FINISH		OPTIONS For additional options separate with (-) hyphen.		FREIGHT OPTION		FREIGHT REQUIRE- MENTS		FABRIC CODE Please refer to allseating.com for fabric codes.



# REQUISITE® MIDBACK

DESIGN | TODD YETMAN  
OPEN MARKET

BASE PRICE | \$1,120  
21035

Grade 1	Grade 2/ COM	Grade 3	Grade 4/COL	Grade 5	Grade 6	Grade 7	Grade 8	Leather 1	Leather 2	Leather 3
\$1,120	\$1,169	\$1,201	\$1,243	\$1,279	\$1,344	\$1,418	\$1,500	\$1,679	\$1,759	\$1,999

## FEATURES

- 4" Cylinder
- Side tension control
- Black nylon base standard
- Molded seat and foam back
- Standard carpet casters

## DIMENSIONS

- Overall [Knee Tilt]: 39"-43.25"H | 28.5"W | 28.5"D
- Overall [Synchro Tilt]: 39"-43.25"H | 28.5"W | 28.5"D
- Seat [Knee Tilt]: 18"- 22.25"H | 20.5"W | 19.5"D
- Seat [Synchro Tilt]: 18"-22.25"H | 20.5"W | 19.5"D
- Back: 22"H | 20"W
- COM Full: 1.75 yds.

## NOTES

- Ships knocked down.
- For BW and FA Freight Options, minimum quantities apply, please check with Sales Support for details.
- 7-Arms comes standard with 32 Synchro Tilt mechanism
- Tension is adjustable on OHC and OHH casters to accommodate various surfaces
- All other features are dependant on the control specified. Please refer to Control Choice on page 8 for full description of available features.
- This product meets the requirements set forth in ANSI/BIFMA X5.1-2011 and is warranted for users up to 350 lbs.
- Dimensions are dependant on options selected. Product can be configured to comply with BIFMA G1-2002 Guidelines.
- RC Specifications: Arm Height is 27.5"H from floor; Seat Height 19"H.
- LS Specifications: Seat: 16.25"-20.25"H.
- Arm wraps for aluminum loop arm will match fabric selection
- \* Synchro tilt available only with 7-Arm
- \*\* Smoke base to match when specified.

SERIES	21	Requisite	QS	\$
BACK STYLE	0	Midback	•	-
CONTROL	35	Knee Tilt (KT3)	•	-
	32	Synchro Knee Tilt* (TS70)	•	-
ARM	PBK	Black Painted Aluminum Loop Arms w/wrap	•	\$95
	PSK	Smoke Painted Aluminum Loop Arms w/wrap **	•	\$95
	ACA	Aluminum Loop Arms w/wrap	•	\$95
	7AB	Black 7-Arm	•	\$95
	7AS	Smoke 7-Arm**	•	\$95
OPTIONS	AB	Aluminum Base	•	\$65
	RC	Auto Return Cylinder (Fixed Height)	•	\$82
	LS	Low Seat Height	•	\$53
	LH	65mm (2.5") Dual Surface Casters	•	\$32
	OHC	OH Carpet Casters [adjustable]	•	\$63
	OHH	OH Dual Surface Casters [adjustable]	•	\$95
FREIGHT OPTIONS	KD	Knocked Down		-
	BW	Blanket Wrapped - Fully Assembled [25 Unit Minimum]		\$75
	FA	Fully Assembled in Carton [25 Unit Minimum]		\$115
FREIGHT REQUIREMENTS	AS	Allseating Standard		-
	FQ	Special Freight Instructions (Call for Quote)		VAR
	GD	Guaranteed Delivery Date and Time (Call for Quote)		VAR

## TO ORDER SIMPLY FILL IN THE BLANKS

21	-	0	-		-		-		-		-			
SERIES		BACK STYLE		CONTROL		ARM		OPTIONS <small>For additional options separate with (-) hyphen.</small>		FREIGHT OPTION		FREIGHT REQUIREMENTS		FABRIC CODE <small>Please refer to allseating.com for fabric codes.</small>



# REQUISITE® HIGHBACK

DESIGN | TODD YETMAN  
OPEN MARKET

**BASE PRICE | \$1,280**  
**21135**

Grade 1	Grade 2/ COM	Grade 3	Grade 4/COL	Grade 5	Grade 6	Grade 7	Grade 8	Leather 1	Leather 2	Leather 3
\$1,280	\$1,336	\$1,372	\$1,420	\$1,462	\$1,536	\$1,620	\$1,714	\$1,919	\$2,010	\$2,284

## FEATURES

- 4" Cylinder
- Side tension control
- Black nylon base standard
- Molded seat and foam back
- Standard carpet casters

## DIMENSIONS

- Overall [Knee Tilt]: 46"-50.25"H | 28.5"W | 28.5"D
- Overall [Synchro Tilt]: 46"-50.25"H | 28.5"W | 28.5"D
- Seat [Knee Tilt]: 18"-22.25"H | 20.5"W | 19.5"D
- Seat [Synchro Tilt]: 18"-22.25"H | 20.5"W | 19.5"D
- Back: 28"H | 19.5"W
- COM Full: 2 yds.

## NOTES

- Ships knocked down.
- For BW and FA Freight Options, minimum quantities apply, please check with Sales Support for details.
- 7-Arms comes standard with 32 Synchro Tilt mechanism
- Tension is adjustable on OHC and OHH casters to accommodate various surfaces
- All other features are dependant on the control specified. Please refer to Control Choice on page 8 for full description of available features.
- This product meets the requirements set forth in ANSI/BIFMA X5.1-2011 and is warranted for users up to 350 lbs.
- Dimensions are dependant on options selected. Product can be configured to comply with BIFMA G1-2002 Guidelines.
- RC Specifications: Arm Height is 27.5"H from floor; Seat Height 19"H.
- LS Specifications: Seat: 16.25"-20.25"H.
- Arm wraps for aluminum loop arm will match fabric selection
- \* Synchro tilt available only with 7-Arm
- \*\* Smoke base to match when specified.

SERIES	21	Requisite	QS	\$
BACK STYLE	1	Highback	•	-
CONTROL	35	Knee Tilt (KT3)	•	-
	32	Synchro Knee Tilt* (TS70)	•	-
ARM	PBK	Black Painted Aluminum Loop Arms w/wrap	•	\$95
	PSK	Smoke Painted Aluminum Loop Arms w/wrap **	•	\$95
	ACA	Aluminum Loop Arms w/wrap	•	\$95
	7AB	Black 7-Arm	•	\$95
	7AS	Smoke 7-Arm**	•	\$95
OPTIONS	AB	Aluminum Base	•	\$65
	RC	Auto Return Cylinder (Fixed Height)	•	\$82
	LS	Low Seat Height	•	\$53
	LH	65mm (2.5") Dual Surface Casters	•	\$32
	OHC	OH Carpet Casters [adjustable]	•	\$63
	OHH	OH Dual Surface Casters [adjustable]	•	\$95
FREIGHT OPTIONS	KD	Knocked Down		-
	BW	Blanket Wrapped - Fully Assembled [25 Unit Minimum]		\$75
	FA	Fully Assembled in Carton [25 Unit Minimum]		\$115
FREIGHT REQUIREMENTS	AS	Allseating Standard		-
	FQ	Special Freight Instructions (Call for Quote)		VAR
	GD	Guaranteed Delivery Date and Time (Call for Quote)		VAR

## TO ORDER SIMPLY FILL IN THE BLANKS

21	-	1	-		-		-		-		-	
SERIES		BACK STYLE		CONTROL		ARM		OPTIONS For additional options separate with (-) hyphen.		FREIGHT OPTION		FREIGHT REQUIREMENTS
FABRIC CODE Please refer to allseating.com for fabric codes.												





# RES<sup>®</sup> CHAIR

DESIGN | NICK GILLISSIE  
OPEN MARKET

**BASE PRICE | \$1,070**  
**75265**

## FEATURES

- Res is the product of intense market research and is designed to meet the modern needs of higher education and office training facilities
- Can be specified with a laminate shelf complete with cupholder. Left or right-handed
- Can be specified with swiveling tablet surface, which requires shelf
- Unique ribbed pattern around base deters graffiti and scuffing
- Large open compartment for storage located beneath the seat to keep personal items secure behind the occupant's legs
- Base available with stationary glides or mobile casters
- Available with 2 back heights: lowback and midback
- Finish selections available for poly base, laminate surfaces, and metal surfaces.
- Optional coat hook

## DIMENSIONS

### Lowback

- Overall: 31.5" H | 22.7" W | 22.7" D
- Overall With Shelf: 31.5" H | 28.2" W | 22.7" D
- Seat: 18.4" H | 22.7" W | 17.2" D
- Back: 13.1" H | 18.9"
- Tablet: 26.5" H | 20.1" L | 9.9" W

### Midback

- Overall: 34.0" H | 22.7" W | 22.7" D
- Overall With Shelf: 34.0" H | 28.2" W | 28.2" D
- Seat: 18.4" H | 22.7" W | 17.2" D
- Back: 15.7" H | 18.9"
- Tablet: 26.5" H | 20.1" L | 9.9" W

### COM Requirements

- Lowback: 0.75 yds
- Midback: 1 yd
- Seat: 2.25 yds

## NOTES

- Tablet ships unassembled
- Seating component warranted for users up to 350lbs
- This product meets the requirements set forth in BIFMAx5.4/x6.1

## TO ORDER SIMPLY FILL IN THE BLANKS


75	-		-		-		-		-		-	FA	-		-					
SERIES		BACK STYLE		BASE		BASE FINISH		PAINT FINISH		LAMINATE SHELF		TABLET		OPTIONS For additional options separate with (-) hyphen.		FREIGHT OPTION		FREIGHT REQUIREMENTS		FABRIC CODE Please refer to allseating.com for fabric codes.

SERIES	75	Res	QS	\$
BACK STYLE	2	Lowback		-
	0	Midback		VAR
BASE	65	Base with Casters		-
	68	Base with Glides		-
BASE FINISH	BKN	Black Nylon		-
	SKN	Smoke Nylon		\$125
PAINT FINISH	PSK	Smoke Paint Finish [Tablet Arm, Hook, and Cupholder]		-
	PBK	Black Paint Finish [Tablet Arm, Hook, and Cupholder]		-
	PCT	Cotton Paint Finish [Tablet Arm, Hook, and Cupholder]		-
LAMINATE SHELF	LBK	Left Shelf   Black Laminate		\$495
	LWH	Left Shelf   White Laminate		\$495
	LCL	Left Shelf   Clay Laminate		\$495
	RBK	Right Shelf   Black Laminate		\$495
	RWH	Right Shelf   White Laminate		\$495
	RCL	Right Shelf   Clay Laminate		\$495
TABLET	TB	Tablet [Requires Shelf]		\$200
OPTIONS	TC	Dual Surface Casters [Only Available with Caster Base]		\$55
	HK	Coat Hook		\$45
FREIGHT OPTIONS	FA	Fully Assembled in Carton		-
FREIGHT REQUIREMENTS	AS	Allseating Standard		-
	FQ	Special Freight Instructions [Call for Quote]		VAR
	GD	Guaranteed Delivery Date and Time [Call for Quote]		VAR



# RES<sup>®</sup> STOOL

DESIGN | NICK GILLISSIE  
OPEN MARKET



## FEATURES

- Res is the product of intense market research and is designed to meet the modern needs of higher education and office training facilities
- Can be specified with a laminate shelf complete with cupholder. Left or right-handed
- Can be specified with swiveling tablet surface, which requires shelf
- Unique ribbed pattern around base deters graffiti and scuffing
- Large open compartment for storage located beneath the seat to keep personal items secure behind the occupant's legs
- Base available with stationary glides or mobile casters
- Available with 2 back heights: lowback and midback
- Finish selections available for poly base, laminate surfaces, and metal surfaces.
- Optional coat hook

## BASE PRICE | \$695

75X65

CODE	Grade 1	Grade 2/ COM	Grade 3	Grade 4/ COL	Grade 5	Grade 6	Grade 7	Grade 8	Leather 1	Leather 2	Leather 3
75X65	\$695	\$758	\$799	\$853	\$900	\$983	\$1,078	\$1,183	\$1,414	\$1,516	\$1,825

SERIES	75	Res	QS	\$
BACK STYLE	X	No Back		-
BASE	65	Base with Casters		-
	68	Base with Glides		-
BASE FINISH	BKN	Black Nylon		-
	SKN	Smoke Nylon		\$125
PAINT FINISH	PSK	Smoke Paint Finish [Tablet Arm and Cupholder]		-
	PBK	Black Paint Finish [Tablet Arm and Cupholder]		-
	PCT	Cotton Paint Finish [Tablet Arm and Cupholder]		-
LAMINATE SHELF	LBK	Left Shelf   Black Laminate		\$495
	LWH	Left Shelf   White Laminate		\$495
	LCL	Left Shelf   Clay Laminate		\$495
	RBK	Right Shelf   Black Laminate		\$495
	RWH	Right Shelf   White Laminate		\$495
	RCL	Right Shelf   Clay Laminate		\$495
TABLET	TB	Tablet [Requires Shelf]		\$200
OPTIONS	TC	Dual Surface Casters [Only Available with Caster Base]		\$55
FREIGHT OPTIONS	FA	Fully Assembled in Carton		-
FREIGHT REQUIREMENTS	AS	Allseating Standard		-
	FQ	Special Freight Instructions [Call for Quote]		VAR
	GD	Guaranteed Delivery Date and Time [Call for Quote]		VAR

## DIMENSIONS

- Overall: 18.4" H | 22.7" W | 22.7" D
- Overall With Shelf: 18.4" H | 28.2" W | 22.7" D
- Tablet: 26.5" H | 20.1" L | 9.9" W

## COM Requirements

- Seat: 2.25 yds

## NOTES

- Tablet ships unassembled
- Seating component warranted for users up to 350lbs
- This product meets the requirements set forth in BIFMAx5.4/x6.1

## TO ORDER SIMPLY FILL IN THE BLANKS

75	X							FA		
SERIES	BACK STYLE	BASE	BASE FINISH	PAINT FINISH	LAMINATE SHELF	TABLET	OPTIONS For additional options separate with (-) hyphen.	FREIGHT OPTION	FREIGHT REQUIREMENTS	FABRIC CODE Please refer to allseating.com for fabric codes.





# RÜHE® PATIENT

DESIGN | MIKE SHIELDS  
OPEN MARKET

## BASE PRICE | \$1,096 P1610

Code	Grade 1	Grade 2/ COM	Grade 3	Grade 4/ COL	Grade 5	Grade 6	Grade 7	Grade 8	Leather 1	Leather 2	Leather 3
SEAT	\$550	\$578	\$596	\$620	\$641	\$678	\$720	\$767	\$870	\$915	\$1,052
BACK	\$546	\$574	\$592	\$616	\$637	\$674	\$716	\$763	\$866	\$911	\$1,048

### FEATURES

- Durable yet lightweight 14g steel frame
- Frame available in Silver, Matte Smoke, and Matte Bronze
- Frame is wall-saver design
- Soft cleanout between seat and back
- Molded foam for both seat and back
- Dual upholstery with healthcare grade vinyl under seat
- Polyurethane arm caps in Light Grey, Smoke, and Taupe finishes
- Corian and Wood arm caps available for upcharge
- Arms designed for easy ingress and egress
- Curvature of the arm provides natural cradle to support user's arm
- Field replaceable parts: arm caps, frame, seat, and back
- Non-marring glides
- Optional power mounted on left side [seated] under seat | White finish

SERIES	P1	Patient Upholstered	QS	\$
BACK STYLE	6	Highback		VAR
LEG	10	Single		-
ARM CAP FINISH	GP	Light Grey Polyurethane		-
	SP	Smoke Polyurethane		-
	TP	Taupe Polyurethane		-
	LM	Light Maple		\$180
	MM	Medium Maple		\$180
	DM	Dark Maple		\$180
FRAME FINISH	BI	Corian Bisque		\$350
	SVR	Silver		-
	BM	Matte Bronze		-
	MSK	Matte Smoke		-
OPTIONS	PW	Power [Mounted Under Seat]		\$250
FREIGHT OPTIONS	KD	Knocked Down		-
	BW	Blanket Wrapped - Fully Assembled (25 seat minimum)		\$75
FREIGHT REQUIREMENTS	AS	Allseating Standard		-
	FQ	Special Freight Instructions (Call for Quote)		VAR
	GD	Guaranteed Delivery Date and Time (Call for Quote)		VAR

### DIMENSIONS

- OVERALL: 44.5"H | 26.4"W | 24.5"D
- Seat: 18.3"H | 21"W | 19"D
- Back: 26"H | 21"W
- Arm: 25.8"H
- COM Full: 2 yards
- COM Seat: 1 yard
- COM Back: 1 yard

### NOTES

- Knocked Down shipping indicates chair with back taken off
- Warranted for users up to 400lbs
- This product meets the requirements set forth in ANSI/BIFMA HCF8.1.

### TO ORDER SIMPLY FILL IN THE BLANKS

P1	-	6	-	10	-		-		-		-		-		-		
SERIES		BACK STYLE		LEG		ARM CAP FINISH		FRAME FINISH		OPTIONS		FREIGHT OPTION		FREIGHT REQUIREMENTS		FABRIC CODE - SEAT Please refer to allseating.com for fabric codes.	FABRIC CODE - BACK





# RÜHE® ROCKER

DESIGN | MIKE SHIELDS  
OPEN MARKET

## FEATURES

- Durable yet lightweight 14g steel frame
- Frame available in Silver, Matte Smoke, and Matte Bronze
- Frame is wall-saver design
- Soft cleanout between seat and back
- Molded foam for both seat and back
- Dual upholstery with healthcare grade vinyl under seat
- Polyurethane arm caps in Light Grey, Smoke, and Taupe finishes
- Corian and Wood arm caps available for upcharge
- Arms designed for easy ingress and egress
- Curvature of the arm provides natural cradle to support user's arm
- Field replaceable parts: arm caps, frame, seat, and back
- Non-marring glides

**BASE PRICE | \$1,414**  
**P1612**

Code	Grade 1	Grade 2/ COM	Grade 3	Grade 4/ COL	Grade 5	Grade 6	Grade 7	Grade 8	Leather 1	Leather 2	Leather 3
SEAT	\$712	\$740	\$758	\$782	\$803	\$840	\$882	\$929	\$1,032	\$1,077	\$1,214
BACK	\$702	\$730	\$748	\$772	\$793	\$830	\$872	\$919	\$1,022	\$1,067	\$1,204

SERIES	P1	Patient Upholstered	QS	\$
BACK STYLE	6	Highback		VAR
LEG	12	Rocker		-
ARM CAP FINISH	GP	Light Grey Polyurethane		-
	SP	Smoke Polyurethane		-
	TP	Taupe Polyurethane		-
	LM	Light Maple		\$180
	MM	Medium Maple		\$180
	DM	Dark Maple		\$180
FRAME FINISH	BI	Corian Bisque		\$350
	SVR	Silver		-
	BM	Matte Bronze		-
FREIGHT OPTIONS	MSK	Matte Smoke		-
	KD	Knocked Down		-
	BW	Blanket Wrapped - Fully Assembled (25 seat minimum)		\$75
FREIGHT REQUIREMENTS	AS	Allseating Standard		-
	FQ	Special Freight Instructions (Call for Quote)		VAR
	GD	Guaranteed Delivery Date and Time (Call for Quote)		VAR

## DIMENSIONS

- OVERALL: 42.5"H | 26.4"W | 29.3"D
- Seat: 16.3"H | 21"W | 19"D
- Back: 26"H | 21"W
- Arm: 23.8"H
- COM Full: 2 yards
- COM Seat: 1 yard
- COM Back: 1 yard

## NOTES

- Knocked Down shipping indicates chair with back taken off
- Warranted for users up to 400lbs
- This product meets the requirements set forth in ANSI/BIFMA HCF8.1.

## TO ORDER SIMPLY FILL IN THE BLANKS

P1	-	0	-	12	-		-		-	-		-		-		
SERIES		BACK STYLE		LEG		ARM CAP FINISH		FRAME FINISH		OPTIONS		FREIGHT OPTION		FREIGHT REQUIREMENTS		FABRIC CODE - SEAT Please refer to allseating.com for fabric codes.
																FABRIC CODE - BACK





# RÜHE® HIP CHAIR

DESIGN | MIKE SHIELDS  
OPEN MARKET

## FEATURES

- Durable yet lightweight 14g steel frame
- Frame available in Silver, Matte Smoke, and Matte Bronze
- Frame is wall-saver design
- Soft cleanout between seat and back
- Molded foam for both seat and back
- Dual upholstery with healthcare grade vinyl under seat
- Polyurethane arm caps in Light Grey, Smoke, and Taupe finishes
- Corian and Wood arm caps available for upcharge
- Arms designed for easy ingress and egress
- Curvature of the arm provides natural cradle to support user's arm
- Field replaceable parts: arm caps, frame, seat, and back
- Non-marring glides
- Optional power mounted under seat

## BASE PRICE | \$1,138 P1013

Code	Grade 1	Grade 2/ COM	Grade 3	Grade 4/ COL	Grade 5	Grade 6	Grade 7	Grade 8	Leather 1	Leather 2	Leather 3
SEAT	\$676	\$704	\$722	\$746	\$767	\$804	\$846	\$893	\$996	\$1,041	\$1,178
BACK	\$462	\$483	\$497	\$515	\$530	\$558	\$590	\$625	\$702	\$736	\$839

SERIES	P1	Patient Upholstered	QS	\$
BACK STYLE	0	Midback		VAR
LEG	13	Hip Chair		-
ARM CAP FINISH	GP	Light Grey Polyurethane		-
	SP	Smoke Polyurethane		-
	TP	Taupe Polyurethane		-
	LM	Light Maple		\$180
	MM	Medium Maple		\$180
	DM	Dark Maple		\$180
FRAME FINISH	BI	Corian Bisque		\$350
	SVR	Silver		-
	BM	Matte Bronze		-
	MSK	Matte Smoke		-
FREIGHT OPTIONS	KD	Knocked Down		-
	BW	Blanket Wrapped - Fully Assembled (25 seat minimum)		\$75
FREIGHT REQUIREMENTS	AS	Allseating Standard		-
	FQ	Special Freight Instructions (Call for Quote)		VAR
	GD	Guaranteed Delivery Date and Time (Call for Quote)		VAR

## DIMENSIONS

- OVERALL: 38.5"H | 26.4"W | 25.5"D
- Seat: 23.3"H | 21"W | 19"D
- Back: 16"H | 21"W
- Arm: 30.5"H
- Step Rail: 5.2"H
- COM Full: 1.75 yards
- COM Seat: 1 yard
- COM Back: 0.75 yards

## NOTES

- Knocked Down shipping indicates chair with back taken off
- Warranted for users up to 400lbs
- This product meets the requirements set forth in ANSI/BIFMA HCF8.1.

## TO ORDER SIMPLY FILL IN THE BLANKS

P1	-	0	-	13	-		-		-		-		-		-		
SERIES		BACK STYLE		LEG		ARM CAP FINISH		FRAME FINISH		OPTIONS		FREIGHT OPTION		FREIGHT REQUIREMENTS		FABRIC CODE - SEAT Please refer to allseating.com for fabric codes.	FABRIC CODE - BACK





# RÜHE® GUEST

DESIGN | MIKE SHIELDS  
OPEN MARKET

## BASE PRICE | \$965

P1010

Code	Grade 1	Grade 2/ COM	Grade 3	Grade 4/ COL	Grade 5	Grade 6	Grade 7	Grade 8	Leather 1	Leather 2	Leather 3
SEAT	\$580	\$608	\$626	\$650	\$671	\$708	\$750	\$797	\$900	\$945	\$1,082
BACK	\$385	\$406	\$420	\$438	\$453	\$481	\$513	\$548	\$625	\$659	\$762

### FEATURES

- Durable yet lightweight 14g steel frame
- Frame available in Silver, Matte Smoke, and Matte Bronze
- Frame is wall-saver design
- Soft cleanout between seat and back
- Molded foam for both seat and back
- Dual upholstery with healthcare grade vinyl under seat
- Polyurethane arm caps in Light Grey, Smoke, and Taupe finishes
- Corian and Wood arm caps available for upcharge
- Arms designed for easy ingress and egress
- Curvature of the arm provides natural cradle to support user's arm
- Field replaceable parts: arm caps, frame, seat, and back
- Non-marring glides
- Optional power mounted on left side [seated] under seat | White finish

SERIES	P1	Guest Upholstered	QS	\$
BACK STYLE	0	Midback		VAR
LEG	10	Single		-
ARM CAP FINISH	GP	Light Grey Polyurethane		-
	SP	Smoke Polyurethane		-
	TP	Taupe Polyurethane		-
	LM	Light Maple		\$180
	MM	Medium Maple		\$180
	DM	Dark Maple		\$180
FRAME FINISH	BI	Corian Bisque		\$350
	SVR	Silver		-
	BM	Matte Bronze		-
	MSK	Matte Smoke		-
OPTIONS	PW	Power [Mounted Under Seat]		\$250
FREIGHT OPTIONS	KD	Knocked Down		-
	BW	Blanket Wrapped - Fully Assembled (25 seat minimum)		\$75
	AS	Allseating Standard		-
FREIGHT REQUIREMENTS	FQ	Special Freight Instructions (Call for Quote)		VAR
	GD	Guaranteed Delivery Date and Time (Call for Quote)		VAR

### DIMENSIONS

- Overall: 33.5"H | 26.4"W | 24.5"D
- Seat: 18.3"H | 21"W | 19"D
- Back: 16"H | 21"W
- Arm: 25.8"H
- COM Full: 1.75yards
- COM Seat: 1 yard
- COM Back: 0.75 yards

### NOTES

- Knocked Down shipping indicates chair with back taken off
- Warranted for users up to 400lbs
- This product meets the requirements set forth in ANSI/BIFMA HCF8.1

### TO ORDER SIMPLY FILL IN THE BLANKS

P1	-	0	-	10	-		-		-		-		-		-		
SERIES		BACK STYLE		LEG		ARM CAP FINISH		FRAME FINISH		OPTIONS		FREIGHT OPTION		FREIGHT REQUIREMENTS		FABRIC CODE - SEAT Please refer to allseating.com for fabric codes.	FABRIC CODE - BACK





# RÜHE® GUEST PLUS

DESIGN | MIKE SHIELDS  
OPEN MARKET

**BASE PRICE | \$1,239**  
**P1410**

## FEATURES

- Durable yet lightweight 14g steel frame
- Frame available in Silver, Matte Smoke, and Matte Bronze
- Frame is wall-saver design
- Soft cleanout between seat and back
- Molded foam for both seat and back
- Dual upholstery with healthcare grade vinyl under seat
- Polyurethane arm caps in Light Grey, Smoke, and Taupe finishes
- Corian and Wood arm caps available for upcharge
- Arms designed for easy ingress and egress
- Curvature of the arm provides natural cradle to support user's arm
- Field replaceable parts: arm caps, frame, seat, and back
- Non-marring glides
- Optional power mounted on left side [seated] under seat | White finish

Code	Grade 1	Grade 2/ COM	Grade 3	Grade 4/ COL	Grade 5	Grade 6	Grade 7	Grade 8	Leather 1	Leather 2	Leather 3
SEAT	\$744	\$772	\$790	\$814	\$835	\$872	\$914	\$961	\$1,064	\$1,109	\$1,246
BACK	\$495	\$537	\$564	\$600	\$632	\$687	\$750	\$821	\$974	\$1,043	\$1,248

SERIES	P1	Guest Upholstered	QS	\$
BACK STYLE	4	Midback Plus		VAR
LEG	10	Single		-
ARM CAP FINISH	LG	Light Grey Polyurethane		-
	SP	Smoke Polyurethane		-
	TP	Taupe Polyurethane		-
	LM	Light Wood		\$180
	MM	Medium Wood		\$180
	DM	Dark Wood		\$180
	BI	Corian Bisque		\$350
FRAME FINISH	SVR	Silver		-
	BM	Matte Bronze		-
	MSK	Matte Smoke		-
OPTIONS	PW	Power [Mounted Under Seat]		\$250
FREIGHT OPTIONS	KD	Knocked Down		-
	BW	Blanket Wrapped - Fully Assembled (25 seat minimum)		\$75
FREIGHT REQUIREMENTS	AS	Allseating Standard		-
	FQ	Special Freight Instructions (Call for Quote)		VAR
	GD	Guaranteed Delivery Date and Time (Call for Quote)		VAR

## DIMENSIONS

- Overall: 33.5"H | 35.4"W | 24.5"D
- Seat: 18.3"H | 30"W | 19"D
- Back: 16"H | 30"W
- Arm: 25.8"H
- COM Full: 2.5 yards
- COM Seat: 1 yard
- COM Back: 1.5 yards

## NOTES

- Knocked Down shipping indicates chair with back taken off
- Warranted for users up to 500lbs
- This product meets the requirements set forth in ANSI/BIFMA HCF8.1

## TO ORDER SIMPLY FILL IN THE BLANKS

P1	-	4	-	10	-		-		-		-		-		-		
SERIES		BACK STYLE		LEG		ARM CAP FINISH		FRAME FINISH		OPTIONS		FREIGHT OPTION		FREIGHT REQUIREMENTS		FABRIC CODE - SEAT Please refer to allseating.com for fabric codes.	FABRIC CODE - BACK





# RÜHE® GUEST LOVESEAT

DESIGN | MIKE SHIELDS  
OPEN MARKET



### FEATURES

- Durable yet lightweight 14g steel frame
- Frame available in Silver, Matte Smoke, and Matte Bronze
- Frame is wall-saver design
- Soft cleanout between seat and back
- Molded foam for both seat and back
- Dual upholstery with healthcare grade vinyl under seat
- Polyurethane arm caps in Light Grey, Smoke, and Taupe finishes
- Corian and Wood arm caps available for upcharge
- Arms designed for easy ingress and egress
- Curvature of the arm provides natural cradle to support user's arm
- Field replaceable parts: arm caps, frame, seat, and back
- Non-marring glides
- Optional power mounted on left side [seated] under seat | White finish

BASE PRICE | \$1,555  
P1510

Code	Grade 1	Grade 2/ COM	Grade 3	Grade 4/ COL	Grade 5	Grade 6	Grade 7	Grade 8	Leather 1	Leather 2	Leather 3
SEAT	\$770	\$812	\$839	\$875	\$907	\$962	\$1,025	\$1,096	\$1,249	\$1,318	\$1,523
BACK	\$785	\$827	\$854	\$890	\$922	\$977	\$1,040	\$1,111	\$1,264	\$1,333	\$1,538

SERIES	P1	Guest Upholstered	QS	\$
BACK STYLE	5	Midback		VAR
LEG	10	Single		-
ARM CAP FINISH	LG	Light Grey Polyurethane		-
	SP	Smoke Polyurethane		-
	TP	Taupe Polyurethane		-
	LM	Light Wood		\$180
	MM	Medium Wood		\$180
	DM	Dark Wood		\$180
	BI	Corian Bisque		\$350
FRAME FINISH	SVR	Silver		-
	BM	Matte Bronze		-
	MSK	Matte Smoke		-
OPTIONS	PW	Power [Mounted Under Seat]		\$250
FREIGHT OPTIONS	KD	Knocked Down		-
	BW	Blanket Wrapped - Fully Assembled (25 seat minimum)		\$75
FREIGHT REQUIREMENTS	AS	Allseating Standard		-
	FQ	Special Freight Instructions (Call for Quote)		VAR
	GD	Guaranteed Delivery Date and Time (Call for Quote)		VAR

### DIMENSIONS

- Overall: 33.5"H | 49.4"W | 24.5"D
- Seat: 18.3"H | 44"W | 19"D
- Back: 16"H | 44"W
- Arm: 25.8"H
- COM Full: 3 yards
- COM Seat: 1.5 yards
- COM Back: 1.5 yards

### NOTES

- Knocked Down shipping indicates chair with back taken off
- Warranted for maximum weight of 500lbs
- This product meets the requirements set forth in ANSI/BIFMA HCF8.1

### TO ORDER SIMPLY FILL IN THE BLANKS

P1

-

5

-

10

-

-

-

-

-

-

-

SERIES

BACK  
STYLE

LEG

ARM CAP  
FINISH

FRAME  
FINISH

OPTIONS

FREIGHT  
OPTION

FREIGHT  
REQUIRE-  
MENTS

FABRIC CODE - SEAT  
Please refer to allseating.com  
for fabric codes.

FABRIC CODE - BACK



# RÜHE® GUEST DOUBLE

DESIGN | MIKE SHIELDS  
OPEN MARKET



## FEATURES

- Durable yet lightweight 14g steel frame
- Frame available in Silver, Matte Smoke, and Matte Bronze
- Frame is wall-saver design
- Soft cleanout between seat and back
- Molded foam for both seat and back
- Dual upholstery with healthcare grade vinyl under seat
- Polyurethane arm caps in Light Grey, Smoke, and Taupe finishes
- Corian and Wood arm caps available for upcharge
- Arms designed for easy ingress and egress
- Curvature of the arm provides natural cradle to support user's arm
- Field replaceable parts: arm caps, frame, seat, and back
- Non-marring glides
- Optional power mounted on left side [seated] under seat | White finish

## BASE PRICE | \$1,610

P1020

Code	Grade 1	Grade 2/COM	Grade 3	Grade 4/COL	Grade 5	Grade 6	Grade 7	Grade 8	Leather 1	Leather 2	Leather 3
SEAT	\$825	\$874	\$906	\$948	\$984	\$1,049	\$1,123	\$1,205	\$1,384	\$1,464	\$1,704
BACK	\$785	\$827	\$854	\$890	\$922	\$977	\$1,040	\$1,111	\$1,264	\$1,333	\$1,538

SERIES	P1	Guest Upholstered	QS	\$
BACK STYLE	0	Midback		VAR
LEG	20	Double		-
ARM CAP FINISH	LG	Light Grey Polyurethane		-
	SP	Smoke Polyurethane		-
	TP	Taupe Polyurethane		-
	LM	Light Wood		\$180
	MM	Medium Wood		\$180
	DM	Dark Wood		\$180
	BI	Corian Bisque		\$350
FRAME FINISH	SVR	Silver		-
	BM	Matte Bronze		-
	MSK	Matte Smoke		-
OPTIONS	MB	Power [Mounted Under Seat]		\$250
FREIGHT OPTIONS	KD	Knocked Down		-
	BW	Blanket Wrapped - Fully Assembled (25 seat minimum)		\$150
FREIGHT REQUIREMENTS	AS	Allseating Standard		-
	FQ	Special Freight Instructions (Call for Quote)		VAR
	GD	Guaranteed Delivery Date and Time (Call for Quote)		VAR

## DIMENSIONS

- Overall: 33.5"H | 49.4"W | 24.5"D
- Seat: 18.3"H | 22"W Per Seat | 19"D
- Back: 16"H | 44"W
- Arm: 25.8"H
- COM Full: 3.25 yards
- COM Seat: 1.75 yards
- COM Back: 1.5 yards

## NOTES

- Knocked Down shipping indicates chair with back taken off
- Warranted for users up to 300lbs per seat
- This product meets the requirements set forth in ANSI/BIFMA HCF8.1

## TO ORDER SIMPLY FILL IN THE BLANKS

P1	0	20							
SERIES	BACK STYLE	LEG	ARM CAP FINISH	FRAME FINISH	OPTIONS	FREIGHT OPTION	FREIGHT REQUIREMENTS	FABRIC CODE - SEAT	FABRIC CODE - BACK

Please refer to allseating.com for fabric codes.



# RÜHE® GUEST DOUBLE HALF ARM

DESIGN | MIKE SHIELDS  
OPEN MARKET



## FEATURES

- Durable yet lightweight 14g steel frame
- Frame available in Silver, Matte Smoke, and Matte Bronze
- Frame is wall-saver design
- Soft cleanout between seat and back
- Molded foam for both seat and back
- Dual upholstery with healthcare grade vinyl under seat
- Polyurethane arm caps in Light Grey, Smoke, and Taupe finishes
- Corian and Wood arm caps available for upcharge
- Arms designed for easy ingress and egress
- Curvature of the arm provides natural cradle to support user's arm
- Field replaceable parts: arm caps, frame, seat, and back
- Non-marring glides
- Optional power mounted on left side [seated] under seat | White finish

**BASE PRICE | \$1,757**  
**P1021**

Code	Grade 1	Grade 2/ COM	Grade 3	Grade 4/ COL	Grade 5	Grade 6	Grade 7	Grade 8	Leather 1	Leather 2	Leather 3
SEAT	\$972	\$1,021	\$1,053	\$1,095	\$1,131	\$1,196	\$1,270	\$1,352	\$1,531	\$1,611	\$1,851
BACK	\$785	\$827	\$854	\$890	\$922	\$977	\$1,040	\$1,111	\$1,264	\$1,333	\$1,538

SERIES	P1	Guest Upholstered	QS	\$
BACK STYLE	0	Midback		VAR
LEG	21	Double with Half Arm		-
ARM CAP FINISH	LG	Light Grey Polyurethane		-
	SP	Smoke Polyurethane		-
	TP	Taupe Polyurethane		-
	LM	Light Wood		\$270
	MM	Medium Wood		\$270
	DM	Dark Wood		\$270
	BI	Corian Bisque		\$525
FRAME FINISH	SVR	Silver		-
	BM	Matte Bronze		-
	MSK	Matte Smoke		-
OPTIONS	PW	Power [Mounted Under Seat]		\$250
FREIGHT OPTIONS	KD	Knocked Down		-
	BW	Blanket Wrapped - Fully Assembled (25 seat minimum)		\$150
FREIGHT REQUIREMENTS	AS	Allseating Standard		-
	FQ	Special Freight Instructions (Call for Quote)		VAR
	GD	Guaranteed Delivery Date and Time (Call for Quote)		VAR

## DIMENSIONS

- Overall: 33.5"H | 49.4"W | 24.5"D
- Seat: 18.3"H | 21"W Per Seat | 19"D
- Back: 16"H | 21"W Per Back
- Arm: 25.8"H
- COM Full: 3.25 yards
- COM Seat: 1.75 yards
- COM Back: 1.5 yards

## NOTES

- Knocked Down shipping indicates chair with back taken off
- Warranted for users up to 300lbs per seat
- This product meets the requirements set forth in ANSI/BIFMA HCF8.1

## TO ORDER SIMPLY FILL IN THE BLANKS

P1	0	21							
SERIES	BACK STYLE	LEG	ARM CAP FINISH	FRAME FINISH	OPTIONS	FREIGHT OPTION	FREIGHT REQUIREMENTS	FABRIC CODE - SEAT	FABRIC CODE - BACK

Please refer to allseating.com for fabric codes.



# RÜHE® GUEST DOUBLE FULL ARM

DESIGN | MIKE SHIELDS  
OPEN MARKET



## FEATURES

- Durable yet lightweight 14g steel frame
- Frame available in Silver, Matte Smoke, and Matte Bronze
- Frame is wall-saver design
- Soft cleanout between seat and back
- Molded foam for both seat and back
- Dual upholstery with healthcare grade vinyl under seat
- Polyurethane arm caps in Light Grey, Smoke, and Taupe finishes
- Corian and Wood arm caps available for upcharge
- Arms designed for easy ingress and egress
- Curvature of the arm provides natural cradle to support user's arm
- Field replaceable parts: arm caps, frame, seat, and back
- Non-marring glides
- Optional power mounted on left side [seated] under seat | White finish

## BASE PRICE | \$1,830 P1022

Code	Grade 1	Grade 2/ COM	Grade 3	Grade 4/ COL	Grade 5	Grade 6	Grade 7	Grade 8	Leather 1	Leather 2	Leather 3
SEAT	\$1,045	\$1,094	\$1,126	\$1,168	\$1,204	\$1,269	\$1,343	\$1,425	\$1,604	\$1,684	\$1,924
BACK	\$785	\$827	\$854	\$890	\$922	\$977	\$1,040	\$1,111	\$1,264	\$1,333	\$1,538

SERIES	P1	Guest Upholstered	QS	\$
BACK STYLE	0	Midback		VAR
LEG	22	Double with Full Arm		-
ARM CAP FINISH	LG	Light Grey Polyurethane		-
	SP	Smoke Polyurethane		-
	TP	Taupe Polyurethane		-
	LM	Light Wood		\$270
	MM	Medium Wood		\$270
	DM	Dark Wood		\$270
	BI	Corian Bisque		\$525
FRAME FINISH	SVR	Silver		-
	BM	Matte Bronze		-
	MSK	Matte Smoke		-
OPTIONS	PW	Power [Mounted Under Seat]		\$250
FREIGHT OPTIONS	KD	Knocked Down		-
	BW	Blanket Wrapped - Fully Assembled (25 seat minimum)		\$150
FREIGHT REQUIREMENTS	AS	Allseating Standard		-
	FQ	Special Freight Instructions (Call for Quote)		VAR
	GD	Guaranteed Delivery Date and Time (Call for Quote)		VAR

## DIMENSIONS

- Overall: 33.5"H | 49.4"W | 24.5"D
- Seat: 18.3"H | 21"W Per Seat | 19"D
- Back: 16"H | 21"W Per Back
- Arm: 25.8"H
- COM Full: 3.25 yards
- COM Seat: 1.75 yards
- COM Back: 1.5 yards

## NOTES

- Knocked Down shipping indicates chair with back taken off
- Warranted for users up to 300lbs per seat
- This product meets the requirements set forth in ANSI/BIFMA HCF8.1

## TO ORDER SIMPLY FILL IN THE BLANKS

P1	-	0	-	22	-		-		-		-		-		-		
SERIES		BACK STYLE		LEG		ARM CAP FINISH		FRAME FINISH		OPTIONS		FREIGHT OPTION		FREIGHT REQUIREMENTS		FABRIC CODE - SEAT Please refer to allseating.com for fabric codes.	FABRIC CODE - BACK



# RÜHE® GUEST TRIPLE

DESIGN | MIKE SHIELDS  
OPEN MARKET



## FEATURES

- Durable yet lightweight 14g steel frame
- Frame available in Silver, Matte Smoke, and Matte Bronze
- Frame is wall-saver design
- Soft cleanout between seat and back
- Molded foam for both seat and back
- Dual upholstery with healthcare grade vinyl under seat
- Polyurethane arm caps in Light Grey, Smoke, and Taupe finishes
- Corian and Wood arm caps available for upcharge
- Arms designed for easy ingress and egress
- Curvature of the arm provides natural cradle to support user's arm
- Field replaceable parts: arm caps, frame, seat, and back
- Non-marring glides
- Optional power mounted on left side [seated] under seat | White finish

**BASE PRICE | \$2,235**  
**P1030**

Code	Grade 1	Grade 2/ COM	Grade 3	Grade 4/ COL	Grade 5	Grade 6	Grade 7	Grade 8	Leather 1	Leather 2	Leather 3
SEAT	\$1,340	\$1,403	\$1,444	\$1,498	\$1,545	\$1,628	\$1,723	\$1,828	\$2,059	\$2,161	\$2,470
BACK	\$895	\$944	\$976	\$1,018	\$1,054	\$1,119	\$1,193	\$1,275	\$1,454	\$1,534	\$1,774

SERIES	P1	Guest Upholstered	QS	\$
BACK STYLE	0	Midback		VAR
LEG	30	Triple		-
ARM CAP FINISH	LG	Light Grey Polyurethane		-
	SP	Smoke Polyurethane		-
	TP	Taupe Polyurethane		-
	LM	Light Wood		\$180
	MM	Medium Wood		\$180
	DM	Dark Wood		\$180
FRAME FINISH	BI	Corian Bisque		\$350
	SVR	Silver		-
	BM	Matte Bronze		-
	MSK	Matte Smoke		-
OPTIONS	PW	Power [Mounted Under Seat]		\$250
FREIGHT OPTIONS	KD	Knocked Down		-
	BW	Blanket Wrapped - Fully Assembled (25 seat minimum)		\$225
FREIGHT REQUIREMENTS	AS	Allseating Standard		-
	FQ	Special Freight Instructions (Call for Quote)		VAR
	GD	Guaranteed Delivery Date and Time (Call for Quote)		VAR

## DIMENSIONS

- Overall: 33.5"H | 71.5"W | 24.5"D
- Seat: 18.3"H | 22"W Per Seat | 19"D
- Back: 16"H | 66"W
- Arm: 25.8"H
- COM Full: 4 yards
- COM Seat: 2.25 yards
- COM Back: 1.75 yards

## NOTES

- Knocked Down shipping indicates chair with back taken off
- Warranted for users up to 250lbs per seat
- This product meets the requirements set forth in ANSI/BIFMA HCF8.1

## TO ORDER SIMPLY FILL IN THE BLANKS

P1	-	0	-	30	-		-		-		-		-		-		
SERIES		BACK STYLE		LEG		ARM CAP FINISH		FRAME FINISH		OPTIONS		FREIGHT OPTION		FREIGHT REQUIRE- MENTS		FABRIC CODE - SEAT Please refer to allseating.com for fabric codes.	FABRIC CODE - BACK



# RÜHE® GUEST TRIPLE HALF ARM

DESIGN | MIKE SHIELDS  
OPEN MARKET



## FEATURES

- Durable yet lightweight 14g steel frame
- Frame available in Silver, Matte Smoke, and Matte Bronze
- Frame is wall-saver design
- Soft cleanout between seat and back
- Molded foam for both seat and back
- Dual upholstery with healthcare grade vinyl under seat
- Polyurethane arm caps in Light Grey, Smoke, and Taupe finishes
- Corian and Wood arm caps available for upcharge
- Arms designed for easy ingress and egress
- Curvature of the arm provides natural cradle to support user's arm
- Field replaceable parts: arm caps, frame, seat, and back
- Non-marring glides
- Optional power mounted on left side [seated] under seat | White finish

**BASE PRICE | \$2,548**  
**P1031**

Code	Grade 1	Grade 2/ COM	Grade 3	Grade 4/ COL	Grade 5	Grade 6	Grade 7	Grade 8	Leather 1	Leather 2	Leather 3
SEAT	\$1,654	\$1,717	\$1,758	\$1,812	\$1,859	\$1,942	\$2,037	\$2,142	\$2,373	\$2,475	\$2,784
BACK	\$894	\$957	\$998	\$1,052	\$1,099	\$1,182	\$1,277	\$1,382	\$1,613	\$1,715	\$2,024

SERIES	P1	Guest Upholstered	QS	\$
BACK STYLE	0	Midback		VAR
LEG	31	Triple with Half Arm		-
ARM CAP FINISH	LG	Light Grey Polyurethane		-
	SP	Smoke Polyurethane		-
	TP	Taupe Polyurethane		-
	LM	Light Wood		\$360
	MM	Medium Wood		\$360
	DM	Dark Wood		\$360
	BI	Corian Bisque		\$700
FRAME FINISH	SVR	Silver		-
	BM	Matte Bronze		-
	MSK	Matte Smoke		-
OPTIONS	PW	Power [Mounted Under Seat]		\$250
FREIGHT OPTIONS	KD	Knocked Down		-
	BW	Blanket Wrapped - Fully Assembled (25 seat minimum)		\$225
FREIGHT REQUIREMENTS	AS	Allseating Standard		-
	FQ	Special Freight Instructions (Call for Quote)		VAR
	GD	Guaranteed Delivery Date and Time (Call for Quote)		VAR

## DIMENSIONS

- Overall: 33.5"H | 71.5"W | 24.5"D
- Seat: 18.3"H | 21"W Per Seat | 19"D
- Back: 16"H | 21"W Per Seat
- Arm: 25.8"H
- COM Full: 4.5 yards
- COM Seat: 2.25 yards
- COM Back: 2.25 yards

## NOTES

- Knocked Down shipping indicates chair with back taken off
- Warranted for users up to 250lbs per seat
- This product meets the requirements set forth in ANSI/BIFMA HCF8.1

## TO ORDER SIMPLY FILL IN THE BLANKS

P1	0	31							
SERIES	BACK STYLE	LEG	ARM CAP FINISH	FRAME FINISH	OPTIONS	FREIGHT OPTION	FREIGHT REQUIREMENTS	FABRIC CODE - SEAT	FABRIC CODE - BACK

Please refer to allseating.com for fabric codes.



# RÜHE® GUEST TRIPLE FULL ARM

DESIGN | MIKE SHIELDS  
OPEN MARKET



## FEATURES

- Durable yet lightweight 14g steel frame
- Frame available in Silver, Matte Smoke, and Matte Bronze
- Frame is wall-saver design
- Soft cleanout between seat and back
- Molded foam for both seat and back
- Dual upholstery with healthcare grade vinyl under seat
- Polyurethane arm caps in Light Grey, Smoke, and Taupe finishes
- Corian and Wood arm caps available for upcharge
- Arms designed for easy ingress and egress
- Curvature of the arm provides natural cradle to support user's arm
- Field replaceable parts: arm caps, frame, seat, and back
- Non-marring glides
- Optional power mounted on left side [seated] under seat | White finish

**BASE PRICE | \$2,620**  
**P1032**

Code	Grade 1	Grade 2/ COM	Grade 3	Grade 4/ COL	Grade 5	Grade 6	Grade 7	Grade 8	Leather 1	Leather 2	Leather 3
SEAT	\$1,725	\$1,788	\$1,829	\$1,883	\$1,930	\$2,013	\$2,108	\$2,213	\$2,444	\$2,546	\$2,855
BACK	\$895	\$958	\$999	\$1,053	\$1,100	\$1,183	\$1,278	\$1,383	\$1,614	\$1,716	\$2,025

SERIES	P1	Guest Upholstered	QS	\$
BACK STYLE	0	Midback		VAR
LEG	32	Triple with Full Arm		-
ARM CAP FINISH	LG	Light Grey Polyurethane		-
	SP	Smoke Polyurethane		-
	TP	Taupe Polyurethane		-
	LM	Light Wood		\$360
	MM	Medium Wood		\$360
	DM	Dark Wood		\$360
	BI	Corian Bisque		\$700
FRAME FINISH	SVR	Silver		-
	BM	Matte Bronze		-
	MSK	Matte Smoke		-
OPTIONS	PW	Power [Mounted Under Seat]		\$250
FREIGHT OPTIONS	KD	Knocked Down		-
	BW	Blanket Wrapped - Fully Assembled (25 seat minimum)		\$225
FREIGHT REQUIREMENTS	AS	Allseating Standard		-
	FQ	Special Freight Instructions (Call for Quote)		VAR
	GD	Guaranteed Delivery Date and Time (Call for Quote)		VAR

## DIMENSIONS

- Overall: 33.5"H | 71.5"W | 24.5"D
- Seat: 18.3"H | 21"W Per Seat | 19"D
- Back: 16"H | 21"W Per Seat
- Arm: 25.8"H
- COM Full: 4.5 yards
- COM Seat: 2.25 yards
- COM Back: 2.25 yards

## NOTES

- Knocked Down shipping indicates chair with back taken off
- Warranted for users up to 250lbs per seat
- This product meets the requirements set forth in ANSI/BIFMA HCF8.1

## TO ORDER SIMPLY FILL IN THE BLANKS

P1	0	32							
SERIES	BACK STYLE	LEG	ARM CAP FINISH	FRAME FINISH	OPTIONS	FREIGHT OPTION	FREIGHT REQUIREMENTS	FABRIC CODE - SEAT	FABRIC CODE - BACK

Please refer to allseating.com for fabric codes.





# RÜHE® LOUNGE SINGLE

DESIGN | MIKE SHIELDS  
OPEN MARKET



## FEATURES

- Durable yet lightweight 14g steel frame
- Frame available in Silver, Matte Smoke, and Matte Bronze
- Frame is wall-saver design
- Soft cleanout between seat and back
- Molded foam for both seat and back
- Dual upholstery with healthcare grade vinyl under seat
- Polyurethane arm caps in Light Grey, Smoke, and Taupe finishes
- Corian and Wood arm caps available for upcharge
- Arms designed for easy ingress and egress
- Curvature of the arm provides natural cradle to support user's arm
- Field replaceable parts: arm caps, frame, seat, and back
- Non-marring glides
- Optional power mounted on left side [seated] under seat | White finish

## BASE PRICE | \$1,300 P2010

Code	Grade 1	Grade 2/ COM	Grade 3	Grade 4/ COL	Grade 5	Grade 6	Grade 7	Grade 8	Leather 1	Leather 2	Leather 3
SEAT	\$780	\$815	\$838	\$868	\$894	\$940	\$993	\$1,051	\$1,179	\$1,236	\$1,408
BACK	\$520	\$569	\$601	\$643	\$679	\$744	\$818	\$900	\$1,079	\$1,159	\$1,399

SERIES	P2	Lounge Upholstered	QS	\$
BACK STYLE	0	Midback		VAR
LEG	10	Single		-
ARM CAP FINISH	GP	Light Grey Polyurethane		-
	SP	Smoke Polyurethane		-
	TP	Taupe Polyurethane		-
	LM	Light Maple		\$195
	MM	Medium Maple		\$195
	DM	Dark Maple		\$195
	BI	Corian Bisque		\$375
FRAME FINISH	SVR	Silver		-
	BM	Matte Bronze		-
	MSK	Matte Smoke		-
OPTIONS	PW	Power [Mounted Under Seat]		-
FREIGHT OPTIONS	KD	Knocked Down		-
	BW	Blanket Wrapped - Fully Assembled (25 seat minimum)		\$75
FREIGHT REQUIREMENTS	AS	Allseating Standard		-
	FQ	Special Freight Instructions (Call for Quote)		VAR
	GD	Guaranteed Delivery Date and Time (Call for Quote)		VAR

## DIMENSIONS

- OVERALL: 31"H | 28.3"W | 27"D
- Seat: 17.5"H | 23"W | 19.3"D
- Back: 15.5"H | 23"W
- Arm: 24.5"H
- COM Full: 3.5 yards
- COM Seat: 1.25 yards
- COM Back: 2.25 yards

## NOTES

- Knocked Down shipping indicates chair with back taken off
- Warranted for users up to 400lbs
- This product meets the requirements set forth in ANSI/BIFMA HCF5.11

## TO ORDER SIMPLY FILL IN THE BLANKS

P2	0	10							
SERIES	BACK STYLE	LEG	ARM CAP FINISH	FRAME FINISH	OPTIONS	FREIGHT OPTION	FREIGHT REQUIREMENTS	FABRIC CODE - SEAT	FABRIC CODE - BACK

Please refer to allseating.com for fabric codes.



# RÜHE® LOUNGE DOUBLE

DESIGN | MIKE SHIELDS  
OPEN MARKET



## FEATURES

- Durable yet lightweight 14g steel frame
- Frame available in Silver, Matte Smoke, and Matte Bronze
- Frame is wall-saver design
- Soft cleanout between seat and back
- Molded foam for both seat and back
- Dual upholstery with healthcare grade vinyl under seat
- Polyurethane arm caps in Light Grey, Smoke, and Taupe finishes
- Corian and Wood arm caps available for upcharge
- Arms designed for easy ingress and egress
- Curvature of the arm provides natural cradle to support user's arm
- Field replaceable parts: arm caps, frame, seat, and back
- Non-marring glides
- Optional power mounted on left side [seated] under seat | White finish

## BASE PRICE | \$2,027 P2020

Code	Grade 1	Grade 2/ COM	Grade 3	Grade 4/ COL	Grade 5	Grade 6	Grade 7	Grade 8	Leather 1	Leather 2	Leather 3
SEAT	\$1,215	\$1,264	\$1,296	\$1,338	\$1,374	\$1,439	\$1,513	\$1,595	\$1,774	\$1,854	\$2,094
BACK	\$812	\$875	\$916	\$970	\$1,017	\$1,100	\$1,195	\$1,300	\$1,531	\$1,633	\$1,942

SERIES	P2	Lounge Upholstered	QS	\$
BACK STYLE	0	Midback		VAR
LEG	20	Double		-
ARM CAP FINISH	GP	Light Grey Polyurethane		-
	SP	Smoke Polyurethane		-
	TP	Taupe Polyurethane		-
	LM	Light Maple		\$195
	MM	Medium Maple		\$195
	DM	Dark Maple		\$195
	BI	Corian Bisque		\$375
FRAME FINISH	SVR	Silver		-
	BM	Matte Bronze		-
	MSK	Matte Smoke		-
OPTIONS	PW	Power [Mounted Under Seat]		-
FREIGHT OPTIONS	KD	Knocked Down		-
	BW	Blanket Wrapped - Fully Assembled (25 seat minimum)		\$150
FREIGHT REQUIREMENTS	AS	Allseating Standard		-
	FQ	Special Freight Instructions (Call for Quote)		VAR
	GD	Guaranteed Delivery Date and Time (Call for Quote)		VAR

## DIMENSIONS

- OVERALL: 31"H | 51.3"W | 27"D
- Seat: 17.5"H | 23"W Per Seat | 19.3"D
- Back: 15.5"H | 46"W
- Arm: 24.4"H
- COM Full: 4 yards
- COM Seat: 1.75 yards
- COM Back: 2.25 yards

## NOTES

- Knocked Down shipping indicates chair with back taken off
- Warranted for users up to 250lbs per seat
- This product meets the requirements set forth in ANSI/BIFMA HCF5.4

## TO ORDER SIMPLY FILL IN THE BLANKS

P2	-	0	-	20	-		-		-		-		-		-		
SERIES		BACK STYLE		LEG		ARM CAP FINISH		FRAME FINISH		OPTIONS		FREIGHT OPTION		FREIGHT REQUIREMENTS		FABRIC CODE - SEAT Please refer to allseating.com for fabric codes.	FABRIC CODE - BACK



# RÜHE® LOUNGE TRIPLE

DESIGN | MIKE SHIELDS  
OPEN MARKET



### FEATURES

- Durable yet lightweight 14g steel frame
- Frame available in Silver, Matte Smoke, and Matte Bronze
- Frame is wall-saver design
- Soft cleanout between seat and back
- Molded foam for both seat and back
- Dual upholstery with healthcare grade vinyl under seat
- Polyurethane arm caps in Light Grey, Smoke, and Taupe finishes
- Corian and Wood arm caps available for upcharge
- Arms designed for easy ingress and egress
- Curvature of the arm provides natural cradle to support user's arm
- Field replaceable parts: arm caps, frame, seat, and back
- Non-marring glides
- Optional power mounted on left side [seated] under seat | White finish

BASE PRICE | \$2,548  
P2030

Code	Grade 1	Grade 2/ COM	Grade 3	Grade 4/ COL	Grade 5	Grade 6	Grade 7	Grade 8	Leather 1	Leather 2	Leather 3
SEAT	\$1,528	\$1,598	\$1,643	\$1,703	\$1,756	\$1,848	\$1,953	\$2,071	\$2,327	\$2,441	\$2,783
BACK	\$1,020	\$1,125	\$1,193	\$1,283	\$1,361	\$1,500	\$1,658	\$1,834	\$2,218	\$2,389	\$2,903

SERIES	P2	Lounge Upholstered	QS	\$
BACK STYLE	0	Midback		VAR
LEG	30	Triple		-
ARM CAP FINISH	GP	Light Grey Polyurethane		-
	SP	Smoke Polyurethane		-
	TP	Taupe Polyurethane		-
	LM	Light Maple		\$195
	MM	Medium Maple		\$195
	DM	Dark Maple		\$195
	BI	Corian Bisque		\$375
FRAME FINISH	SVR	Silver		-
	BM	Matte Bronze		-
	MSK	Matte Smoke		-
OPTIONS	PW	Power [Mounted Under Seat]		-
FREIGHT OPTIONS	KD	Knocked Down		-
	BW	Blanket Wrapped - Fully Assembled (25 seat minimum)		\$225
FREIGHT REQUIREMENTS	AS	Allseating Standard		-
	FQ	Special Freight Instructions (Call for Quote)		VAR
	GD	Guaranteed Delivery Date and Time (Call for Quote)		VAR

### DIMENSIONS

- OVERALL: 31"H | 74"W | 27"D
- Seat: 17.5"H | 23"W Per Seat | 19.3"D
- Back: 15.5"H | 69"W
- Arm: 24.4"H
- COM Full: 6.25 yards
- COM Seat: 2.5 yards
- COM Back: 3.75 yards

### NOTES

- Knocked Down shipping indicates chair with back taken off
- Warranted for users up to 250lbs per seat
- This product meets the requirements set forth in ANSI/BIFMA HCF8.1.

### TO ORDER SIMPLY FILL IN THE BLANKS

P2

0

30

SERIES

BACK  
STYLE

LEG

ARM CAP  
FINISH

FRAME  
FINISH

OPTIONS

FREIGHT  
OPTION

FREIGHT  
REQUIRE-  
MENTS

FABRIC CODE - SEAT  
Please refer to allseating.com  
for fabric codes.

FABRIC CODE - BACK





# RÜHE® SIDE TABLE

DESIGN | MIKE SHIELDS  
OPEN MARKET

BASE PRICE | \$722  
P4X01

FEATURES

- 14 gauge steel frame/legs
- Seamless high pressure laminate surface in 5 colors
- Black nylon glides

DIMENSIONS

- OVERALL: 16.5"H | 23"W | 23"D

SERIES	P4	Table	QS	\$
BACK STYLE	X	No Back		-
LEG	01	Side		-
FRAME FINISH	SVR	Silver		-
	BM	Matte Bronze		-
	MSK	Matte Smoke		-
TABLE FINISH	WH	White		-
	EA	Earth		-
	WL	Light Wood		-
	WM	Medium Wood		-
	WD	Dark Wood		-
FREIGHT OPTIONS	KD	Knocked Down		-
	BW	Blanket Wrapped - Fully Assembled [25 unit minimum]		\$75
FREIGHT REQUIREMENTS	AS	Allseating Standard		-
	FQ	Special Freight Instructions (Call for Quote)		VAR
	GD	Guaranteed Delivery Date and Time (Call for Quote)		VAR

NOTES

- Ships knocked down.
- Warranted for users up to 350lbs
- This product meets the requirements set forth in ANSI/BIFMA HCF8.1.

TO ORDER SIMPLY FILL IN THE BLANKS

P4

-

X

-

01

-

-

-

-

SERIES

STYLE

TYPE

FRAME FINISH

TABLE FINISH

FREIGHT OPTION

FREIGHT REQUIREMENTS



# RÜHE® COFFEE TABLE

DESIGN | MIKE SHIELDS  
OPEN MARKET



**BASE PRICE | \$1,243**  
P4X02

## FEATURES

- 14 gauge steel frame/legs
- Seamless high pressure laminate surface in 5 colors
- Black nylon glides

## DIMENSIONS

- OVERALL: 16.5"H | 47.5"W | 20.8"D

SERIES	P4	Table	QS	\$
BACK STYLE	X	No Back		-
LEG	02	Coffee		-
FRAME FINISH	SVR	Silver		-
	BM	Matte Bronze		-
	MSK	Matte Smoke		-
TABLE FINISH	WH	White		-
	EA	Earth		-
	WL	Light Wood		-
	WM	Medium Wood		-
	WD	Dark Wood		-
FREIGHT OPTIONS	KD	Knocked Down		-
	BW	Blanket Wrapped - Fully Assembled (25 unit minimum)		\$75
FREIGHT REQUIREMENTS	AS	Allseating Standard		-
	FQ	Special Freight Instructions (Call for Quote)		VAR
	GD	Guaranteed Delivery Date and Time (Call for Quote)		VAR

## NOTES

- Ships knocked down.
- Warranted for users up to 350lbs
- This product meets the requirements set forth in ANSI/BIFMA HCF8.1.

## TO ORDER SIMPLY FILL IN THE BLANKS

P4	-	X	-	02	-		-		-		-	
SERIES		STYLE		TYPE		FRAME FINISH		TABLE FINISH		FREIGHT OPTION		FREIGHT REQUIREMENTS





# RÜHE® END TABLE

DESIGN | MIKE SHIELDS  
OPEN MARKET

BASE PRICE | \$442  
P4X03 / P4X04

- FEATURES**
- 14 gauge steel frame/legs
  - Seamless high pressure laminate surface in 5 colors
  - Black nylon glides

**DIMENSIONS**

• OVERALL: 16.5"H | 18.5"W | 18.5"D

SERIES	P4	Table	QS	\$
BACK STYLE	X	No Back		-
LEG	03	End (Left)		-
	04	End (Right)		-
FRAME FINISH	SVR	Silver		-
	BM	Matte Bronze		-
	MSK	Matte Smoke		-
TABLE FINISH	WH	White		-
	EA	Earth		-
	WL	Light Wood		-
	WM	Medium Wood		-
	WD	Dark Wood		-
FREIGHT OPTIONS	KD	Knocked Down		-
FREIGHT REQUIREMENTS	AS	Allseating Standard		-
	FQ	Special Freight Instructions (Call for Quote)		VAR
	GD	Guaranteed Delivery Date and Time (Call for Quote)		VAR

- NOTES**
- Ships knocked down.
  - Warranted for users up to 350lbs
  - This product meets the requirements set forth in ANSI/BIFMA HCF8.1.

TO ORDER SIMPLY FILL IN THE BLANKS

P4

-

X

-

-

-

-

-

SERIES

STYLE

TYPE

FRAME FINISH

TABLE FINISH

FREIGHT OPTION

FREIGHT REQUIREMENTS

# RÜHE® MID TABLE



DESIGN | MIKE SHIELDS  
OPEN MARKET

BASE PRICE | \$442  
P4X05

FEATURES

- 14 gauge steel frame/legs
- Seamless high pressure laminate surface in 5 colors

DIMENSIONS

• OVERALL: 16.5"H | 18.5"W | 18.5"D

SERIES	P4	Table	QS	\$
BACK STYLE	X	No Back		-
LEG	05	In-Line		-
FRAME FINISH	SVR	Silver		-
	BM	Matte Bronze		-
	MSK	Matte Smoke		-
TABLE FINISH	WH	White		-
	EA	Earth		-
	WL	Light Wood		-
	WM	Medium Wood		-
	WD	Dark Wood		-
FREIGHT OPTIONS	KD	Knocked Down		-
FREIGHT REQUIREMENTS	AS	Allseating Standard		-
	FQ	Special Freight Instructions (Call for Quote)		VAR
	GD	Guaranteed Delivery Date and Time (Call for Quote)		VAR

NOTES

- Ships knocked down.
- Warranted for users up to 350lbs
- This product meets the requirements set forth in ANSI/BIFMA HCF8.1.

TO ORDER SIMPLY FILL IN THE BLANKS

P4

-

X

-

05

-

-

-

-

SERIES

STYLE

TYPE

FRAME FINISH

TABLE FINISH

FREIGHT OPTION

FREIGHT REQUIREMENTS



INFO
PILONS
ASTUTE
ATTUNE
ATLES
CHIROFORM
DOVE
EIGHT TWO
ENTAIL
EXCHANGE
FLUID
FOSTER
HALLA
INERTIA
INNATE
JIF
L1
LEVO
MANTRA
PRATA
PRESTO
RAINBOW
REQUISITE
RES
RÜHE
THERAPOD
TUCK
WATSON
YOU
ZIP



# RÜHE® 90 DEGREE TABLE

DESIGN | MIKE SHIELDS  
OPEN MARKET



BASE PRICE | \$884  
P4X06

FEATURES

- 14 gauge steel frame/legs
- Seamless high pressure laminate surface in 5 colors

DIMENSIONS

- OVERALL: 16.5"H | 25"W | 25"D

SERIES	P4	Table	QS	\$
BACK STYLE	X	No Back		-
LEG	06	90 Degree		-
FRAME FINISH	SVR	Silver		-
	BM	Matte Bronze		-
	MSK	Matte Smoke		-
TABLE FINISH	WH	White		-
	EA	Earth		-
	WL	Light Wood		-
	WM	Medium Wood		-
	WD	Dark Wood		-
FREIGHT OPTIONS	KD	Knocked Down		-
FREIGHT REQUIREMENTS	AS	Allseating Standard		-
	FQ	Special Freight Instructions (Call for Quote)		VAR
	GD	Guaranteed Delivery Date and Time (Call for Quote)		VAR

NOTES

- Ships knocked down.
- Warranted for users up to 350lbs
- This product meets the requirements set forth in ANSI/BIFMA HCF8.1.

TO ORDER SIMPLY FILL IN THE BLANKS

P4

-

X

-

06

-

-

-

-

SERIES

STYLE

TYPE

FRAME FINISH

TABLE FINISH

FREIGHT OPTION

FREIGHT REQUIREMENTS



INFO
PILOTS
ASTUTE
ATTUNE
ATLAS
CHIROFORM
DOVE
EIGHT TWO
ENTAIL
EXCHANGE
FLUID
FOSTER
HALLA
INERTIA
INNATE
JIF
L1
LEVO
MANTRA
PRATA
PRESTO
RAINBOW
REQUISITE
RES
RÜHE
THERAPOD
TUCK
WATSON
YOU
ZIP



# THERAPOD® THERAPIST HIGHBACK

DESIGN | ALLSEATING  
GSA SIN | 33721

## BASE PRICE | \$1,388

50180-NA

Grade 1	Grade 2/ COM	Grade 3	Grade 4/COL	Grade 5	Grade 6	Grade 7	Grade 8	Leather 1	Leather 2	Leather 3
\$1,388	\$1,430	\$1,457	\$1,493	\$1,525	\$1,580	\$1,643	\$1,714	\$1,867	\$1,936	\$2,141

### FEATURES

- 3.5" or 5.5" cylinder (depending on options selected)
- Composite base
- For arm features and travel specifications, see page 17
- Carpet casters

### DIMENSIONS

- Overall: 40.5"- 44"H | 28"W | 28"D
- Seat: 16.5"- 20"H | 20"W | 18"D
- Back: 24"-28"H | 17"W
- COM: 1.75 yds.

### NOTES

- Ships knocked down.
- For BW and FA freight options, minimum quantities apply, please check with Sales Support for details.
- Tension is adjustable on OHC and OHH casters to accommodate various surfaces
- All other features are dependant on the control specified. Please refer to Control Choice on page 8 for full description of available features.
- This product meets the requirements set forth in ANSI/BIFMA X5.1-2011 and is warranted for users up to 350 lbs.
- Dimensions are dependant on options selected. Product can be configured to comply with BIFMA G1-2002 Guidelines.
- \*AWL | Not available with 4D, ATD, ATK, ATO.

SERIES	50	Therapod Therapist	QS	\$
BACK STYLE	1	Highback		-
CONTROL	80	Deluxe Tilt J-Bar (DJ)		-
	90	Value Plus (VP) (SS included)		\$34
ARM	NA	No Arm		-
	ATD	Adjustable T Arm   Diamond Arm Cap*		\$70
	ATK	Adjustable T Arm   Kidney Arm Cap*		\$70
	ATO	Adjustable T Arm   Oval Arm Cap*		\$70
	4D	4 Dimensional Arm		\$130
	MF	Multi-Functional Arm [Width Adjustment Not Included]		\$158
OPTIONS	AWK	Adjustable Width Bracket (Knob)[Not Included with MF Arm]		\$30
	AWL	Adjustable Width Bracket (Lever)[Not Included with MF Arm]*		\$40
	LH	Dual Surface Casters		\$32
	OHC	OH Carpet Casters [adjustable]		\$63
	OHH	OH Dual Surface Casters [adjustable]		\$95
	SS	Seat Slider (range 2.5")		\$85
	NP	Neck Pad		\$30
	AB	Aluminum Base		\$65
	LS	Low Seat Height with 5" Travel		\$53
FREIGHT OPTIONS	KD	Knocked Down		-
	BW	Blanket Wrapped - Fully Assembled [25 Unit Minimum]		\$75
	FA	Fully Assembled in Carton [25 Unit Minimum]		\$115
FREIGHT REQUIREMENTS	AS	Allseating Standard		-
	FQ	Special Freight Instructions (Call for Quote)		VAR
	GD	Guaranteed Delivery Date and Time (Call for Quote)		VAR

### TO ORDER SIMPLY FILL IN THE BLANKS

50	-	1	-		-		-		-		-	
SERIES		BACK STYLE		CONTROL		ARM		OPTIONS For additional options separate with (-) hyphen.		FREIGHT OPTION		FREIGHT REQUIREMENTS
FABRIC CODE Please refer to allseating.com for fabric codes.												



# THERAPOD® THERAPIST EXTRA HIGHBACK

DESIGN | ALLSEATING  
GSA SIN | 33721

BASE PRICE | \$1,456  
50380-NA

Grade 1	Grade 2/ COM	Grade 3	Grade 4/COL	Grade 5	Grade 6	Grade 7	Grade 8	Leather 1	Leather 2	Leather 3
\$1,456	\$1,505	\$1,537	\$1,579	\$1,615	\$1,680	\$1,754	\$1,836	\$2,015	\$2,095	\$2,335

FEATURES

- 3.5" or 5.5" cylinder (depending on options selected)
- Composite base
- For arm features and travel specifications, see page 16
- Carpet casters

DIMENSIONS

- Overall: 46"- 51"H | 28"W | 28"D
- Seat: 16.5"- 22"H | 21"W | 18.5"D
- Back: 30"-34.5"H | 18"W
- COM: 2.0 yds.

NOTES

- Ships knocked down.
- For BW and FA freight options, minimum quantities apply, please check with Sales Support for details.
- Tension is adjustable on OHC and OHH casters to accommodate various surfaces
- All other features are dependant on the control specified. Please refer to Control Choice on page 8 for full description of available features.
- This product meets the requirements set forth in ANSI/BIFMA X5.1-2011 and is warranted for users up to 350 lbs.
- Dimensions are dependant on options selected. Product can be configured to comply with BIFMA G1-2002 Guidelines.
- \*AWL | Not available with 4D, ATD, ATK, ATO.

SERIES	50	Therapod Therapist	QS	\$
BACK STYLE	3	Extra Highback		-
CONTROL	80	Deluxe Tilt J-Bar (DJ)		-
	90	Value Plus (VP) (SS included)		\$34
ARM	NA	No Arm		-
	ATD	Adjustable T Arm   Diamond Arm Cap*		\$70
	ATK	Adjustable T Arm   Kidney Arm Cap*		\$70
	ATO	Adjustable T Arm   Oval Arm Cap*		\$70
	4D	4 Dimensional Arm		\$130
	MF	Multi-Functional Arm [Width Adjustment Not Included]		\$158
OPTIONS	AWK	Adjustable Width Bracket (Knob)[Not Included with MF Arm]		\$30
	AWL	Adjustable Width Bracket (Lever)[Not Included with MF Arm]*		\$40
	LH	Dual Surface Casters		\$32
	OHC	OH Carpet Casters [adjustable]		\$63
	OHH	OH Dual Surface Casters [adjustable]		\$95
	SS	Seat Slider (range 2.5")		\$85
	NP	Neck Pad		\$30
	AB	Aluminum Base		\$65
	LS	Low Seat Height with 5" Travel		\$53
FREIGHT OPTIONS	KD	Knocked Down		-
	BW	Blanket Wrapped - Fully Assembled [25 Unit Minimum]		\$75
	FA	Fully Assembled in Carton [25 Unit Minimum]		\$115
FREIGHT REQUIREMENTS	AS	Allseating Standard		-
	FQ	Special Freight Instructions (Call for Quote)		VAR
	GD	Guaranteed Delivery Date and Time (Call for Quote)		VAR

TO ORDER SIMPLY FILL IN THE BLANKS

50

-

3

-

-

-

-

-

-

SERIES

BACK  
STYLE

CONTROL

ARM

OPTIONS  
For additional options  
separate with (-) hyphen.

FREIGHT  
OPTION

FREIGHT  
REQUIRE-  
MENTS

FABRIC CODE  
Please refer to allseating.com for  
fabric codes.





# TUCK® STACKER

## BASE PRICE | \$300

### 11050-NA

Polypropylene Seat and Back	Grade 1	Grade 2/ COM	Grade 3	Grade 4/ COL	Grade 5	Grade 6	Grade 7	Grade 8	Leather 1	Leather 2	Leather 3
\$300	\$370	\$391	\$405	\$423	\$438	\$466	\$498	\$533	\$610	\$644	\$747

## FEATURES

- Non-marring nylon glides
- Polypropylene seat and back
- Optional upholstered seat or seat pad includes shroud
- Polypropylene armcaps
- Wall-Saving designed frame
- Stacks on dolly:
- 35 (Sled), 20 (4-Leg)
- Stacks with upholstered seat:
- 18 (Sled), 12 (4-Leg)
- Stacks 12 on the floor
- Stacks 6 on the floor with Upholstered seats
- Caster Stacking

## DIMENSIONS

- SLED Overall No Arm: 32.25"H | 21.5"W | 23"D
- SLED Overall With Arm: 32.25"H | 24.25"W | 23"D
- 4-LEG Overall No Arm: 32.25"H | 22.5"W | 23"D
- 4-LEG Overall With Arm: 32.25"H | 24.5"W | 23"D
- Seat: 18"H | 17.25"W | 18"D
- Back: 14.25"H | 18.5"W
- Fully Loaded Dolly: 73.5"H | 26"W | 42"D
- 12 Stacked on the floor: 43"H | 34"D
- Upholstered Seat and Upholstered Seat Pad add 0.75" to seat height
- COM: 0.75 yd.

## NOTES

- 8 more poly and frame colours available with a minimum order quantity of 250 units: Crimson, Sage, Pacific, Cove, Carob, Maize, Autumn, Dune [please see frames and finishes section on the website or contact sales support for more details]
- Ships fully assembled in a box.
- For orders of less than 2, a cartoning surcharge of \$22 net will be incurred per order.
- Ganging glides are factory installed, Armless version only.
- Ganging brackets shipped separately: Requires Installation.
- This product meets the requirements set forth in ANSI/BIFMA X5.1-2011 and is warranted for users up to 350 lbs.
- Dimensions are dependant on options selected. Product can be configured to comply with BIFMA G1-2002 Guidelines.
- Nylon glides for use on carpet, ceramic tile, concrete, vinyl, VCT, rubber.
- Felt covered glides for sled are suitable for use on hardwood, marble.
- Felt covered glides for use on hardwood, marble.

SERIES	11	Tuck	QS	\$
BACK STYLE	0	Midback	•	-
LEG	50	Stackable Sled Base	•	-
	54	4-Leg	•	-
ARM	NA	No Arm	•	-
	WA	With Arm	•	\$52
FRAME FINISH   COLLECTION 1	CM	Chrome	•	-
	PON	Onyx	•	-
	PCT	Cotton	•	-
	PSK	Smoke	•	-
	PHZ	Haze	•	-
	PMI	Midnight	•	-
	PBR	Birch	•	-
	PPO	Pottery	•	-
FRAME FINISH   COLLECTION 2	PCU	Currant [25 unit minimum order quantity]		\$25
	PIN	Indigo [25 unit minimum order quantity]		\$25
	PCI	Citrus [25 unit minimum order quantity]		\$25
	PPI	Pine [25 unit minimum order quantity]		\$25
POLYPROPYLENE	ON	Onyx	•	-
Indicate:	CT	Cotton	•	-
B for Back	CU	Currant	•	-
S for Seat	MI	Midnight	•	-
A for Arm	HZ	Haze	•	-
	SK	Smoke	•	-
	BR	Birch	•	-
	IN	Indigo	•	-
	CI	Citrus	•	-
	PI	Pine	•	-
	PO	Pottery	•	-
OPTIONS	PAD	Upholstered Seat Pad		VAR
	UPH	Fully Upholstered Seat with Poly Back		VAR
	FG	Felt-Covered Glides	•	\$16
OPTIONS (Sled Only)	BB	Storage Tray		\$140
	GG	Ganging Glides [Set of 4, 2 Male, 2 Female; NA Only]	•	\$10
	GB	Ganging Brackets [set of 2]	•	\$10
OPTIONS (4-leg Only)	CA	Carpet Caster		\$48
	TC	Dual Surface Caster		\$55
FREIGHT OPTIONS	FA	Fully Assembled in Carton		-
	BW	Blanket Wrapped - Fully Assembled [25 Unit Minimum]		\$35
FREIGHT REQUIREMENTS	AS	Allseating Standard		-
	FQ	Special Freight Instructions (Call for Quote)		VAR
	GD	Guaranteed Delivery Date and Time (Call for Quote)		VAR

	Dolly-35	Please ensure Dolly has separate model/line item with quantities specified	\$398
--	----------	----------------------------------------------------------------------------	-------

## TO ORDER SIMPLY FILL IN THE BLANKS

11	0				B	S	A				
SERIES	BACK STYLE	LEG	ARM	FRAME FINISH	POLYPROPYLENE BACK	POLYPROPYLENE SEAT	POLYPROPYLENE ARM	OPTIONS	FREIGHT OPTION	FREIGHT REQUIREMENTS	FABRIC CODE
For additional options separate with (-) hyphen. Please refer to allseating.com for fabric codes.											



# TUCK® STOOL

## BASE PRICE | \$548

### 11053-NA

Polypropylene Seat and Back	Grade 1	Grade 2/ COM	Grade 3	Grade 4/ COL	Grade 5	Grade 6	Grade 7	Grade 8	Leather 1	Leather 2	Leather 3
\$548	\$618	\$639	\$653	\$671	\$686	\$714	\$746	\$781	\$858	\$892	\$995

## FEATURES

- Non-marring nylon glide
- Polypropylene seat and back
- Optional upholstered seat or seat pad includes shroud
- Polypropylene armcaps
- Stacks 5 units on the Floor; 4 units with upholstered seat
- Wall-saving designed frame

## DIMENSIONS

- Overall [Counter Stool]: 39.5"H | 23.75"W | 25"D
- Seat [Counter Stool]: 24.75"H | 17.5"W | 19"D
- Overall [Bar Stool]: 45.5"H | 23.75"W | 27.5"D
- Seat [Bar Stool]: 31"H | 17.25"W | 19"D
- Back: 13.75"H | 18.25"W
- Upholstered Seat and Upholstered Seat Pad add 0.75" to seat height
- COM Full: 0.75 yd.

## NOTES

- 8 more poly and frame colours available with a minimum order quantity of 250 units: Crimson, Sage, Pacific, Cove, Carob, Maize, Autumn, Dune [please see frames and finishes section on the website or contact sales support for more details]
- Ships fully assembled in 1-4 units per box.
- For orders of less than 2, a cartoning surcharge of \$22 net will be incurred per order.
- Ganging Glides are factory installed, Armless version only.
- Ganging Brackets shipped separately: Requires Installation.
- This product meets the requirements set forth in ANSI/BIFMA X5.1-2011 and is warranted for users up to 350 lbs.
- Dimensions are dependant on options selected. Product can be configured to comply with BIFMA G1-2002 Guidelines.
- Nylon glides for use on carpet, ceramic tile, concrete, vinyl, VCT, rubber.
- Felt covered glides for use on hardwood, marble.

SERIES	11	Tuck	QS	\$
BACK STYLE	0	Midback		-
LEG	53	Counter Stool		-
	56	Bar Stool		-
	52	4-Leg Counter Stool [NOT ON GSA CONTRACT]		-
	55	4-Leg Bar Stool [NOT ON GSA CONTRACT]		-
ARM	NA	No Arm		-
	WA	With Arm		\$52
FRAME FINISH   COLLECTION 1	CM	Chrome	•	-
	PON	Onyx	•	-
	PCT	Cotton		-
	PSK	Smoke		-
	PHZ	Haze		-
	PMI	Midnight		-
	PBR	Birch		-
	PPO	Pottery		-
FRAME FINISH   COLLECTION 2	PCU	Currant [25 unit minimum order quantity]		\$25
	PIN	Indigo [25 unit minimum order quantity]		\$25
	PCI	Citrus [25 unit minimum order quantity]		\$25
	PPI	Pine [25 unit minimum order quantity]		\$25
POLYPROPYLENE	ON	Onyx	•	-
Indicate:	CT	Cotton	•	-
B for Back	CU	Currant	•	-
S for Seat	MI	Midnight	•	-
A for Arm	HZ	Haze	•	-
	SK	Smoke	•	-
	BR	Birch	•	-
	IN	Indigo	•	-
	CI	Citrus	•	-
	PI	Pine	•	-
	PO	Pottery	•	-
OPTIONS	PAD	Upholstered Seat Pad		VAR
	UPH	Fully Upholstered Seat with Poly Back		VAR
	FG	Felt-Covered Glides		\$16
OPTIONS [SLED ONLY]	GG	Ganging Glides [Set of 4, 2 Male, 2 Female; NA Only]		\$10
	GB	Ganging Brackets [set of 2]		\$10
FREIGHT OPTIONS	FA	Fully Assembled in Carton		-
	BW	Blanket Wrapped - Fully Assembled [25 Unit Minimum]		\$35
FREIGHT REQUIREMENTS	AS	Allseating Standard		-
	FQ	Special Freight Instructions (Call for Quote)		VAR
	GD	Guaranteed Delivery Date and Time (Call for Quote)		VAR

## TO ORDER SIMPLY FILL IN THE BLANKS

11	0				B	S	A			
SERIES	BACK STYLE	LEG	ARM	FRAME FINISH	POLYPROPYLENE BACK	POLYPROPYLENE SEAT	POLYPROPYLENE ARM	OPTIONS	FREIGHT REQUIREMENTS	FABRIC CODE

For additional options separate with (-) hyphen.

Please refer to allseating.com for fabric codes.



# TUCK® FULLY UPHOLSTERED

**BASE PRICE | \$452**  
**13050-NA**

## FEATURES

- Non-marring nylon glide
- Upholstered seat and back
- Seat includes shroud
- Polypropylene armcaps
- Wall-Saving designed frame
- Stacks 15 on a dolly
- Stacks 6 on the floor
- Caster Stacking

## DIMENSIONS

- SLED Overall No Arm:  
32.25"H | 21.5"W | 23"D
- SLED Overall With Arm:  
32.25"H | 24.25"W | 23"D
- 4-LEG Overall No Arm:  
32.25"H | 22.5"W | 23"D
- 4-LEG Overall With Arm:  
32.25"H | 24.5"W | 23"D
- Seat: 18"H | 17.25"W | 18"D
- Back: 14.25"H | 18.5"W
- Fully Loaded Dolly:  
73.5"H | 26"W | 42"D
- 12 Stacked on the floor:  
43"H | 34"D
- COM: 1.25 yd.

## NOTES

- 8 more poly and frame colours available with a minimum order quantity of 250 units: Crimson, Sage, Pacific, Cove, Carob, Maize, Autumn, Dune [please see frames and finishes section on the website or contact sales support for more details]
- Ships fully assembled in a box.
- For orders of less than 2, a cartoning surcharge of \$22 net will be incurred per order.
- Ganging glides are factory installed, Armless version only.
- Ganging brackets shipped separately: Requires Installation.
- This product meets the requirements set forth in ANSI/BIFMA X5.1-2011 and is warranted for users up to 350 lbs.
- Dimensions are dependant on options selected. Product can be configured to comply with BIFMA G1-2002 Guidelines.
- Nylon glides for use on carpet, ceramic tile, concrete, vinyl, VCT, rubber.
- Felt covered glides for sled are suitable for use on hardwood, marble.

Code	Grade 1	Grade 2/ COM	Grade 3	Grade 4/ COL	Grade 5	Grade 6	Grade 7	Grade 8	Leather 1	Leather 2	Leather 3
SEAT	\$226	\$244	\$255	\$270	\$283	\$306	\$332	\$362	\$426	\$454	\$540
BACK	\$226	\$244	\$255	\$270	\$283	\$306	\$332	\$362	\$426	\$454	\$540

SERIES	13	Tuck Upholstered	QS	\$
BACK STYLE	0	Midback	•	-
LEG	50	Stackable Sled Base	•	-
	54	4-Leg	•	-
ARM	NA	No Arm	•	-
	WA	With Arm	•	\$52
FRAME FINISH   COLLECTION 1	CM	Chrome	•	-
	PON	Onyx	•	-
	PCT	Cotton	•	-
	PSK	Smoke	•	-
	PHZ	Haze	•	-
	PMI	Midnight	•	-
	PBR	Birch	•	-
	PPO	Pottery	•	-
FRAME FINISH   COLLECTION 2	PCU	Currant [25 unit minimum order quantity]		\$25
	PIN	Indigo [25 unit minimum order quantity]		\$25
	PCI	Citrus [25 unit minimum order quantity]		\$25
	PPI	Pine [25 unit minimum order quantity]		\$25
POLYPROPYLENE ARM	ON	Onyx	•	-
	CT	Cotton	•	-
	CU	Currant	•	-
	MI	Midnight	•	-
	HZ	Haze	•	-
	SK	Smoke	•	-
	BR	Birch	•	-
	IN	Indigo	•	-
	CI	Citrus	•	-
	PI	Pine	•	-
	PO	Pottery	•	-
OPTIONS	FG	Felt-Covered Glides	•	\$16
OPTIONS (Sled Only)	BB	Storage Tray	•	\$140
	GG	Ganging Glides [Set of 4, 2 Male, 2 Female; NA Only]	•	\$10
	GB	Ganging Brackets [set of 2]	•	\$10
OPTIONS (4-leg only)	CA	Carpet Caster		\$48
	TC	Dual Surface Caster		\$55
FREIGHT OPTIONS	FA	Fully Assembled in Carton	•	-
	BW	Blanket Wrapped - Fully Assembled [25 Unit Minimum]		\$25
FREIGHT REQUIREMENTS	AS	Allseating Standard		-
	FQ	Special Freight Instructions (Call for Quote)		VAR
	Dolly-35	Please ensure Dolly has separate model/line item with quantities specified		\$398

## TO ORDER SIMPLY FILL IN THE BLANKS

13	0				A				
SERIES	BACK STYLE	LEG	ARM	FRAME FINISH	POLYPROPYLENE ARM	OPTIONS For additional options separate with (-) hyphen.	FREIGHT OPTION	FREIGHT REQUIREMENTS	FABRIC CODE Please refer to allseating.com for fabric codes.



# TUCK® STOOL FULLY UPHOLSTERED

DESIGN | TODD YETMAN  
GSA SIN | 33721

## FEATURES

- Standard nylon glide
- Upholstered seat and back
- Seat includes shroud
- Polypropylene armcaps
- Wall-saving designed frame
- Stacks 4 units on the floor

## DIMENSIONS

- Overall Counter Stool:  
39.5"H | 23.75"W | 25"D
- Seat Counter Stool:  
24.75"H | 17.5"W | 19"D
- Overall Bar Stool:  
45.5"H | 23.75"W | 27.5"D
- Seat Bar Stool:  
31"H | 17.5"W | 19"D
- Back: 13.75"H | 18.25"W
- COM Full: 1.25 yd.

## NOTES

- 8 more poly and frame colours available with a minimum order quantity of 250 units: Crimson, Sage, Pacific, Cove, Carob, Maize, Autumn, Dune [please see frames and finishes section on the website or contact sales support for more details]
- Ships fully assembled in a box.
- For orders of less than 2, a cartoning surcharge of \$22 net will be incurred per order.
- Ganging Glides are factory installed, Armless version only.
- Ganging Brackets shipped separately: Requires Installation.
- This product meets the requirements set forth in ANSI/BIFMA X5.1-2011 and is warranted for users up to 350 lbs.
- Dimensions are dependant on options selected. Product can be configured to comply with BIFMA G1-2002 Guidelines.
- Ships 1-4 units per Box.
- Nylon glides for use on carpet, ceramic tile, concrete, vinyl, VCT, rubber.
- Felt covered glides for use on hardwood, marble.

## BASE PRICE | \$705

13053-NA

Code	Grade 1	Grade 2/ COM	Grade 3	Grade 4/ COL	Grade 5	Grade 6	Grade 7	Grade 8	Leather 1	Leather 2	Leather 3
SEAT	\$352	\$370	\$381	\$396	\$409	\$432	\$458	\$488	\$552	\$580	\$666
BACK	\$353	\$371	\$382	\$397	\$410	\$433	\$459	\$489	\$553	\$581	\$667

SERIES	13	Tuck Upholstered	72HR	\$
BACK STYLE	0	Midback		-
LEG	53	Counter Stool		-
	56	Bar Stool		-
	52	4-Leg Counter Stool [NOT ON GSA CONTRACT]		-
	55	4-Leg Bar Stool [NOT ON GSA CONTRACT]		-
ARM	NA	No Arm		-
	WA	With Arm		\$52
FRAME FINISH   COLLECTION 1	CM	Chrome	•	-
	PON	Onyx	•	-
	PCT	Cotton		-
	PSK	Smoke		-
	PHZ	Haze		-
	PMI	Midnight		-
	PBR	Birch		-
	PPO	Pottery		-
FRAME FINISH   COLLECTION 2	PCU	Currant [25 unit minimum order quantity]		\$25
	PIN	Indigo [25 unit minimum order quantity]		\$25
	PCI	Citrus [25 unit minimum order quantity]		\$25
	PPI	Pine [25 unit minimum order quantity]		\$25
POLYPROPYLENE ARM	ON	Onyx	•	-
	CT	Cotton	•	-
	CU	Currant	•	-
	MI	Midnight	•	-
	HZ	Haze	•	-
	SK	Smoke	•	-
	BR	Birch	•	-
	IN	Indigo	•	-
	CI	Citrus	•	-
	PI	Pine	•	-
	PO	Pottery	•	-
OPTIONS	FG	Felt-Covered Glides		\$16
OPTIONS [SLED ONLY]	GG	Ganging Glides [Set of 4, 2 Male, 2 Female; NA Only]		\$10
	GB	Ganging Brackets [set of 2]		\$10
FREIGHT OPTIONS	FA	Fully Assembled in Carton		-
	BW	Blanket Wrapped - Fully Assembled [25 Unit Minimum]		\$25
FREIGHT REQUIREMENTS	AS	Allseating Standard		-
	FQ	Special Freight Instructions (Call for Quote)		VAR
	GD	Guaranteed Delivery Date and Time (Call for Quote)		VAR

## TO ORDER SIMPLY FILL IN THE BLANKS

13	0				A				
SERIES	BACK STYLE	LEG	ARM	FRAME FINISH	POLYPROPYLENE ARM	OPTIONS For additional options separate with (-) hyphen.	FREIGHT OPTION	FREIGHT REQUIREMENTS	FABRIC CODE Please refer to allseating.com for fabric codes.





# TUCK® COLLABORATIVE

DESIGN | TODD YETMAN

GSA SIN | 33721

## BASE PRICE | \$488

11051-NA

Polypropylene Seat and Back	Grade 1	Grade 2/ COM	Grade 3	Grade 4/ COL	Grade 5	Grade 6	Grade 7	Grade 8	Leather 1	Leather 2	Leather 3
\$488	\$558	\$579	\$593	\$611	\$626	\$654	\$686	\$721	\$798	\$832	\$935

### FEATURES

- Polypropylene seat and back
- Polypropylene arms
- Sit to counter includes adjustable footring

### DIMENSIONS

- Overall: 30.25"-34.75"H | 28"W | 28"D
- Seat: 16.25" - 20.5"H | 19.25"W | 17.5"D
- Back: 13.75"H | 18.25"W
- Upholstered Seat and Upholstered Seat Pad add 0.75" to seat height
- COM: 0.75 yds.

### NOTES

- 8 more poly and frame colours available with a minimum order quantity of 250 units: Crimson, Sage, Pacific, Cove, Carob, Maize, Autumn, Dune [please see frames and finishes section on the website or contact sales support for more details]
- This product meets the requirements set forth in ANSI/ BIFMA X5.1-2011 and is warranted for users up to 350lbs.
- For BW and FA Freight Options, minimum quantities apply, please check with Sales Support for details.
- Dimensions are dependant on options selected. Product can be configurd to comply with BIFMA G1-2002 Guidelines.

SERIES	11	Tuck	QS	\$
BACK STYLE	0	Midback		-
LEG	51	Basic Swivel		-
	57	Swivel Tilt		\$52
ARM	NA	No Arm		-
	WA	With Arm		\$52
FRAME FINISH   COLLECTION 1	CM	Chrome		-
	PON	Onyx		-
	PCT	Cotton		-
	PSK	Smoke		-
	PHZ	Haze		-
	PMI	Midnight		-
	PBR	Birch		-
	PPO	Pottery		-
FRAME FINISH   COLLECTION 2 [25 unit minimum order quantity]	PCU	Currant [25 unit minimum order quantity]		\$26
	PIN	Indigo [25 unit minimum order quantity]		\$26
	PCI	Citrus [25 unit minimum order quantity]		\$26
	PPI	Pine [25 unit minimum order quantity]		\$26
POLYPROPYLENE Indicate: B for Back S for Seat A for Arm	ON	Onyx		-
	CT	Cotton		-
	CU	Currant		-
	MI	Midnight		-
	HZ	Haze		-
	SK	Smoke		-
	BR	Birch		-
	IN	Indigo		-
	CI	Citrus		-
	PI	Pine		-
	PO	Pottery		-
OPTIONS	PAD	Upholstered Seat Pad		VAR
	UPH	Fully Upholstered Seat with Poly Back		VAR
	LH	65mm (2.5") Dual Surface Casters		\$32
	BKB	Black Nylon Base		-
	SKB	Smoke Nylon Base		\$35
	HAB	High Profile Aluminum Base		\$65
	SC	Sit to Counter		\$138
FREIGHT OPTIONS	KD	Knocked Down		-
	BW	Blanket Wrapped - Fully Assembled [25 Unit Minimum]		\$75
FREIGHT REQUIREMENTS	AS	Allseating Standard		-
	FQ	Special Freight Instructions (Call for Quote)		VAR
	GD	Guaranteed Delivery Date and Time (Call for Quote)		VAR

### TO ORDER SIMPLY FILL IN THE BLANKS

11	0	51			B	S	A					
SERIES	BACK STYLE	LEG	ARM	FRAME FINISH	POLYPROPYLENE BACK	POLYPROPYLENE SEAT	POLYPROPYLENE ARM	OPTIONS For additional options separate with (-) hyphen.	FREIGHT OPTION	FREIGHT REQUIRE- MENTS	FABRIC CODE Please refer to allseating.com for fabric codes.	



# TUCK® UPHOLSTERED COLLABORATIVE

DESIGN | TODD YETMAN

GSA SIN | 33721

## BASE PRICE | \$638

13051-NA

Code	Grade 1	Grade 2/ COM	Grade 3	Grade 4/ COL	Grade 5	Grade 6	Grade 7	Grade 8	Leather 1	Leather 2	Leather 3
SEAT	\$319	\$337	\$348	\$363	\$376	\$399	\$425	\$455	\$519	\$547	\$633
BACK	\$319	\$337	\$348	\$363	\$376	\$399	\$425	\$455	\$519	\$547	\$633

### FEATURES

- Upholstered seat and back
- Polypropylene arms
- Sit to counter includes adjustable footring

### DIMENSIONS

- Overall: 32.75"H | 26.5"W | 26.5"D
- Seat: 16- 20.5"H | 17.25"W | 18"D
- Back: 16"H | 17.5"W
- COM: 1.25 yd.

### NOTES

- 8 more poly and frame colours available with a minimum order quantity of 250 units: Crimson, Sage, Pacific, Cove, Carob, Maize, Autumn, Dune [please see frames and finishes section on the website or contact sales support for more details]
- This product meets the requirements set forth in ANSI/BIFMA X5.1-2011 and is warranted for users up to 350lbs.
- For BW and FA Freight Options, minimum quantities apply, please check with Sales Support for details.
- Dimensions are dependant on options selected. Product can be configurd to comply with BIFMA G1-2002 Guidelines.

SERIES	13	Tuck Upholstered	QS	\$
BACK STYLE	0	Midback		-
LEG	51	Basic Swivel		-
	57	Swivel Tilt		\$52
ARM	NA	No Arm		-
	WA	With Arm		\$52
FRAME FINISH   COLLECTION 1	CM	Chrome		-
	PON	Onyx		-
	PCT	Cotton		-
	PSK	Smoke		-
	PHZ	Haze		-
	PMI	Midnight		-
	PBR	Birch		-
	PPO	Pottery		-
FRAME FINISH   COLLECTION 2 [25 unit minimum order quantity]	PCU	Currant [25 unit minimum order quantity]		\$26
	PIN	Indigo [25 unit minimum order quantity]		\$26
	PCI	Citrus [25 unit minimum order quantity]		\$26
	PPI	Pine [25 unit minimum order quantity]		\$26
POLYPROPYLENE ARM	ON	Onyx		-
	CT	Cotton		-
	CU	Currant		-
	MI	Midnight		-
	HZ	Haze		-
	SK	Smoke		-
	BR	Birch		-
	IN	Indigo		-
	CI	Citrus		-
	PI	Pine		-
	PO	Pottery		-
OPTIONS	LH	65mm (2.5") Dual Surface Casters		\$32
	BKB	Black Nylon Base		-
	SKB	Smoke Nylon Base		\$35
	HAB	High Profile Aluminum Base		\$65
	SC	Sit to Counter		\$138
FREIGHT OPTIONS	KD	Knocked Down		-
	BW	Blanket Wrapped - Fully Assembled [25 Unit Minimum]		\$75
FREIGHT REQUIREMENTS	AS	Allseating Standard		-
	FQ	Special Freight Instructions (Call for Quote)		VAR
	GD	Guaranteed Delivery Date and Time (Call for Quote)		VAR

### TO ORDER SIMPLY FILL IN THE BLANKS

13	0	51							
SERIES	BACK STYLE	LEG	ARM	FRAME FINISH	POLYPROPYLENE ARM	OPTIONS	FREIGHT OPTION	FREIGHT REQUIREMENTS	FABRIC CODE

For additional options separate with (-) hyphen.

Please refer to allseating.com for fabric codes.



# TUCK® COLLABORATIVE STOOL

DESIGN | TODD YETMAN

GSA SIN | 33721

## BASE PRICE | \$623

11051-NA-8

Polypropylene Seat and Back	Grade 1	Grade 2/ COM	Grade 3	Grade 4/ COL	Grade 5	Grade 6	Grade 7	Grade 8	Leather 1	Leather 2	Leather 3
\$623	\$693	\$714	\$728	\$746	\$761	\$789	\$821	\$856	\$933	\$967	\$1,070

### FEATURES

- Polypropylene seat and back
- Polypropylene arms
- Includes an adjustable footring

### DIMENSIONS

- Overall 8": 34.25"-41.75"H | 28"W | 28"D
- Seat 8": 20.25"-27.5"H | 17.5"W | 19.25"D
- Overall 10": 34.75"-45.75"H | 27"W | 27"D
- Seat 10": 20.25"-30.25"H | 17.5"W | 19.25"D
- Back: 13.75"H | 18.25"W
- COM: 0.75 yds.

### NOTES

- 8 more poly and frame colours available with a minimum order quantity of 250 units: Crimson, Sage, Pacific, Cove, Carob, Maize, Autumn, Dune [please see frames and finishes section on the website or contact sales support for more details]
- This product meets the requirements set forth in ANSI/ BIFMA X5.1-2011 and is warranted for users up to 350lbs.
- Ships knocked down. For BW Freight Option, 25 unit minimum quantities apply. Please check with Sales Support for details.
- Dimensions are dependant on options selected. Product can be configured to comply with BIFMA G1-2002 Guidelines.

SERIES	11	Tuck	QS	\$
BACK STYLE	0	Midback		-
LEG	51	Basic Swivel		-
ARM	NA	No Arm		-
	WA	With Arm		\$52
STOOL OPTION	8	8" Stool Package		-
	10	10" Stool Package		\$36
FRAME FINISH   COLLECTION 1	CM	Chrome		-
	PON	Onyx		-
	PCT	Cotton		-
	PSK	Smoke		-
	PHZ	Haze		-
	PMI	Midnight		-
	PBR	Birch		-
	PPO	Pottery		-
FRAME FINISH   COLLECTION 2 [25 unit minimum order quantity]	PCU	Currant [25 unit minimum order quantity]		\$26
	PIN	Indigo [25 unit minimum order quantity]		\$26
	PCI	Citrus [25 unit minimum order quantity]		\$26
	PPI	Pine [25 unit minimum order quantity]		\$26
POLYPROPYLENE	ON	Onyx		-
Indicate:	CT	Cotton		-
B for Back	CU	Currant		-
S for Seat	MI	Midnight		-
A for Arm	HZ	Haze		-
	SK	Smoke		-
	BR	Birch		-
	IN	Indigo		-
	CI	Citrus		-
	PI	Pine		-
	PO	Pottery		-
OPTIONS	PAD	Upholstered Seat Pad		VAR
	UPH	Fully Upholstered Seat with Poly Back		VAR
	H	Dual Surface Casters [10" Stool Only]		\$30
	LH	Dual Surface Casters [8" Stool Only]		\$32
	G	Glides [10" Stool Only]		\$30
	BKB	Black Nylon Base		-
	SKB	Smoke Nylon Base		\$35
	AB	Aluminum Base		\$65
FREIGHT OPTIONS	KD	Knocked Down		-
	BW	Blanket Wrapped - Fully Assembled [25 Unit Minimum]		\$75
FREIGHT REQUIREMENTS	AS	Allseating Standard		-
	FQ	Special Freight Instructions (Call for Quote)		VAR
	GD	Guaranteed Delivery Date and Time (Call for Quote)		VAR

### TO ORDER SIMPLY FILL IN THE BLANKS

11	0	51				B	S	A				
SERIES	BACK STYLE	LEG	ARM	STOOL	FRAME FINISH	POLYPROPYLENE BACK	POLYPROPYLENE SEAT	POLYPROPYLENE ARM	OPTIONS	FREIGHT OPTION	FREIGHT REQUIREMENTS	FABRIC CODE
For additional options separate with ( ) hyphen.												
Please refer to allseating.com for fabric codes.												



# TUCK® UPHOLSTERED COLLAB. STOOL

DESIGN | TODD YETMAN

GSA SIN | 33721

## FEATURES

- Upholstered seat and back
- Polypropylene arms
- Optional upholstered seat or seat pad includes shroud
- Includes adjustable footing

## DIMENSIONS

- Overall 8": 34.25"-41.75"H | 28"W | 28"D
- Seat 8": 20.25"-27.5"H | 17.5"W | 19.25"D
- Overall 10": 34.75"-45.75"H | 27"W | 27"D
- Seat 10": 20.25"-30.25"H | 17.5"W | 19.25"D
- Back: 13.75"H | 18.25"W
- Upholstered Seat and Upholstered Seat Pad add 0.75" to seat height
- COM: 0.75 yds.

## NOTES

- 8 more poly and frame colours available with a minimum order quantity of 250 units: Crimson, Sage, Pacific, Cove, Carob, Maize, Autumn, Dune [please see frames and finishes section on the website or contact sales support for more details]
- This product meets the requirements set forth in ANSI/BIFMA X5.1-2011 and is warranted for users up to 325lbs.
- Ships knocked down. For BW and FA Freight Options, minimum quantities apply, please check with Sales Support for details.
- Dimensions are dependant on options selected. Product can be configurd to comply with BIFMA G1-2002 Guidelines.

## BASE PRICE | \$758

13051-NA-8

Code	Grade 1	Grade 2/COM	Grade 3	Grade 4/COL	Grade 5	Grade 6	Grade 7	Grade 8	Leather 1	Leather 2	Leather 3
SEAT	\$379	\$397	\$408	\$423	\$436	\$459	\$485	\$515	\$579	\$607	\$693
BACK	\$379	\$397	\$408	\$423	\$436	\$459	\$485	\$515	\$579	\$607	\$693

SERIES	13	Tuck Upholstered	QS	\$
BACK STYLE	0	Midback		-
LEG	51	Basic Swivel		-
ARM	NA	No Arm		-
	WA	With Arm		\$52
STOOL OPTION	8	8" Stool Package		-
	10	10" Stool Package		\$36
FRAME FINISH   COLLECTION 1	CM	Chrome		-
	PON	Onyx		-
	PCT	Cotton		-
	PSK	Smoke		-
	PHZ	Haze		-
	PMI	Midnight		-
	PBR	Birch		-
	PPO	Pottery		-
FRAME FINISH   COLLECTION 2 [25 unit minimum order quantity]	PCU	Currant [25 unit minimum order quantity]		\$26
	PIN	Indigo [25 unit minimum order quantity]		\$26
	PCI	Citrus [25 unit minimum order quantity]		\$26
	PPI	Pine [25 unit minimum order quantity]		\$26
POLYPROPYLENE ARM	ON	Onyx		-
	CT	Cotton		-
	CU	Currant		-
	MI	Midnight		-
	HZ	Haze		-
	SK	Smoke		-
	BR	Birch		-
	IN	Indigo		-
	CI	Citrus		-
	PI	Pine		-
	PO	Pottery		-
OPTIONS	H	Dual Surface Casters [10" Stool Only]		\$30
	LH	Dual Surface Casters [8" Stool Only]		\$32
	G	Glides [10" Stool Only]		\$30
	BKB	Black Nylon Base		-
	SKB	Smoke Nylon Base		\$35
	AB	Aluminum Base		\$65
FREIGHT OPTIONS	KD	Knocked Down		-
	BW	Blanket Wrapped - Fully Assembled [25 Unit Minimum]		\$75
FREIGHT REQUIREMENTS	AS	Allseating Standard		-
	FQ	Special Freight Instructions (Call for Quote)		VAR
	GD	Guaranteed Delivery Date and Time (Call for Quote)		VAR

## TO ORDER SIMPLY FILL IN THE BLANKS

13	0	51				A				
SERIES	BACK STYLE	LEG	ARM	STOOL	FRAME FINISH	POLYPROPYLENE ARM	OPTIONS For additional options separate with (-) hyphen.	FREIGHT OPTION	FREIGHT REQUIREMENTS	FABRIC CODE Please refer to allseating.com for fabric codes.



# TUCK® NESTER

DESIGN | TODD YETMAN

GSA SIN | 33721

## BASE PRICE | \$600

11058-NA

Polypropylene Seat and Back	Grade 1	Grade 2/ COM	Grade 3	Grade 4/ COL	Grade 5	Grade 6	Grade 7	Grade 8	Leather 1	Leather 2	Leather 3
\$600	\$670	\$691	\$705	\$723	\$738	\$766	\$798	\$833	\$910	\$944	\$1,047

### FEATURES

- Standard carpet caster with optional hard surface caster
- Polypropylene seat, back and arm caps
- Optional upholstered seat
- Fully upholstered version with 13 series
- Wall-saving designed frame
- Bumpers on frame tighten nesting for ease of transport
- Shroud matches seat selection.
- Upholstered seat requires Seat poly selection to determine shroud color.

### DIMENSIONS

- Overall: 32.5"H | 23"W | 22.5"D
- Seat: 18.5"H | 17"D | 17.75"W
- Back: 13.75"H | 18.25"W

### NESTING DEPTH:

- Poly: 21.5"D + 6.5"/chair added
- Upholstered Seat and Upholstered Seat Pad add 0.75" to seat height
- COM Seat: 0.75yds

### NOTES

- Ships fully assembled in a box. For BW Freight Option, 25 unit minimum quantities apply. Please check with Sales Support for details.
- For orders of less than 2, a cartoning surcharge of \$22 net will be incurred per order.
- This product meets the requirements set forth in ANSI/ BIFMA X5.1-2011 and is warranted for users up to 350 lbs.

SERIES	11	Tuck	QS	\$
BACK STYLE	0	Midback		-
LEG	58	Nester		-
ARM	NA	No Arm		-
	WA	With Arm		\$52
FRAME FINISH   COLLECTION 1	CM	Chrome		-
	PON	Onyx		-
	PCT	Cotton		-
	PSK	Smoke		-
POLYPROPYLENE	ON	Onyx		-
Indicate: B for Back	SK	Smoke		-
S for Seat, A for Arm	CT	Cotton		-
OPTIONS	UPH	Fully Upholstered Seat with Poly Back		VAR
	TC	Dual Surface Caster		\$55
FREIGHT OPTIONS	FA	Fully Assembled in Carton [25 Unit Minimum]		-
	BW	Blanket Wrapped - Fully Assembled [25 Unit Minimum]		\$35
FREIGHT REQUIREMENTS	AS	Allseating Standard		-
	FQ	Special Freight Instructions (Call for Quote)		VAR
	GD	Guaranteed Delivery Date and Time (Call for Quote)		VAR

### TO ORDER SIMPLY FILL IN THE BLANKS

11	0	58				B	S	A				
SERIES	BACK STYLE	LEG	ARM	STOOL	FRAME FINISH	POLYPROPYLENE BACK	POLYPROPYLENE SEAT	POLYPROPYLENE ARM	OPTIONS	FREIGHT OPTION	FREIGHT REQUIREMENTS	FABRIC CODE
									For additional options separate with ( ) hyphen.			Please refer to allseating.com for fabric codes.



# TUCK® NESTER FULLY UPHOLSTERED

DESIGN | TODD YETMAN

GSA SIN | 33721

## BASE PRICE | \$735

13058-NA

Code	Grade 1	Grade 2/ COM	Grade 3	Grade 4/ COL	Grade 5	Grade 6	Grade 7	Grade 8	Leather 1	Leather 2	Leather 3
SEAT	\$367	\$385	\$396	\$411	\$424	\$447	\$473	\$503	\$567	\$595	\$681
BACK	\$368	\$386	\$397	\$412	\$425	\$448	\$474	\$504	\$568	\$596	\$682

### FEATURES

- Standard carpet caster with optional hard surface caster
- Upholstered seat and back with poly arm caps
- Wall-saving designed frame
- Bumpers on frame tighten nesting for ease of transport
- Seat color selection required to determine shroud color.

### DIMENSIONS

- Overall: 32.5"H | 23"W | 22.5"D
- Seat: 18.5"H | 17"W | 17.5"D
- Back: 13.75"W | 18.75"H

### NESTING DEPTH:

- Poly: 21.5"D + 6.5"/chair added
- COM: 1.25yds

SERIES	13	Tuck Fully Upholstered	QS	\$
BACK STYLE	0	Midback		-
LEG	58	Nester		-
ARM	NA	No Arm		-
	WA	With Arm		\$52
FRAME FINISH   COLLECTION 1	CM	Chrome		-
	PON	Onyx		-
	PCT	Cotton		-
	PSK	Smoke		-
POLYPROPYLENE	ON	Onyx		-
Indicate: A for arm, S for seat	SK	Smoke		-
	CT	Cotton		-
OPTIONS	TC	Dual Surface Caster		\$55
FREIGHT OPTIONS	FA	Fully Assembled in Carton [25 Unit Minimum]		-
	BW	Blanket Wrapped - Fully Assembled [25 Unit Minimum]		\$35
FREIGHT REQUIREMENTS	AS	Allseating Standard		-
	FQ	Special Freight Instructions (Call for Quote)		VAR
	GD	Guaranteed Delivery Date and Time (Call for Quote)		VAR

### NOTES

- Ships fully assembled in a box. For BW Freight Option, 25 unit minimum quantities apply. Please check with Sales Support for details.
- For orders of less than 2, a cartoning surcharge of \$22 net will be incurred per order.
- This product meets the requirements set forth in ANSI/BIFMA X5.1-2011 and is warranted for users up to 350 lbs.

### TO ORDER SIMPLY FILL IN THE BLANKS

13	0	58				S	A				
SERIES	BACK STYLE	LEG	ARM	STOOL	FRAME FINISH	POLYPROPYLENE SEAT	POLYPROPYLENE ARM	OPTIONS	FREIGHT OPTION	FREIGHT REQUIREMENTS	FABRIC CODE
								For additional options separate with (-) hyphen.			Please refer to allseating.com for fabric codes.



# WATSON CLUB CHAIR

DESIGN | TODD YETMAN  
OPEN MARKET

## BASE PRICE | \$2,400 W2010

Code	Grade 1	Grade 2/ COM	Grade 3	Grade 4/ COL	Grade 5	Grade 6	Grade 7	Grade 8	Leather 1	Leather 2	Leather 3
Inner [Seat, Arms, and Back]	\$1,200	\$1,298	\$1,361	\$1,445	\$1,519	\$1,648	\$1,795	\$1,960	\$2,318	\$2,478	\$2,957
Outer [Seat and Arms]	\$1,200	\$1,298	\$1,361	\$1,445	\$1,519	\$1,648	\$1,795	\$1,960	\$2,318	\$2,478	\$2,957

### FEATURES

- 5" high solid Canadian birch legs in 3 finishes: light, medium, and dark
- Multi-density molded foam coupled with webbing provides comfort, durability, and longevity
- Dual upholstery available for inner and outer portions
- Seam detailing for tailored exterior look

SERIES	W2	Watson	QS	\$
BACK STYLE	0	Midback		-
LEG	10	Club Chair		-
LEG FINISH	LT	Light Birch		-
	MD	Medium Birch		-
	DK	Dark Birch		-
FREIGHT OPTIONS	PA	Partially Assembled		\$75
FREIGHT REQUIREMENTS	AS	Allseating Standard		-
	FQ	Special Freight Instructions [Call for Quote]		VAR
	GD	Guaranteed Delivery Date and Time [Call for Quote]		VAR

### DIMENSIONS

- Overall: 28.5"H | 83.8"W | 34.2"D
- Seat: 15.5"H | 21.3"D
- Leg Height: 5"
- COM Inner Back and Arms: 3.5 yards
- COM Outer Cover: 3.5 yards
- COM Full: 7 yards

### NOTES

- Ships partially assembled [legs off]
- This product meets the requirements set forth in ANSI/BIFMA HCF8.1

### TO ORDER SIMPLY FILL IN THE BLANKS

W2	0	10				
SERIES	BACK STYLE	LEG	LEG FINISH	OPTIONS For additional options separate with (-) hyphen.	FREIGHT REQUIRE- MENTS	FABRIC CODE Please refer to allseating.com for fabric codes.



# WATSON LOVESEAT



DESIGN | TODD YETMAN  
OPEN MARKET

## BASE PRICE | \$3,850

W2020

Code	Grade 1	Grade 2/ COM	Grade 3	Grade 4/ COL	Grade 5	Grade 6	Grade 7	Grade 8	Leather 1	Leather 2	Leather 3
Inner [Seat, Arms, and Back]	\$1,925	\$2,058	\$2,144	\$2,258	\$2,357	\$2,533	\$2,733	\$2,956	\$3,443	\$3,659	\$4,310
Outer [Seat and Arms]	\$1,925	\$2,058	\$2,144	\$2,258	\$2,357	\$2,533	\$2,733	\$2,956	\$3,443	\$3,659	\$4,310

### FEATURES

- 5" high solid Canadian birch legs in 3 finishes: light, medium, and dark
- Multi-density molded foam coupled with webbing provides comfort, durability, and longevity
- Dual upholstery available for inner and outer portions
- Seam detailing for tailored exterior look

SERIES	W2	Watson	QS	\$
BACK STYLE	0	Midback		-
LEG	20	Loveseat		-
LEG FINISH	LT	Light Birch		-
	MD	Medium Birch		-
	DK	Dark Birch		-
FREIGHT OPTIONS	PA	Partially Assembled		\$150
FREIGHT REQUIREMENTS	AS	Allseating Standard		-
	FQ	Special Freight Instructions [Call for Quote]		VAR
	GD	Guaranteed Delivery Date and Time [Call for Quote]		VAR

### DIMENSIONS

- Overall: 28.5"H | 59.3"W | 34.2"D
- Seat: 15.5"H | 21.3"D
- Leg Height: 5"
- COM Inner Back and Arms: 4.75 yards
- COM Outer Cover: 4.75 yards
- COM Full: 9.5 yards

### NOTES


- Ships partially assembled [legs off]
- This product meets the requirements set forth in ANSI/BIFMA HCF8.1

### TO ORDER SIMPLY FILL IN THE BLANKS

<b>W2</b>	<b>0</b>	<b>20</b>				
<b>SERIES</b>	<b>BACK STYLE</b>	<b>LEG</b>	<b>LEG FINISH</b>	<b>OPTIONS</b> For additional options separate with (-) hyphen.	<b>FREIGHT REQUIREMENTS</b>	<b>FABRIC CODE</b> Please refer to allseating.com for fabric codes.

# WATSON SOFA

DESIGN | TODD YETMAN  
OPEN MARKET



### FEATURES

- 5" high solid Canadian birch legs in 3 finishes: light, medium, and dark
- Multi-density molded foam coupled with webbing provides comfort, durability, and longevity
- Dual upholstery available for inner and outer portions
- Seam detailing for tailored exterior look

## BASE PRICE | \$5,750

W2030

Code	Grade 1	Grade 2/ COM	Grade 3	Grade 4/ COL	Grade 5	Grade 6	Grade 7	Grade 8	Leather 1	Leather 2	Leather 3
Inner [Seat, Arms, and Back]	\$2,875	\$3,043	\$3,151	\$3,295	\$3,421	\$3,643	\$3,895	\$4,177	\$4,792	\$5,065	\$5,887
Outer [Seat and Arms]	\$2,875	\$3,043	\$3,151	\$3,295	\$3,421	\$3,643	\$3,895	\$4,177	\$4,792	\$5,065	\$5,887

SERIES	W2	Watson	QS	\$
BACK STYLE	0	Midback		-
LEG	30	Sofa		-
LEG FINISH	LT	Light Birch		-
	MD	Medium Birch		-
	DK	Dark Birch		-
FREIGHT OPTIONS	PA	Partially Assembled		\$225
FREIGHT REQUIREMENTS	AS	Allseating Standard		-
	FQ	Special Freight Instructions [Call for Quote]		VAR
	GD	Guaranteed Delivery Date and Time [Call for Quote]		VAR

### DIMENSIONS

- Overall: 28.5"H | 83.8"W | 34.2"D
- Seat: 15.5"H | 21.3"D
- Leg Height: 5"
- COM Inner Back and Arms: 6 yards
- COM Outer Cover: 6 yards
- COM Full: 12 yards

### NOTES

- Ships partially assembled [legs off]
- This product meets the requirements set forth in ANSI/BIFMA HCF8.1

### TO ORDER SIMPLY FILL IN THE BLANKS

W2	0	30				
SERIES	BACK STYLE	LEG	LEG FINISH	OPTIONS For additional options separate with (-) hyphen.	FREIGHT REQUIRE- MENTS	FABRIC CODE Please refer to allseating.com for fabric codes.

# WATSON BENCH

DESIGN | TODD YETMAN  
OPEN MARKET



FEATURES

- 5" high solid Canadian birch legs in 3 finishes: light, medium, and dark
- Multi-density molded foam coupled with webbing provides comfort, durability, and longevity
- Dual upholstery available for inner and outer portions
- Seam detailing for tailored exterior look

BASE PRICE | \$2,850  
W2X42

Code	Grade 1	Grade 2/ COM	Grade 3	Grade 4/ COL	Grade 5	Grade 6	Grade 7	Grade 8	Leather 1	Leather 2	Leather 3
Upper	\$1,710	\$1,822	\$1,894	\$1,990	\$2,074	\$2,222	\$2,390	\$2,578	\$2,988	\$3,170	\$3,718
Lower	\$1,140	\$1,203	\$1,244	\$1,298	\$1,345	\$1,428	\$1,523	\$1,628	\$1,859	\$1,961	\$2,270

SERIES	W2	Watson	QS	\$
BACK STYLE	X	No Back		-
LEG	42	Double Bench		-
LEG FINISH	LT	Light Birch		-
	MD	Medium Birch		-
	DK	Dark Birch		-
FREIGHT OPTIONS	PA	Partially Assembled		\$150
FREIGHT REQUIREMENTS	AS	Allseating Standard		-
	FQ	Special Freight Instructions [Call for Quote]		VAR
	GD	Guaranteed Delivery Date and Time [Call for Quote]		VAR

DIMENSIONS

- Overall: 15.5"H | 61.8"W | 23.8"D
- Seat: 15.5"H | 23.8"D
- Leg Height: 8"
- COM Upper: 4 yards
- COM Lower: 2.25 yards
- COM Full: 6.25 yards

NOTES

- Ships partially assembled [legs off]
- This product meets the requirements set forth in ANSI/BIFMA HCF8.1

TO ORDER SIMPLY FILL IN THE BLANKS

W2

X

42

SERIES

BACK  
STYLE

LEG

LEG  
FINISH

OPTIONS  
For additional options  
separate with (-) hyphen.

FREIGHT  
REQUIRE-  
MENTS

FABRIC CODE  
Please refer to allseating.com for  
fabric codes.



# YOU<sup>®</sup> MIDBACK

DESIGN | ALLSEATING  
GSA SIN | 33721

## FEATURES

- Nylon or Aluminum frame in Black, Smoke, or Birch
- 3.5" cylinder
- Molded seat foam
- Innovative back suspension with standard back height adjustment
- Lumbar dial and back height support of 3.54"
- Arm features and travel specifications on page 16
- 24/7 Warranty offered with Synchro Tilt [40] or Deluxe Synchro Tilt [12] only and includes T2 arms and/or seat slider.
- YCA Conference Arm is standard polished aluminum.
- Sit to counter includes height adjustable foot ring

## DIMENSIONS

### Midback:

- Overall [Synchro Tilt]: 39.5" - 43"H | 28"W | 28"D
- Overall: [Deluxe Synchro Tilt]: 45"-48.5"H | 28"W | 28"D
- Overall [Dynamic Synchro Tilt]: 39"-42.5"H | 28" W | 28"D
- Seat [Synchro Tilt]: 16.25"-19.75"H | 20.25"W | 18.5"D
- Seat [Deluxe Synchro Tilt]: 17.5"-21"H | 20.25"W | 18.5"D
- Seat [Dynamic Synchro Tilt]: 15.75"-19.25"H | 20.25"W | 18.5"D
- COM: 0.75yds.

## NOTES

- Ships knocked down.
- For BW and FA freight options, minimum quantities apply, please check with Sales Support for details.
- Tension is adjustable on OHC and OHH casters to accommodate various surfaces
- All other features are dependant on the control specified. Please refer to Control Choice on Page 8 for full description of available features.
- This product meets the requirements set forth in ANSI-BIFMA X5.1-2011 and is warranted for users up to 350 lbs.
- Dimensions are dependant on options selected. Product can be configured to comply with BIFMA G1-2002 Guidelines.
- LS and HS option not available when HAB, OHC, OHH are selected. Composite base and matching casters will be substituted when LS or HS selected.
- For mesh model code see page 22

## BASE PRICE | \$910

85040-NA

Code	Grade 1	Grade 2/ COM	Grade 3	Grade 4/ COL	Grade 5	Grade 6	Grade 7	Grade 8	Leather 1	Leather 2	Leather 3
85040	\$910	\$931	\$945	\$963	\$978	\$1,006	\$1,038	\$1,073	\$1,150	\$1,184	\$1,287
84012	\$1,160	\$1,181	\$1,195	\$1,213	\$1,228	\$1,256	\$1,288	\$1,323	\$1,400	\$1,434	\$1,537

SERIES	85	You Nylon [You Too]	QS	\$
BACK STYLE	84	You Aluminum [Includes BHA]	•	-
CONTROL	0	Midback	•	-
	40	Synchro Tilt [85 Series - Nylon Only]	•	-
	46	Dynamic Synchro Tilt [Includes Seat Slider   85 Series Only]	•	\$85
	80	Deluxe Tilt J-Bar [Includes SS and BHA   85 Series Only]	•	\$148
	12	Deluxe Synchro Tilt [Includes BHA - Available with 84 Series Only]	•	-
ARM	NA	No Arm	•	-
	T2	Task 2 Arm	•	\$115
	4D	4 Dimensional Arm	•	\$130
	MF	Multi-Functional Arm [Adjustable Width Not Included]	•	\$158
	YCA	Conference Arm [AW not applicable. Not available w/Mesh Seat]	•	\$225
	T7	Ergonomic Task Arm [AWK included]	•	\$295
FRAME FINISH [85 Series Only]	BKN	Black Nylon	•	-
	SKN	Smoke Nylon	•	\$48
	BRN	Birch Nylon	•	\$48
FRAME FINISH [84 Series Only]	BK	Black Aluminum	•	-
	AL	Polished Aluminum	•	\$95
BACK MESH	M2	M2 Mesh [NOT ALL COLOURS ARE QS]	•	\$28
[see page ?? for mesh model code]	M3	M3 Mesh	•	-
	M4	M4 Mesh	•	-
	M9	M9 Mesh [N/A with MS Mesh Seat]	•	\$28
OPTIONS	SC	Sit to Counter [40 Synchro Only; N/A w. Highback, Base matches Frame]	•	\$138
	MS	Mesh Seat [N/A with 80 Mech; N/A with M9 mesh]	•	\$95
	EM	Encapsulated Mesh [N/A with Highback or Birch Frame Finish]	•	-
	AWK	Adjustable Width Brackets [Knob][Not Included with MF Arm]	•	\$30
	AWL	Adjustable Width Brackets [Lever] [Not Available on 84 Series or T7 Arms][Not Included with MF Arm]	•	\$40
	LH	65mm [2.5"] Dual Surface Casters	•	\$32
	H	55mm Dual Surface Casters [Only Applicable with LS and HS]	•	\$30
	OHC	OH Carpet Casters [adjustable]	•	\$63
	OHH	OH Dual Surface Casters [adjustable]	•	\$95
	SS	2.5" Seat Slider [N/A w. Mesh Seat on 85 series   N/A w. SC]	•	\$85
	SE	Extended 3" Seat Slider [85 Series Only   N/A with FS, IES, MS, SC, or 46 Mech]	•	\$85
	LS	Low Seat Height with 5" Travel	•	\$53
	HS	High Seat Height with 5.5" Travel	•	-
	BHA	Back Height Adjustment [Included with 84 Series]	•	\$90
	HR	Headrest [Not Available in Smoke]	•	\$150
	AB	Aluminum Base [For SC, HS and LS Only]	•	\$65
	HAB	High Profile Aluminum Base	•	\$65
	IES	Ergonomic Small Seat	•	-
	FS	Full Seat	•	-
FREIGHT OPTIONS	KD	Knocked Down	•	-
	BW	Blanket Wrapped - Fully Assembled [25 Unit Minimum]	•	\$75
	FA	Fully Assembled in [25 Unit Minimum]	•	\$115
FREIGHT REQUIREMENTS	AS	Allseating Standard	•	-
	FQ	Special Freight Instructions [Call for Quote]	•	VAR
	GD	Guaranteed Delivery Date and Time [Call for Quote]	•	VAR

## TO ORDER SIMPLY FILL IN THE BLANKS

<input type="text"/>	-	<input type="text" value="0"/>	-	<input type="text"/>	-	<input type="text"/>	-	<input type="text"/>	-	<input type="text"/>	-	<input type="text"/>	-	<input type="text"/>	-	<input type="text"/>	-	<input type="text"/>	-	<input type="text"/>	
SERIES		BACK STYLE		CONTROL		ARM		FRAME FINISH		BACK MESH		SEAT MESH	Leave blank if upholstered	OPTIONS	For additional options separate with (-) hyphen.	FREIGHT OPTION		FREIGHT REQUIREMENTS		FABRIC CODE	Please refer to allseating.com for fabric codes.



# YOU<sup>®</sup> HIGHBACK

DESIGN | ALLSEATING  
GSA SIN | 33721

## FEATURES

- Nylon or Aluminum frame in Black, Smoke, or Birch
- 3.5" cylinder
- Molded seat foam
- Innovative back suspension with standard back height adjustment
- Lumbar dial and back height support of 3.54"
- Arm features and travel specifications on page 16
- 24/7 Warranty offered with Synchro Tilt [40] or Deluxe Synchro Tilt [12] only and includes T2 arms and/or seat slider.
- YCA Conference Arm is standard polished aluminum.
- Sit to counter includes height adjustable foot ring

## DIMENSIONS

### Highback:

- Overall [Synchro Tilt]: 39.5" - 48"H | 28"W | 28"D
- Overall [Dynamic Synchro Tilt]: 39"-47.5"H | 28" W | 28"D
- Seat [Synchro Tilt]: 16.25"-19.75"H | 20.25"W | 18.5"D
- Seat [Dynamic Synchro Tilt]: 15.75"-19.25"H | 20.25"W | 18.5"D
- COM: 0.75yds.
- Back: 27"H | 18.5"W
- COM: 0.75yds.

## NOTES

- Ships knocked down.
- For BW and FA freight options, minimum quantities apply, please check with Sales Support for details.
- Tension is adjustable on OHC and OHH casters to accommodate various surfaces
- All other features are dependant on the control specified. Please refer to Control Choice on Page 8 for full description of available features.
- This product meets the requirements set forth in ANSI-BIFMA X5.1-2011 and is warranted for users up to 350 lbs.
- Dimensions are dependant on options selected. Product can be configured to comply with BIFMA G1-2002 Guidelines.
- LS and HS option not available when HAB, OHC, OHH are selected. Composite base and matching casters will be substituted when LS or HS selected.
- For mesh model code see page 22

## BASE PRICE | \$962

85140-NA

Code	Grade 1	Grade 2/COM	Grade 3	Grade 4/COL	Grade 5	Grade 6	Grade 7	Grade 8	Leather 1	Leather 2	Leather 3
85140	\$962	\$983	\$997	\$1,015	\$1,030	\$1,058	\$1,090	\$1,125	\$1,202	\$1,236	\$1,339
84112	\$1,190	\$1,211	\$1,225	\$1,243	\$1,258	\$1,286	\$1,318	\$1,353	\$1,430	\$1,464	\$1,567

SERIES	85	You Nylon [You Too]	QS	\$
BACK STYLE	84	You Aluminum [Includes BHA]	•	-
CONTROL	1	Highback	•	-
	40	Synchro Tilt [85 Series - Nylon Only]	•	-
	46	Dynamic Synchro Tilt [Includes Seat Slider   85 Series Only]	•	\$85
	80	Deluxe Tilt J-Bar [Includes SS and BHA   85 Series Only]	•	\$148
	12	Deluxe Synchro Tilt [Includes BHA - Available with 84 Series Only]	•	-
ARM	NA	No Arm	•	-
	T2	Task 2 Arm	•	\$115
	4D	4 Dimensional Arm	•	\$130
	MF	Multi-Functional Arm [Adjustable Width Not Included]	•	\$158
	YCA	Conference Arm [AW not applicable. Not available w/Mesh Seat]	•	\$225
	T7	Ergonomic Task Arm [AWK included]	•	\$295
FRAME FINISH [85 Series Only]	BKN	Black Nylon	•	-
	BRN	Birch Nylon	•	\$48
FRAME FINISH [84 Series Only]	BK	Black Aluminum	•	-
	AL	Polished Aluminum	•	\$95
BACK MESH	M2	M2 Mesh [NOT ALL COLOURS ARE QS]	•	\$28
[see page 22 for mesh model code]	M3	M3 Mesh	•	-
	M4	M4 Mesh	•	-
	M9	M9 Mesh [N/A with MS Mesh Seat]		\$28
OPTIONS	MS	Mesh Seat [N/A 80 Mech; N/A with M9 mesh]		\$95
	AWK	Adjustable Width Brackets [Knob][Not Included with MF Arm]	•	\$30
	AWL	Adjustable Width Brackets [Lever] [Not Available on 84 Series or T7 Arms][Not Included with MF Arm]	•	\$40
	LH	65mm [2.5"] Dual Surface Casters	•	\$32
	H	55mm Dual Surface Casters [Only Applicable with LS and HS]	•	\$30
	OHC	OH Carpet Casters [adjustable]	•	\$63
	OHH	OH Dual Surface Casters [adjustable]	•	\$95
	SS	2.5" Seat Slider [N/A w. Mesh Seat on 85 series   N/A w. SC]	•	\$85
	SE	Extended 3" Seat Slider [85 Series Only   N/A with FS, IES, MS, SC, or 46 Mech]	•	\$85
	LS	Low Seat Height with 5" Travel	•	\$53
	HS	High Seat Height with 5.5" Travel	•	-
	BHA	Back Height Adjustment [Included with 84 Series]	•	\$90
	HR	Headrest [Not Available in Smoke]		\$150
	AB	Aluminum Base [For HS and LS Only]	•	\$65
	HAB	High Profile Aluminum Base	•	\$65
	IES	Ergonomic Small Seat	•	-
	FS	Full Seat	•	-
FREIGHT OPTIONS	KD	Knocked Down	•	-
	BW	Blanket Wrapped - Fully Assembled [25 Unit Minimum]		\$75
	FA	Fully Assembled in [25 Unit Minimum]		\$115
FREIGHT REQUIREMENTS	AS	Allseating Standard		-
	FQ	Special Freight Instructions [Call for Quote]		VAR
	GD	Guaranteed Delivery Date and Time [Call for Quote]		VAR

## TO ORDER SIMPLY FILL IN THE BLANKS

<input type="text"/>	-	<input type="text" value="1"/>	-	<input type="text"/>	-	<input type="text"/>	-	<input type="text"/>	-	<input type="text"/>	-	<input type="text"/>	-	<input type="text"/>	-	<input type="text"/>	-	<input type="text"/>	-	<input type="text"/>	
SERIES		BACK STYLE		CONTROL		ARM		FRAME FINISH		BACK MESH		SEAT MESH	Leave blank if upholstered	OPTIONS	For additional options separate with (-) hyphen.	FREIGHT OPTION		FREIGHT REQUIREMENTS		FABRIC CODE	Please refer to allseating.com for fabric codes.



YOU<sup>®</sup> STOOL

DESIGN | ALLSEATING  
GSA SIN | 33721

FEATURES

- Upholstered seat with mesh back
- Innovative black suspension
- Width adjust optional on all task arms with 8" seat height travel
- Includes height adjustable foot ring

DIMENSIONS

- 8" Stool Overall:**  
42.75"-50"H | 28"W | 28"D
- Seat:  
20.25"-27.75"H | 20.25"W | 18.5"D
  - Back:  
22"H | 18.5"W
- 10" Stool Overall:**  
43.25"-53.25"H | 27"W | 27"D
- Seat:  
21"-31"H | 20.25"W | 18.5"D
  - Back:  
22"H | 18.5"W

NOTES

- Ships knocked down.
- For BW and FA freight options, minimum quantities apply, please check with Sales Support for details.
- Tension is adjustable on OHC and OHH casters to accommodate various surfaces
- All other features are dependant on the control specified. Please refer to Control Choice on Page 8 for full description of available features.
- This product meets the requirements set forth in ANSI-BIFMA X5.1-2011 and is warranted for users up to 350 lbs.
- Dimensions are dependant on options selected. Product can be configured to comply with BIFMA G1-2002 Guidelines.
- \*LS and HS option not available when LH, HAB, OHC, OHH are selected. Composite base and matching casters will be substituted when LS selected.
- For mesh model code see page 22

BASE PRICE   \$956											
85019-NA-8											
Code	Grade 1	Grade 2/COM	Grade 3	Grade 4/COL	Grade 5	Grade 6	Grade 7	Grade 8	Leather 1	Leather 2	Leather 3
85019	\$956	\$977	\$991	\$1,009	\$1,024	\$1,052	\$1,084	\$1,119	\$1,196	\$1,230	\$1,333
84019	\$1,206	\$1,227	\$1,241	\$1,259	\$1,274	\$1,302	\$1,334	\$1,369	\$1,446	\$1,480	\$1,583

SERIES	85	You Nylon [You Too]	QS	\$
	84	You Aluminum [Includes BHA]	•	\$220
BACK STYLE	0	Midback	•	-
CONTROL	19	Basic Stool Package	•	-
ARM	NA	No Arm	•	-
	T2	Task 2 Arm	•	\$115
	4D	4 Dimensional Arm	•	\$130
	MF	Multi-Functional Arm [Width Adjustment Not Included]	•	\$158
FRAME FINISH [85 Series Only]	BKN	Black Nylon	•	-
	SKN	Smoke Nylon [8" Stool Only]		\$48
	BRN	Birch Nylon [8" Stool Only]		\$48
FRAME FINISH [84 Series Only]	BK	Black Aluminum	•	-
	AL	Polished Aluminum	•	\$95
BACK MESH	M2	M2 Mesh [NOT ALL COLOURS ARE QS]	•	\$28
[see page 22 for mesh model code]	M3	M3 Mesh	•	-
	M4	M4 Mesh	•	-
	M9	M9 Mesh [N/A with MS Mesh Seat]		\$28
STOOL OPTION	8	8" Basic Stool Package	•	-
	10	10" Stool Package	•	\$36
OPTIONS	MS	Mesh Seat [N/A with M9 Mesh]	•	\$95
	EM	Encapsulated Mesh [N/A with Highback; N/A with Birch]		-
	AWK	Adjustable Width Brackets [Knob][Not Included with MF Arm]	•	\$30
	G	Glides [10" Stool Only]	•	\$30
	H	Dual Surface Casters [10" Stool Only]	•	\$30
	LH	Dual Surface Casters [8" Stool Only]	•	\$32
	BC	Birch 65mm [2.5"] Dual Surface Casters		\$32
	OHC	OH Carpet Casters [adjustable   8" Stool Only]	•	\$63
	OHH	OH Dual Surface Casters [adjustable   8" Stool Only]	•	\$95
	SS	Seat Slider [2.5"; N/A with Mesh Seat; N/A with 10" Stool]	•	\$85
	BHA	Back Height Adjustment [8" Stool Only   Included with 84 Series]	•	\$90
	HR	Headrest [Not Available in Smoke]		\$150
	FS	Full Upholstered Seat [21"W   20"D]	•	-
	IES	Ergonomic Small Seat	•	-
	AB	Aluminum Base [8" Stool Only]	•	\$65
FREIGHT OPTIONS	KD	Knocked Down	•	-
	BW	Blanket Wrapped - Fully Assembled [25 Unit Minimum]		\$75
	FA	Fully Assembled in [25 Unit Minimum]		\$115
FREIGHT REQUIREMENTS	AS	Allseating Standard		-
	FQ	Special Freight Instructions [Call for Quote]		VAR
	GD	Guaranteed Delivery Date and Time [Call for Quote]		VAR

TO ORDER SIMPLY FILL IN THE BLANKS

0

19

SERIES

BACK STYLE

CONTROL

ARM

FRAME FINISH

BACK MESH

SEAT MESH  
Leave blank if upholstered

OPTIONS  
For additional options separate with (-) hyphen.

FREIGHT OPTION

FREIGHT REQUIREMENTS

FABRIC CODE  
Please refer to allseating.com for fabric codes.





# ZIP<sup>®</sup> INSTOCK

DESIGN | ALLSEATING  
NOT ON GSA CONTRACT

**BASE PRICE | \$1,024**

94040-CA-P1

Black Leather

\$1,024

## FEATURES

- 4" cylinder
- Aluminum base
- Aluminum conference arms
- Task arm adjustable 3" Height
- Carpet casters

## DIMENSIONS

- Overall Highback:  
45.25" - 49.5"H | 28"W | 28"D
- Seat [Highback]:  
18" - 22.5"H | 19"W | 19"D
- Back [Highback]: 28"H | 19.5"W
- Overall Midback:  
38.75" - 43"H | 26"W | 26"D
- Seat [Midback]:  
18" - 22"H | 19"W | 17"D
- Back [Midback]: 21.5"H | 19.5"W

\*10% Tariff surcharge applies on all orders shipping to the U.S.A.

SERIES	94	Zip Black Leather Instock Program	QS	\$
BACK STYLE	0	Midback	•	-
	1	Highback	•	\$75
CONTROL	40	Synchronized Tilt (ST)	•	-
ARM	CA	Conference Arm	•	-
ARM PAD (CA only)	P1	Black Polyurethane Cap	•	-
FABRIC CODE	BL	Zip Black Leather Instock Program	•	-
FREIGHT OPTIONS	KD	Knocked Down	•	-
FREIGHT REQUIREMENTS	AS	Allseating Standard		-
	FQ	Special Freight Instructions (Call for Quote)		VAR
	GD	Guaranteed Delivery Date and Time (Call for Quote)		VAR

## NOTES

- Ships knocked down.
- This product meets the requirements set forth in ANSI-BIFMA X5.1-2011 and is warranted for users up to 350 lbs.
- Armless not available
- \*Task arm available on midback chair only

## TO ORDER SIMPLY FILL IN THE BLANKS

94	-		-	40	-		-	BA	-	BL	-		-		-	
SERIES		BACK STYLE		CONTROL		ARM		ARM PAD		FABRIC CODE		FREIGHT OPTION		FREIGHT REQUIREMENTS		FABRIC CODE
										Please refer to allseating.com for fabric codes.						Please refer to allseating.com for fabric codes.



**QUICKSHIP**





# ZIP® UPHOLSTERED MIDBACK

DESIGN | ALLSEATING  
GSA SIN | 33721

BASE PRICE | \$733  
92040-NA

Grade 1	Grade 2/ COM	Grade 3	Grade 4/COL	Grade 5	Grade 6	Grade 7	Grade 8	Leather 1	Leather 2	Leather 3
\$733	\$775	\$802	\$838	\$870	\$925	\$988	\$1,059	\$1,212	\$1,281	\$1,486

## FEATURES

- 3.5" cylinder
- Nylon base
- Task arm adjustable 3" height (width adjustment optional)
- For arm features and travel specifications, see page 16
- Carpet casters
- 24/7 Warranty offered with T2 arms and Seat Slider. For more details see page 16

## DIMENSIONS

- Overall: 38.5"- 42"H | 28"W | 28"D
- Seat: 16.25"- 19.75"H | 19"W | 19"D
- Back: 21"H | 19.5"W
- COM: 2.0 yds

## NOTES

- Ships knocked down.
- For BW and FA freight options minimum quantities apply, please check with Sales Support for details.
- Tension is adjustable on OHC and OHH casters to accommodate various surfaces
- All other features are dependant on the control specified. Please refer to Control Choice on page ?? for full description of available features.
- This product meets the requirements set forth in ANSI-BIFMA X5.1-2011 and is warranted for users up to 350 lbs.
- "Dimensions are dependant on options selected. Product can be configured to comply with BIFMA G1-2002 Guidelines."
- If requiring a 3" seat slider, please specify with code SE rather than SS.
- \*\*\*Composite base and matching casters will be substituted if these when LS option is selected. LS option not available when HAB/LC/LH are selected.

SERIES	92	Zip	QS	\$
BACK STYLE	0	Midback	•	-
CONTROL	40	Synchronized Tilt [ST]	•	-
ARM	NA	No Arm	•	-
	CA	Conference Arm [AW not applicable]	•	\$135
	T2	Task 2 Arm [Available with AWK or AWL]	•	\$115
	4D	4 Dimensional Arm [Available with AWK or AWL]	•	\$130
	MF	Multi-Functional Arm [Width Adjustment Not Included]	•	\$158
ARM PAD [Conference Arm Only]	P1	Black Polyurethane	•	-
	BA	Black Leather		\$50
	C1	Upholstered Cap [add 0.25 yds]		\$50
OPTIONS	AWK	Adjustable Width Bracket [Knob][Not Included with MF Arm]	•	\$30
	AWL	Adjustable Width Bracket [Lever][Not Included with MF Arm]	•	\$40
	AB	Aluminum Base with 65mm [2.5"] Carpet Casters*	•	\$65
	LH	65mm [2.5"] Dual Surface Casters	•	\$32
	P	Pressure Braking Casters*	•	\$60
	RP	Reverse Pressure Braking Casters**	•	\$112
	OHC	OH Carpet Casters [adjustable]	•	\$63
	OHH	OH Dual Surface Casters [adjustable]	•	\$95
	SS	Seat Slider	•	\$85
	ZES	Ergonomic Small Seat [15.5"   19"]	•	-
	LS	Low Seat Height with 5" Travel***	•	\$53
	CL	CAL TB133		\$150
FREIGHT OPTIONS	KD	Knocked Down		-
	BW	Blanket Wrapped - Fully Assembled [25 Unit Minimum]		\$75
	FA	Fully Assembled in Carton [25 Unit Minimum]		\$115
FREIGHT REQUIREMENTS	AS	Allseating Standard		-
	FQ	Special Freight Instructions [Call for Quote]		VAR
	GD	Guaranteed Delivery Date and Time [Call for Quote]		VAR

## TO ORDER SIMPLY FILL IN THE BLANKS

92	0	40						
SERIES	BACK STYLE	CONTROL	ARM	ARM PAD	OPTIONS For additional options separate with (-) hyphen.	FREIGHT OPTION	FREIGHT REQUIRE- MENTS	FABRIC CODE Please refer to allseating.com for fabric codes.



# ZIP® UPHOLSTERED HIGHBACK

DESIGN | ALLSEATING  
GSA SIN | 33721

BASE PRICE | \$795  
92140-NA

Grade 1	Grade 2/ COM	Grade 3	Grade 4/COL	Grade 5	Grade 6	Grade 7	Grade 8	Leather 1	Leather 2	Leather 3
\$795	\$865	\$910	\$970	\$1,023	\$1,115	\$1,220	\$1,338	\$1,594	\$1,708	\$2,050

FEATURES

- 3.5" cylinder
- Nylon base
- Task arm adjustable 3" height (width adjustment optional)
- For arm features and travel specifications, see page 16
- Carpet casters
- 24/7 Warranty offered with T2 arms and Seat Slider. For more details see page 16

DIMENSIONS

- Overall: 45.25"- 48.75"H | 28"W | 28"D
- Seat: 17.25"- 20.75"H | 19"W | 19"D
- Back: 28"H | 19.5"W
- COM: 2.75 yds

NOTES

- Ships knocked down.
- For BW and FA freight options minimum quantities apply, please check with Sales Support for details.
- Tension is adjustable on OHC and OHH casters to accommodate various surfaces
- All other features are dependant on the control specified. Please refer to Control Choice on page 8 for full description of available features.
- This product meets the requirements set forth in ANSI-BIFMA X5.1-2011 and is warranted for users up to 350 lbs.
- "Dimensions are dependant on options selected. Product can be configured to comply with BIFMA G1-2002 Guidelines."
- If requiring a 3" seat slider, please specify with code SE rather than SS.
- \*\*\*Composite base and matching casters will be substituted if these when LS option is selected. LS option not available when HAB/LC/LH are selected.

SERIES	92	Zip	QS	\$
BACK STYLE	1	Highback	•	-
CONTROL	40	Synchronized Tilt [ST]	•	-
ARM	NA	No Arm	•	-
	CA	Conference Arm [AW not applicable]	•	\$135
	T2	Task 2 Arm [Available with AWK or AWL]	•	\$115
	4D	4 Dimensional Arm [Available with AWK or AWL]	•	\$130
	MF	Multi-Functional Arm [Width Adjustment Not Included]	•	\$158
ARM PAD [Conference Arm Only]	P1	Black Polyurethane	•	-
	BA	Black Leather		\$50
	C1	Upholstered Cap [add 0.25 yds]		\$50
OPTIONS	AWK	Adjustable Width Bracket [Knob][Not Included with MF Arm]	•	\$30
	AWL	Adjustable Width Bracket [Lever][Not Included with MF Arm]	•	\$40
	AB	Aluminum Base with 65mm [2.5"] Carpet Casters*	•	\$65
	LH	65mm [2.5"] Dual Surface Casters	•	\$32
	P	Pressure Braking Casters*	•	\$60
	RP	Reverse Pressure Braking Casters**	•	\$112
	OHC	OH Carpet Casters [adjustable]	•	\$63
	OHH	OH Dual Surface Casters [adjustable]	•	\$95
	SS	Seat Slider	•	\$85
	LS	Low Seat Height with 5" Travel***	•	\$53
	CL	CAL TB133		\$150
FREIGHT OPTIONS	KD	Knocked Down		-
	BW	Blanket Wrapped - Fully Assembled [25 Unit Minimum]		\$75
	FA	Fully Assembled in Carton [25 Unit Minimum]		\$115
FREIGHT REQUIREMENTS	AS	Allseating Standard		-
	FQ	Special Freight Instructions [Call for Quote]		VAR
	GD	Guaranteed Delivery Date and Time [Call for Quote]		VAR

TO ORDER SIMPLY FILL IN THE BLANKS

92

1

40

SERIES

BACK  
STYLE

CONTROL

ARM

ARM PAD

OPTIONS  
For additional options  
separate with (-) hyphen.

FREIGHT  
OPTION

FREIGHT  
REQUIRE-  
MENTS

FABRIC CODE  
Please refer to allseating.com for  
fabric codes.



# ZIP<sup>®</sup> UPHOLSTERED STOOL

DESIGN | ALLSEATING  
GSA SIN | 33721

BASE PRICE | \$795  
92019-NA

Grade 1	Grade 2/ COM	Grade 3	Grade 4/COL	Grade 5	Grade 6	Grade 7	Grade 8	Leather 1	Leather 2	Leather 3
\$795	\$837	\$864	\$900	\$932	\$987	\$1,050	\$1,121	\$1,274	\$1,343	\$1,548

FEATURES

- 8" cylinder
- Composite base
- Upholstered seat and back
- Task arm adjustable 3" height (width adjustment optional)
- For arm features and travel specifications, see page 16
- Carpet casters
- Includes height adjustable foot ring

DIMENSIONS

- Overall [Basic Stool]: 43"- 50.5"H | 28"W | 28"D
- Seat [Basic Stool]: 21"- 28.5"H | 19"W | 19"D
- Overall [10" Stool]: 43.25"-53.25"H | 28"W | 28"D
- Seat [10" Stool]: 21.5"-31.5"H | 19"W | 19"D
- Back: 21.5"H | 19.5"D
- COM: 2.0 yds

NOTES

- Ships knocked down.
- For BW and FA freight options minimum quantities apply, please check with Sales Support for details.
- Tension is adjustable on OHC and OHH casters to accommodate various surfaces
- All other features are dependant on the control specified. Please refer to Control Choice on page 8 for full description of available features.
- This product meets the requirements set forth in ANSI-BIFMA X5.1-2011 and is warranted for users up to 350 lbs.
- "Dimensions are dependant on options selected. Product can be configured to comply with BIFMA G1-2002 Guidelines."

SERIES	92	ZIP	QS	\$
BACK STYLE	0	Midback	•	-
CONTROL	19	Basic Stool [B2]	•	-
ARM	NA	No Arm	•	-
	CA	Conference Arm [AW not applicable]	•	\$135
	T2	Task 2 Arm [Available with AWK or AWL]	•	\$115
	4D	4 Dimensional Arm [Available with AWK or AWL]	•	\$130
	MF	Multi-Functional Arm [Width Adjustment Not Included]	•	\$158
ARM PAD [Conference Arm Only]	P1	Black Polyurethane	•	-
	BA	Black Leather		\$50
	C1	Upholstered Cap [add 0.25 yds]		\$50
OPTIONS	AWK	Adjustable Width Bracket [Knob][Not Included with MF Arm]	•	\$30
	AWL	Adjustable Width Bracket [Lever][Not Included with MF Arm]	•	\$40
	H	Dual Surface Casters [10" Stool Only]	•	\$30
	LH	Dual Surface Casters [8" Stool Only]	•	\$32
	G	Glides [10" Stool Only]	•	\$30
	P	Pressure Braking Casters*	•	\$60
	RP	Reverse Pressure Braking Casters**	•	\$112
	OHC	OH Carpet Casters [adjustable   8" Stool Only]	•	\$63
	OHH	OH Dual Surface Casters [adjustable   8" Stool Only]	•	\$95
	10	10" Stool Package	•	\$36
	ZES	Ergonomic Small Seat [15.5" x 19"]	•	-
	CL	CAL TB133		\$150
	AB	Aluminum Base [8" Stool Only]	•	\$65
FREIGHT OPTIONS	KD	Knocked Down		-
	BW	Blanket Wrapped - Fully Assembled [25 Unit Minimum]		\$75
	FA	Fully Assembled in Carton [25 Unit Minimum]		\$115
FREIGHT REQUIREMENTS	AS	Allseating Standard		-
	FQ	Special Freight Instructions [Call for Quote]		VAR
	GD	Guaranteed Delivery Date and Time [Call for Quote]		VAR

TO ORDER SIMPLY FILL IN THE BLANKS

92

0

19

SERIES

BACK  
STYLE

CONTROL

ARM

ARM PAD

OPTIONS  
For additional options  
separate with (-) hyphen.

FREIGHT  
OPTION

FREIGHT  
REQUIRE-  
MENTS

FABRIC CODE  
Please refer to allseating.com for  
fabric codes.



# ZIP® MESH

DESIGN | ALLSEATING  
GSA SIN | 33721

## FEATURES

- 3.5" cylinder
- Nylon base
- Task arm adjustable 3" height (width adjustment optional)
- For arm features and travel specifications, see page 16
- Carpet casters
- 24/7 Warranty offered with T2, arms and Seat Slider. For more details see page 17

## DIMENSIONS

- Overall: 38.5" - 42"H | 28"W | 28"D
- Seat: 16.25" - 19.75"H | 19"W | 19"D
- Back: 21"H | 19.5"W
- COM: 0.75 yds.

## NOTES

- Ships knocked down.
- For BW and FA freight options, minimum quantities apply, please check with Sales Support for details
- Tension is adjustable on OHC and OHH casters to accommodate various surfaces
- All other features are dependant on the control specified. Please refer to Control Choice on page 8 for full description of available features.
- This product meets the requirements set forth in ANSI-BIFMA X5.1-2011 and is warranted for users up to 350 lbs.
- "Dimensions are dependant on options selected. Product can be configured to comply with BIFMA G1-2002 Guidelines."
- If requiring a 3" seat slider, please specify with code SE rather than SS.
- \*\*\*Composite base and matching casters will be substituted if these when LS option is selected. LS option not available when HAB/LC/LH are selected.
- For mesh model code see page 22.

## BASE PRICE | \$733

95040-NA

Grade 1	Grade 2/ COM	Grade 3	Grade 4/COL	Grade 5	Grade 6	Grade 7	Grade 8	Leather 1	Leather 2	Leather 3
\$733	\$761	\$779	\$803	\$824	\$861	\$903	\$950	\$1,053	\$1,098	\$1,235

SERIES	95	Zip	QS	\$
BACK STYLE	0	Midback	•	-
CONTROL	40	Synchronized Tilt [ST]	•	-
ARM	NA	No Arm	•	-
	CA	Conference Arm [AW not applicable]	•	\$135
	T2	Task 2 Arm [Available with AWK or AWL]	•	\$115
	4D	4 Dimensional Arm [Available with AWK or AWL]	•	\$130
	MF	Multi-Functional Arm [Width Adjustment Not Included]	•	\$158
ARM PAD	P1	Black Polyurethane	•	-
[Conference Arm Only]	BA	Black Leather		\$50
	C1	Upholstered Cap [add 0.25 yds]		\$50
BACK MESH	M2	M2 Mesh		\$126
[see page 22 for mesh model code]	M3	M3 Mesh		\$126
	M4	M4 Mesh		\$126
	M8	M8 Mesh	•	-
OPTIONS	AWK	Adjustable Width Bracket [Knob][Not Included with MF Arm]	•	\$30
	AWL	Adjustable Width Bracket [Lever][Not Included with MF Arm]	•	\$40
	AB	Aluminum Base with 65mm [2.5"] Carpet Casters*	•	\$65
	LH	65mm [2.5"] Dual Surface Casters	•	\$32
	P	Pressure Braking Casters*	•	\$60
	RP	Reverse Pressure Braking Casters**	•	\$112
	OHC	OH Carpet Casters [adjustable]	•	\$63
	OHH	OH Dual Surface Casters [adjustable]	•	\$95
	SS	Seat Slider	•	\$85
	ZES	Ergonomic Small Seat [15.5" x 19"]	•	-
	LS	Low Seat Height with 5" Travel***	•	\$53
	CL	CAL TB133		\$95
FREIGHT OPTIONS	KD	Knocked Down		-
	BW	Blanket Wrapped - Fully Assembled [25 Unit Minimum]		\$75
	FA	Fully Assembled in Carton [25 Unit Minimum]		\$115
FREIGHT REQUIREMENTS	AS	Allseating Standard		-
	FQ	Special Freight Instructions [Call for Quote]		VAR
	GD	Guaranteed Delivery Date and Time [Call for Quote]		VAR

## TO ORDER SIMPLY FILL IN THE BLANKS

95	-	0	-	40	-		-		-		-		-		-		
SERIES		BACK STYLE		CONTROL		ARM		ARM PAD		BACK MESH		OPTIONS		FREIGHT OPTION		FREIGHT REQUIREMENTS	
<p>For additional options separate with (-) hyphen.</p> <p>Please refer to allseating.com for fabric codes.</p>																	



# ZIP® MESH STOOL

DESIGN | ALLSEATING  
GSA SIN | 33721

### FEATURES

- 8" cylinder
- Composite base
- Task arm adjustable 3" height (width adjustment optional)
- For arm features and travel specifications, see page 16
- Carpet casters
- Includes height adjustable foot ring

### DIMENSIONS

- Overall [Basic Stool]: 42.75"- 50"H | 28"W | 28"D
- Seat [Basic Stool]: 21"- 28.25"H | 19"W | 19"D
- Overall [10" Stool]: 43.25"-53.25"H | 28"W | 28"D
- Seat [10" Stool]: 21.5"-31.5"H | 19"W | 19"D
- Back: 21"H | 19.5"W
- COM: 1.0 yds.

### NOTES

- Ships knocked down.
- For BW and FA freight options, minimum quantities apply, please check with Sales Support for details
- Tension is adjustable on OHC and OHH casters to accommodate various surfaces
- All other features are dependant on the control specified. Please refer to Control Choice on page ?? to ?? for full description of available features.
- This product meets the requirements set forth in ANSI-BIFMA X5.1-2011 and is warranted for users up to 350 lbs.
- "Dimensions are dependant on options selected. Product can be configured to comply with BIFMA G1-2002 Guidelines."
- For mesh model code see page 22.

## BASE PRICE | \$795

95019-NA

Grade 1	Grade 2/ COM	Grade 3	Grade 4/COL	Grade 5	Grade 6	Grade 7	Grade 8	Leather 1	Leather 2	Leather 3
\$795	\$823	\$841	\$865	\$886	\$923	\$965	\$1,012	\$1,115	\$1,160	\$1,297

SERIES	95	Zip	QS	\$
BACK STYLE	0	Midback	•	-
CONTROL	19	Basic Stool (B2)	•	-
ARM	NA	No Arm	•	-
	CA	Conference Arm (AW not applicable)	•	\$135
	T2	Task 2 Arm (Available with AWK or AWL)	•	\$115
	4D	4 Dimensional Arm (Available with AWK or AWL)	•	\$130
	MF	Multi-Functional Arm [Width Adjustment Not Included]	•	\$158
ARM PAD (Conference Arm Only)	P1	Black Polyurethane	•	-
	BA	Black Leather		\$50
	C1	Upholstered Cap (add 0.25 yds)		\$50
BACK MESH (see page 22 for mesh model code)	M2	M2 Mesh		\$126
	M3	M3 Mesh		\$126
	M4	M4 Mesh		\$126
	M8	M8 Mesh	•	-
OPTIONS	AWK	Adjustable Width Bracket [Knob][Not Included with MF Arm]	•	\$30
	AWL	Adjustable Width Bracket [Lever][Not Included with MF Arm]	•	\$40
	H	Dual Surface Casters [10" Stool Only]	•	\$30
	LH	Dual Surface Casters [8" Stool Only]	•	\$32
	G	Glides [10" Stool Only]	•	\$30
	P	Pressure Braking Casters*	•	\$60
	RP	Reverse Pressure Braking Casters**	•	\$112
	OHC	OH Carpet Casters [adjustable   8" Stool Only]	•	\$63
	OHH	OH Dual Surface Casters [adjustable   8" Stool Only]	•	\$95
	10	10" Stool Package	•	\$36
	ZES	Ergonomic Small Seat (15.5" x 19")	•	-
	CL	CAL TB133		\$95
	AB	Aluminum Base [8" Stool Only]		\$65
FREIGHT OPTIONS	KD	Knocked Down		-
	BW	Blanket Wrapped - Fully Assembled [25 Unit Minimum]		\$75
	FA	Fully Assembled in Carton [25 Unit Minimum]		\$115
FREIGHT REQUIREMENTS	AS	Allseating Standard		-
	FQ	Special Freight Instructions (Call for Quote)		VAR
	GD	Guaranteed Delivery Date and Time (Call for Quote)		VAR

### TO ORDER SIMPLY FILL IN THE BLANKS

95	-	0	-	19	-		-		-		-		-		-			
SERIES		BACK STYLE		CONTROL		ARM		ARM PAD		BACK MESH		OPTIONS For additional options separate with (-) hyphen.		FREIGHT OPTION		FREIGHT REQUIRE- MENTS		FABRIC CODE Please refer to allseating.com for fabric codes.



# ZIP<sup>®</sup> MESH SIDE

DESIGN | ALLSEATING  
GSA SIN | 33721

## FEATURES

- Black mesh back
- Upholstered seat
- Black non-marring glides
- Wall-saving designed frame

## DIMENSIONS

- Overall NA: 34.75"H | 19.25"W | 19.25"D
- Overall WA: 34.75"H | 23.25"W | 19.25"D
- Seat: 17.5"H | 19.25"W | 19"D
- Back: 21"H | 19"W
- COM: 1.0 yd.

## BASE PRICE | \$514

95054-NA

Grade 1	Grade 2/ COM	Grade 3	Grade 4/COL	Grade 5	Grade 6	Grade 7	Grade 8	Leather 1	Leather 2	Leather 3
\$514	\$535	\$549	\$567	\$582	\$610	\$642	\$677	\$754	\$788	\$891

SERIES	95	Zip	QS	\$
BACK STYLE	0	Midback	•	-
LEG	54	4 Leg	•	-
ARM	NA	No Arm	•	-
	WA	With Arm	•	\$45
ARM / FRAME FINISH	BK	Black	•	-
	SIL	Silver	•	-
	CM	Chrome		\$85
BACK MESH	M2	M2 Mesh		\$63
(see page 22 for mesh model code)	M3	M3 Mesh		\$63
	M4	M4 Mesh		\$63
	M8	M8 Mesh	•	-
FREIGHT OPTIONS	FA	Fully Assembled [25 Unit Minimum]	•	-
	BW	Blanket Wrapped Fully Assembled (25 unit minimum)		\$35
FREIGHT REQUIREMENTS	AS	Allseating Standard		-
	FQ	Special Freight Instructions (Call for Quote)		VAR
	GD	Guaranteed Delivery Date and Time (Call for Quote)		VAR

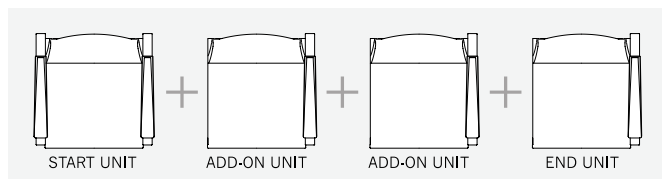
## NOTES

- Ships fully assembled in a carton
- Stacks 2 on the floor.
- For BW freight, minimum quantities apply, please check with Sales Support for details
- This product meets the requirements set forth in ANSI-BIFMA X5.1-2011 and is warranted for users up to 350 lbs.
- Dimensions are dependant on options selected. Product can be configured to comply with BIFMA G1-2002 Guidelines.
- For mesh model code see page 22.

## TO ORDER SIMPLY FILL IN THE BLANKS

95	-	0	-	54	-		-		-		-		-		-		
SERIES		BACK STYLE		LEG		ARM		ARM PAD		FRAME FINISH		BACK MESH		FREIGHT OPTION		FREIGHT REQUIREMENTS	FABRIC CODE Please refer to allseating.com for fabric codes.

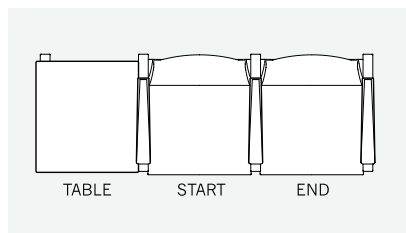
# HOW TO LINK FOSTER® CHAIRS AND TABLES



When configuring a table, the adjacent chairs must be a Start Unit, End Unit, or Stand Alone unit. Do not configure Add-ons beside any table (Linking Leg feature will be exposed). Specify Left to Right.

## SAMPLE CONFIGURATION 1

Standard Tandem Guest; Poly Armcaps



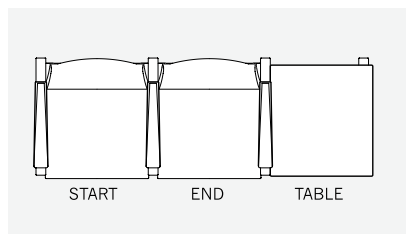
F4X04	Foster End Table Right	\$695
F0017-OA	Foster Guest Tandem Start Unit	\$1,060
F0019-OA	Foster Guest Tandem End Unit	\$912

**Total:** **\$2,667**

(Please Note: List price shown are for Std Gr.1/COM; Uph. Back with Std. Finish).

## SAMPLE CONFIGURATION 2

Standard Tandem Guest; Poly Armcaps



F0017-OA	Foster Guest Tandem Start Unit	\$1,060
F0019-OA	Foster Guest Tandem End Unit	\$912
F4X03	Foster End Table Left	\$630

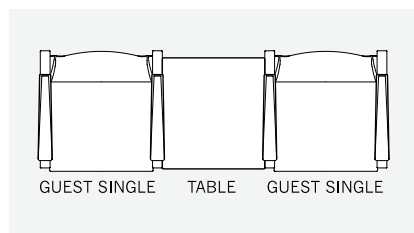
**Total:** **\$2,602**

(Please Note: List price shown are for Std Gr.1/COM; Uph. Back with Std. Finish).

**IMPORTANT NOTE:** TO ENSURE PROPER CONFIGURATION PLEASE PROVIDE A LAY-OUT DRAWING WITH YOUR PURCHASE ORDER.

## SAMPLE CONFIGURATION 3

Standard Tandem Guest; Poly Armcaps



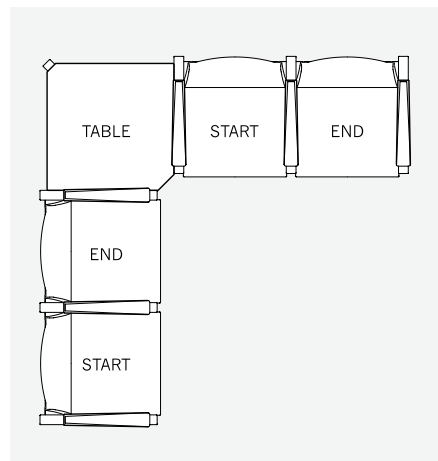
F0010-OA	Foster Guest Single	\$1,060
F4X05	Foster In-Table Right	\$620
F0010-OA	Foster Guest Single	\$1,060

**Total:** **\$2,740**

(Please Note: List price shown are for Std Gr.1/COM; Uph. Back with Std. Finish).

## SAMPLE CONFIGURATION 4

Standard Tandem Guest; Poly Armcaps



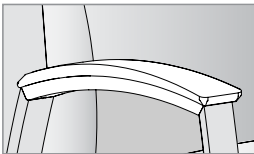
F0017-OA	Foster Guest Tandem Start Unit	\$1,060
F0019-OA	Foster Guest Tandem End Unit	\$912
F4X06	Foster Corner Table	\$890
F0017-OA	Foster Guest Tandem Start Unit	\$1,060
F0019-OA	Foster Guest Tandem End Unit	\$912

**Total:** **\$4,834**

(Please Note: List price shown are for Std Gr.1/COM; Uph. Back with Std. Finish).



# FOSTER® REPLACEMENT PARTS ARM CAPS

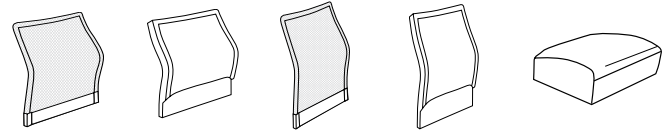


PATIENT AND GUEST			
Description	Applications	Model Code	\$ List Price
Foster Replacement Arm - Hard Rock Maple	Single; Rocker; Sled; Easy Access; Tandem -Double; Tandem -Triple; Start Unit; Add-On; End Unit	FG-ARM-HRM	\$165 ea.
Foster Replacement Arm - Rustic Cherry	Single; Rocker; Sled; Easy Access; Tandem -Double; Tandem -Triple; Start Unit; Add-On; End Unit	FG-ARM-RC	\$165 ea.
Foster Replacement Arm - Chocolate Pear	Single; Rocker; Sled; Easy Access; Tandem -Double; Tandem -Triple; Start Unit; Add-On; End Unit	FG-ARM-CP	\$165 ea.
Foster Replacement Arm - Black Polyurethane	Single; Rocker; Sled; Easy Access; Tandem -Double; Tandem -Triple; Start Unit; Add-On; End Unit	FG-ARM-BK	\$105 ea.
Foster Replacement Arm - Grey Polyurethane	Single; Rocker; Sled; Easy Access; Tandem -Double; Tandem -Triple; Start Unit; Add-On; End Unit	FG-ARM-GR	\$105 ea.
Foster Replacement Arm - Taupe Polyurethane	Single; Rocker; Sled; Easy Access; Tandem -Double; Tandem -Triple; Start Unit; Add-On; End Unit	FG-ARM-TP	\$105 ea.

LOUNGE			
Description	Applications	Model Code	\$ List Price
Foster Lounge Replacement Arm - Hard Rock Maple	Single; Double; Triple	FL-ARM-HRM	\$175 ea.
Foster Lounge Replacement Arm - Rustic Cherry	Single; Double; Triple	FL-ARM-RC	\$175 ea.
Foster Lounge Replacement Arm - Chocolate Pear	Single; Double; Triple	FL-ARM-CP	\$175 ea.
Foster Lounge Replacement Arm - Black Polyurethane	Single; Double; Triple	FL-ARM-BK	\$115 ea.
Foster Lounge Replacement Arm - Grey Polyurethane	Single; Double; Triple	FL-ARM-GR	\$115 ea.
Foster Lounge Replacement Arm - Taupe Polyurethane	Single; Double; Triple	FL-ARM-TP	\$115 ea.

INFO
PILOTIS
ASTUTE
ATTUNE
AVES
CHIROFORM
DOIE
EIGHT TWO
ENTAIL
EXCHANGE
FLUID
FOSTER
HANSA
INERTIA
INNATE
JIF
L1
LEVO
MANTRA
PRATA
PRESTO
RAINBOW
REQUISITE
RES
RÜHE
THERAPOD
TUCK
WATSON
YOU
ZIP

# FOSTER® REPLACEMENT PARTS COVERS



Description	Applications	Model Code	Grade 1	Grade 2/COM	Grade 3	Grade 4/COL	Grade 5	Grade 6	Grade 7	Grade 8	Leather 1	Leather 2	Leather 3
<b>MIDBACK COVERS - MESH</b>													
Mesh Midback (Mesh Style) Cover	Single; Easy Access; Tandem -Double; Tandem -Triple; Start Unit; Add-On; End Unit	BC-F00 (Mesh Style)			\$145								
Mesh Midback Wide (Mesh Style) Cover	Single; Start Unit; Add-On; End Unit	BC-F02 (Mesh Style)			\$150								
Mesh Midback Plus (Mesh Style) Cover	Single; Start Unit; Add-On; End Unit	BC-F04 (Mesh Style)			\$160								
<b>MIDBACK COVERS - UPHOLSTERED</b>													
Upholstered Midback (Fabric Code) Cover	Single; Easy Access; Tandem -Double; Tandem -Triple; Start Unit; Add-On; End Unit	BC-F10 (Fabric Code)	\$100	\$155	\$195	\$245	\$290	\$365	\$455	\$555	\$770	\$865	\$1,155
Upholstered Midback Wide (Fabric Code) Cover	Single; Start Unit; Add-On; End Unit	BC-F12 (Fabric Code)	\$105	\$170	\$215	\$270	\$320	\$410	\$510	\$625	\$870	\$980	\$1,310
Upholstered Midback Plus (Fabric Code) Cover	Single; Start Unit; Add-On; End Unit	BC-F14 (Fabric Code)	\$110	\$195	\$250	\$320	\$385	\$495	\$620	\$760	\$1,070	\$1,205	\$1,615
Lounge Upholstered Midback (Fabric Code) Cover	Single; Settee (Double); Sofa	BC-F20 (Fabric Code)	\$105	\$135	\$160	\$190	\$215	\$255	\$310	\$365	\$490	\$540	\$705
Lounge Midback Plus	Single Plus	BC-F (Fabric Code)	\$110	\$150	\$180	\$215	\$245	\$300	\$365	\$435	\$590	\$655	\$865
<b>HIGHBACK COVERS - MESH</b>													
Mesh Highback (Mesh Style) Cover	Single; Rocker; Sled	BC-F01			\$195								
Mesh Highback Wide (Mesh Style) Cover	Single	BC-F03 (Mesh Style)			\$205								
Mesh Highback +Plus (Mesh Style) Cover	Single	BC-F05 (Mesh Style)			\$220								
<b>HIGHBACK COVERS - UPHOLSTERED</b>													
Upholstered Highback (Fabric Code ) Cover	Single; Rocker; Sled	BC-F11 (Fabric Code)	\$110	\$170	\$205	\$255	\$300	\$380	\$465	\$565	\$780	\$875	\$1,165
Upholstered Highback Wide Single Cover (Fabric Code)	Single; Start Unit; Add-On; End Unit	BC-F13 (Fabric Code)	\$115	\$185	\$225	\$285	\$335	\$425	\$525	\$635	\$880	\$990	\$1,320
Upholstered Highback Plus Cover (Fabric Code)	Single	BC-F15 (Fabric Code)	\$120	\$205	\$260	\$330	\$395	\$505	\$630	\$775	\$1,080	\$1,215	\$1,630
<b>SEAT COVERS</b>													
Standard Seat Cover (Fabric Code)	Single; Rocker; Sled; Easy Access; Tandem-Double; Tandem-Triple; Start Unit; Add-On; End Unit	SC-STD (Fabric Code)	\$100	\$130	\$155	\$180	\$205	\$250	\$300	\$360	\$480	\$535	\$700
Wide Seat Cover (Fabric Code)	Single; Tandem-Double; Tandem-Triple; Start Unit; Add-On; End Unit	SC-WID (Fabric Code)	\$105	\$140	\$165	\$200	\$230	\$280	\$340	\$405	\$545	\$610	\$795
Guest + Lounge Plus Seat Cover (Fabric Code)	Single; Tandem-Double; Tandem-Triple; Start Unit; Add-On; End Unit	SC-BAR (Fabric Code)	\$110	\$150	\$180	\$215	\$245	\$300	\$365	\$435	\$590	\$655	\$865
Lounge Seat Cover (Fabric Code)	Single; Settee (Double); Sofa	SC-LOU (Fabric Code)	\$105	\$135	\$160	\$190	\$215	\$255	\$310	\$365	\$490	\$540	\$705
Lounge Plus Seat Cover	Single Plus	SC-L (Fabric Code)	\$110	\$150	\$180	\$215	\$245	\$300	\$365	\$435	\$590	\$655	\$865

# EXCHANGE® AND HALSA® REPLACEMENT COVERS

Description	Applications	Model Code	Grade 1	Grade 2/COM	Grade 3	Grade 4/COL	Grade 5	Grade 6	Grade 7	Grade 8	Leather 1	Leather 2	Leather 3
<b>EXCHANGE® COVERS</b>													
Standard Back	All models except ottoman	EBC-S	\$96	\$145	\$177	\$219	\$255	\$320	\$394	\$476	\$655	\$735	\$975
Corner Back	L-Shape and U-Shape	EBC-C	\$192	\$290	\$353	\$437	\$511	\$640	\$787	\$952	\$1,310	\$1,470	\$1,949
Standard Seat	Must specify Standard, Corner, End or Ottoman	ESC-X	\$96	\$145	\$177	\$219	\$255	\$320	\$394	\$476	\$655	\$735	\$975
Low Wide Arm	Must specify Left, Right or Centre Mounting, Power and Laminate (if applicable)	EAC-(L/R/C)-LW	\$96	\$145	\$177	\$219	\$255	\$320	\$394	\$476	\$655	\$735	\$975
Low Narrow Arm	Must specify Left, Right or Centre Mounting, Power and Laminate (if applicable)	EAC-(L/R/C)-LN	\$72	\$107	\$130	\$160	\$186	\$232	\$285	\$343	\$471	\$528	\$700
High Wide Arm	Must specify Left, Right or Centre Mounting, Power and Laminate (if applicable)	EAC-(L/R/C)-HW	\$108	\$164	\$200	\$248	\$290	\$364	\$448	\$542	\$747	\$838	\$1,112
High Narrow Arm	Must specify Left, Right or Centre Mounting, Power and Laminate (if applicable)	EAC-(L/R/C)-HN	\$96	\$145	\$177	\$219	\$255	\$320	\$394	\$476	\$655	\$735	\$975
<b>HALSA® COVERS</b>													
Standard Midback Cover	All models with exception of Highback, Plus and Love Seat		\$96	\$145	\$177	\$219	\$255	\$320	\$394	\$476	\$655	\$735	\$975
Highback Cover	Patient/Highback Guest		\$108	\$164	\$200	\$248	\$290	\$364	\$448	\$542	\$747	\$838	\$1,112
Plus Back Cover	Plus Guest		\$108	\$178	\$223	\$283	\$336	\$428	\$533	\$651	\$907	\$1,021	\$1,363
Standard Seat Cover	All models with exception of Love Seat		\$96	\$124	\$142	\$166	\$187	\$224	\$266	\$313	\$416	\$461	\$598
Plus Seat Cover	All models with exception of Love Seat		\$96	\$128	\$149	\$177	\$201	\$243	\$292	\$346	\$463	\$516	\$673
LoveSeat Seat Cover	Love Seat		\$126	\$161	\$184	\$214	\$240	\$286	\$339	\$397	\$525	\$582	\$754
LoveSeat Back Cover	Love Seat		\$126	\$196	\$241	\$301	\$354	\$446	\$551	\$669	\$925	\$1,039	\$1,381

# CONDITIONS OF SALE

## PRICING

Allseating reserves the right to change published prices without notice. Prices in effect at the time of the order acceptance shall apply. All applicable taxes are extra. All prices in this catalog are list. All sales are in US dollars unless both the Sold To and Ship To addresses are both located in Canada, in which case, sales are in Canadian dollars.

## ORDER ACCEPTANCE

Orders will be accepted through all authorized Allseating Dealers upon issuance of a written purchase order on letterhead or purchase order of the customer being invoiced. Faxed orders or orders by email (orders@allseating.com) are acceptable, as well as digital orders such as SIF or XLM, no verbal orders will be accepted. All purchase orders must contain a valid signature.

## ORDER CANCELLATION

Orders which have been acknowledged are considered firm. In the event a cancellation request is accepted by Allseating, restocking charges may be incurred up to 100% of the order depending on the stage of production.

## CREDIT TERMS

Terms are net 30 days O.A.C. Terms are subject to change and review based upon performance. Customers are required to provide a completed signed Dealer Application for the purpose of updating or setting up an account. All payments should be made to Allseating.

## PACKAGING AND SHIPPING

As a standard, all products are shipped in knocked down condition, in a box.

## ASSEMBLED CHAIRS

On special request and at an upcharge, chairs may be shipped assembled (except base and cylinder). For assembled and fully assembled blanket wrapped products, contact customer service for details. Please note that minimum quantity guidelines will apply.

## SPECIFICATIONS

Allseating reserves the right to institute changes to materials, specifications and designs, or to discontinue models at any time. Images and line drawings featured in the catalog may not reflect the current product offering. Components are subject to change at Allseating's discretion.

## FREIGHT POLICY

Allseating reserves the right to use its own or commercial carriers for the "best way" to ship, at its sole discretion. Normal delivery is dock to dock.

**Special requests such as inside delivery, specific delivery**

**dates and times, residential delivery, etc. are subject to additional charges. All additional charges will be the responsibility of the consignee.**

Allseating reserves the right to charge for freight services over and above standard "best way" delivery. Delivered pricing is based on shipment to the 48 U.S. contiguous states and Canada excluding N.W.T., YK, and NU. For shipments to other destinations, we reserve the right to add a surcharge.

## LOSS / DAMAGE LIABILITY

Every effort is undertaken to effect secure packaging; however, our liability ends when the carrier issues a clear receipt acknowledging that the shipment has been received in good condition. The carrier is then liable for loss or delay or damage. Signing for a shipment without noting damage or deficiencies absolves Allseating of further responsibility and a freight claim will have to be made by the customer.

NOTE: A packing slip signed by the carrier for pick-up at Allseating Warehouse constitutes "Clear Receipt" and absolves Allseating of further responsibility for damage or loss or delay.

Any claim submitted for freight damage must be done within 7 days of receiving the products. Any claims after that time may not be covered under our warranty. If the packaging arrives visibly damaged, then waybill should be signed as "subject to inspection" or "damage noticed".

## RETURNS / RESTOCK

Returns are coordinated and authorized by the Return Authorization Coordinator (RAC). Merchandise may not be returned without prior consent and a Return Authorization (RA) Number. All returns must be securely packaged and boxes clearly marked with an assigned RA number on the outside. Carrier for return goods must be specified by Allseating. Goods returned without a RA Number or by an unauthorized carrier will not be accepted.

Unauthorized returned goods will be subject to a restock charge and/or a charge for any required reconditioning. Returns must be shipped prepaid, unless other arrangements have been made. Custom fabricated merchandise may not be returned. Credit on orders returned with an RA number will be issued once inspection has deemed product in good condition.

## STORAGE POLICY

We will store product at our warehouse for 3 days at no charge. Any order requiring storage for a longer period will be charged at a rate of \$1.00 per day per carton. Order postponements must be received 2 weeks prior to the scheduled production time.

## ANSI/BIFMA TESTING

Allseating chair have been tested to meet or exceed the requirements of ANSI/BIFMA standards.

INFO
PILLOWS
ASTUTE
ATTUNE
AVES
CHIROFORM
DOVE
EIGHTY TWO
ENTAIL
EXCHANGE
FLUID
ROSTER
HALSA
INERTIA
INNATE
JIF
L1
LEVO
MANTRA
PRATA
PRESTO
RAINBOW
REQUISITE
RES
RUHE
THERAFOD
TUCK
WATSON
YOU
ZIP

# CONDITIONS OF SALE

## APPLICABLE PROVISIONS TO ALL PRODUCTS AND SERVICES

Allseating products, including those designated for Multi-Shift, are warranted to be free from defects in materials and workmanship for a period of 12 years from original date of purchase, with the exception of Foster Sleep Chair, Foster Recliner and Foster Patient Recliner. This warranty applies to all chair models and extends to original purchasers who acquire new product directly from Allseating or our authorized dealers.

During the warranty period, Allseating, at its sole discretion, will repair or replace (at its option) any product, part or component covered by this warranty that fails under normal use due to defective materials or workmanship. Allseating will repair or replace the defective product, part or component with comparable product, part or component. To be eligible for this warranty coverage, all products, parts or components must be installed, used and maintained in accordance with Allseating's published instructions and must not have been subject to misuse or abuse.

## EXCEPTIONS

Allseating does not warrant the following:

- Normal wear and tear
- Natural variations, scars, marks, wrinkles occurring in leather
- Colourfastness of textiles
- Colour matching of textiles exactly to samples or swatches or past purchases
- COM/COL or graded-in fabrics
- Products exposed to extreme environmental conditions or improper storage conditions
- Chairs used by individuals who weigh in excess of the warranted weight restriction as indicated on each product page. Most task and guest seating is 350 lbs with the exception of Entail, M.O. and Levo, all of which are 325 lbs. Exchange, Foster and Halsä are 350 lbs per seat unless otherwise specified
- Allseating's products meet the requirements of national and specific local codes as stated in the price book and other written publications. Please visit the company's website at [allseating.com](http://allseating.com) for further details regarding product specifications.

This document inclusively describes Allseating's warranty and remedies available with respect to the company's products and services. Allseating disclaims any other warranty whether express or implied, statutory or otherwise, in relation to the company's products and services.

To the extent allowed by law, any implied warranties, including any warranty of merchantability or fitness for a particular purpose, are disclaimed and to the extent they are legally required, are limited in duration to the duration of this written warranty.

Allseating shall not be liable for loss of time, inconvenience, commercial loss, or incidental or consequential damages.

## QUALIFICATIONS FOR DELIVERED PRICING

Please call your Allseating Sales Representative for your qualifications for delivered pricing.

## WARRANTY RESOLUTION

We understand that dealing with warranties is often frustrating. So we developed a dedicated Warranty Response Team to eliminate headaches. They're specially trained to expedite warranty-related issues, so you can get back to business quickly and painlessly.

All warranty claims must be submitted via Allseating's Warranty Portal which can be found at [allseating.com](http://allseating.com) under Resources\Submit a Claim.

Should you have any difficulties you can contact our Warranty Response Team at [warranty@allseating.com](mailto:warranty@allseating.com) or toll free at 1(800) 563-3502.

## DIMENSIONS

The price catalog and product literature, show dimensions rounded to the nearest half inch. All dimensions are approximate and may be subject to change without notice. Dimensions are dependent on options selected. Product can be configured to comply with BIFMA G1-2002 Ergonomics Guideline. Where exact measurements are required, contact Customer Service.

## FIRE CODE

Allseating's entire line of office seating meets California Technical Bulletin 117 (CAL 117-2013). This is a standard by which upholstered furniture has been tested for approval to meet a minimum fire standard. Allseating's chairs can be upgraded to meet the California Technical Bulletin (CAL TB133). Additional charges of \$565 per chair series (per burn test) and lead times will apply for chairs with special configurations of COM fabrics, not already tested by Allseating.

## CAL TB133

CAL TB133 is a standard of furniture flammability required by the California Bureau of Home Furnishings and Thermal Insulation for furniture used in public buildings such as Healthcare facilities, Hospitals, Hotels and Motels, Stadiums, Child Care Facilities, Convalescent Homes, Prisons and Jails.

The CAL TB133 test is a full scale fire test for furniture manufactured for the use in public buildings. The standard does not specify how to construct furniture, but only how it should perform when tested. To pass the fire standard test, a fire blocking liner is placed between the fabric and the foam of our chairs. This liner acts as a fire extinguisher by smothering the flame.

## TO ORDER CAL TB133

Clearly specify CAL TB133 on your order. Please check individual series upcharge. There is a standard 4 week lead time for CAL TB133.

