

ASTUTE
REQUISITE
YOU
PRATA
MANTRA
L1
LEVO
TUCK
EXCHANGE
JIF
ENTAIL
CHIROFORM
RAINBOW
INERTIA
AYLES
ZIP
FLUID
FOSTER
PRESTO
THERAPOD
HALSA
EXCHANGE

Simply click on a page number below or the right hand margin to be automatically taken to that page. You can return to this page by clicking on the "BACK TO TOP" button located in the top corner of each page.

TABLE OF CONTENTS

| | | | | | |
|--------------------------------------|-------|---------------------------------------|-----|------------------------------------|-----|
| GENERAL INFO | 3 | EXCHANGE® FULL CREDENZA 3x2 | 80 | HALSA® CORNER TABLE | 144 |
| QUICK SHIP | 5 | EXCHANGE® FULL CREDENZA 3x4 | 81 | HALSA® IN-LINE TABLE | 145 |
| ONLINE SPECIFICATION | 6 | EXCHANGE® FULL CREDENZA 4x3 | 82 | INERTIA® MESH MIDBACK | 146 |
| GPO & GSA | 7 | EXCHANGE® WORKPOD 1-SEATER | 83 | INERTIA® MESH HIGHBACK | 147 |
| CONTROL CHOICES | 8 | EXCHANGE® WORKPOD 2-SEATER | 84 | INERTIA® +PLUS MESH BACK | 148 |
| ARM ADJUSTMENT CHOICES | 16 | EXCHANGE® TABLES | 85 | INERTIA® MESH STOOL | 149 |
| CUSTOMER'S OWN MATERIAL (COM)/(COL) | 18 | EXCHANGE® LINKING TABLES | 86 | INERTIA® MESH GUEST | 150 |
| HOW TO ORDER | 20 | FLUID® TASK | 87 | INERTIA® MESH BAR STOOL | 151 |
| MESH HARMONIZATION CHART | 22 | FLUID® STOOL | 88 | INERTIA® UPHOLSTERED MIDBACK | 152 |
| ALLSEATING PILLOWS | 23 | FLUID® GUEST | 89 | INERTIA® UPHOLSTERED HIGHBACK | 153 |
| ASTUTE® GUEST POLY | 24 | FOSTER® PATIENT | 90 | INERTIA® UPHOLSTERED +PLUS | 154 |
| ASTUTE® STOOL POLY | 25 | FOSTER® PATIENT WIDE | 91 | INERTIA® UPHOLSTERED STOOL | 155 |
| ASTUTE® FULLY UPHOLSTERED | 26 | FOSTER® PATIENT PLUS | 92 | INERTIA® UPHOLSTERED GUEST | 156 |
| ASTUTE® FULLY UPHOLSTERED STOOL | 27 | FOSTER® OTTOMAN | 93 | INERTIA® UPHOLSTERED BAR STOOL | 157 |
| ASTUTE® PLUS FULLY UPHOLSTERED | 28 | FOSTER® SLED | 94 | JIF® | 158 |
| ASTUTE® GUEST WOOD | 29 | FOSTER® ROCKER | 95 | L1® | 159 |
| ASTUTE® STOOL WOOD | 30 | FOSTER® HIP CHAIR | 96 | LEVO® MIDBACK | 160 |
| AYLES™ GUEST | 31 | FOSTER® GUEST | 97 | LEVO® STOOL | 161 |
| AYLES™ OTTOMAN | 32 | FOSTER® GUEST WIDE | 98 | MANTRA® LOW BACK | 162 |
| CHIROFORM™ ULTRA MIDBACK | 33 | FOSTER® GUEST PLUS | 99 | MANTRA® MIDBACK | 163 |
| CHIROFORM™ ULTRA HIGHBACK | 34 | FOSTER® GUEST DOUBLE | 100 | MULTISTACK® | 164 |
| CHIROFORM™ ULTRA 24:7 | 35 | FOSTER® GUEST DOUBLE WITH HALF ARM | 101 | PRATA® LOWBACK | 165 |
| CHIROFORM™ ULTRA STOOL | 36 | FOSTER® GUEST DOUBLE WITH FULL ARM | 102 | PRATA® MIDBACK | 166 |
| CHIROFORM™ BIG | 37 | FOSTER® GUEST TRIPLE | 103 | PRESTO® MIDBACK | 167 |
| DOVE™ LAB CHAIR | 38 | FOSTER® GUEST TRIPLE WITH HALF ARM | 104 | PRESTO® HIGHBACK | 168 |
| EIGHTY TWO® | 39 | FOSTER® GUEST TRIPLE WITH FULL ARM | 105 | PRESTO® 24:7 MIDBACK | 169 |
| ENTAIL® MIDBACK | 40 | FOSTER® GUEST TANDEM START UNIT | 106 | PRESTO® PETITE | 170 |
| ENTAIL® INSTOCK | 41 | FOSTER® GUEST TANDEM ADD ON UNIT | 107 | PRESTO® STOOL | 171 |
| EXCHANGE® FEATURES AND NOTES | 42 | FOSTER® GUEST TANDEM END UNIT | 108 | RAINBOW™ SQUARE BACK | 172 |
| EXCHANGE® DIMENSIONS | 43-45 | FOSTER® GUEST WIDE TANDEM START UNIT | 109 | RAINBOW™ ROUND BACK | 173 |
| EXCHANGE® ONE-SEATER | 46 | FOSTER® GUEST WIDE TANDEM ADD ON UNIT | 110 | RAINBOW™ WIDE | 174 |
| EXCHANGE® TWO-SEATER | 47 | FOSTER® GUEST WIDE TANDEM END UNIT | 111 | RAINBOW™ PLUS | 175 |
| EXCHANGE® THREE-SEATER | 48 | FOSTER® GUEST PLUS TANDEM START UNIT | 112 | RAINBOW™ HIP | 176 |
| EXCHANGE® FOUR-SEATER | 49 | FOSTER® GUEST PLUS TANDEM ADD ON UNIT | 113 | RAINBOW™ JUNIOR | 177 |
| EXCHANGE® L-SHAPE 2x2 | 50 | FOSTER® GUEST PLUS TANDEM END UNIT | 114 | RAY® CONFERENCE | 178 |
| EXCHANGE® L-SHAPE 2x3 | 51 | FOSTER® LOUNGE SINGLE | 115 | RAY® TASK | 179 |
| EXCHANGE® L-SHAPE 2x4 | 52 | FOSTER® LOUNGE PLUS | 116 | REQUISITE® MIDBACK | 180 |
| EXCHANGE® L-SHAPE 3x2 | 53 | FOSTER® LOUNGE DOUBLE | 117 | REQUISITE® HIGHBACK | 181 |
| EXCHANGE® L-SHAPE 3x3 | 54 | FOSTER® LOUNGE TRIPLE | 118 | THERAPOD™ THERAPIST HIGHBACK | 182 |
| EXCHANGE® L-SHAPE 3x4 | 55 | FOSTER® BENCH SINGLE | 119 | THERAPOD™ THERAPIST EXTRA HIGHBACK | 183 |
| EXCHANGE® L-SHAPE 4x2 | 56 | FOSTER® BENCH DOUBLE | 120 | TUCK® STACKER | 184 |
| EXCHANGE® L-SHAPE 4x3 | 57 | FOSTER® BENCH DOUBLE WITH TABLE | 121 | TUCK® STOOL | 185 |
| EXCHANGE® L-SHAPE 4x4 | 58 | FOSTER® BENCH LITE | 122 | TUCK® FULLY UPHOLSTERED | 186 |
| EXCHANGE® U-SHAPE 4x2 | 59 | FOSTER® SIDE TABLE | 123 | TUCK® STOOL FULLY UPHOLSTERED | 187 |
| EXCHANGE® U-SHAPE 4x3 | 60 | FOSTER® COFFEE TABLE | 124 | TUCK® COLLABORATIVE | 188 |
| EXCHANGE® U-SHAPE 4x4 | 61 | FOSTER® END TABLE LEFT/RIGHT | 125 | TUCK® UPHOLSTERED COLLABORATIVE | 189 |
| EXCHANGE® PARTIAL CREDENZA L-2 | 62 | FOSTER® IN-LINE TABLE | 126 | TUCK® COLLABORATIVE STOOL | 190 |
| EXCHANGE® PARTIAL CREDENZA R-2 | 63 | FOSTER® CORNER TABLE | 127 | TUCK® UPH COLLABORATIVE STOOL | 191 |
| EXCHANGE® PARTIAL CREDENZA L-3 | 64 | FOSTER® 45 DEGREE TABLE | 128 | TUCK® NESTER | 192 |
| EXCHANGE® PARTIAL CREDENZA R-3 | 65 | FOSTER® 120 DEGREE TABLE | 129 | TUCK® NESTER FULLY UPHOLSTERED | 193 |
| EXCHANGE® PARTIAL CREDENZA L-[L]-3x3 | 66 | FOSTER® SLEEP CHAIR | 130 | YOU® | 194 |
| EXCHANGE® PARTIAL CREDENZA R-[L]-3x3 | 67 | FOSTER® RECLINER | 131 | YOU® STOOL | 195 |
| EXCHANGE® PARTIAL CREDENZA L-[L]-3x4 | 67 | FOSTER® PATIENT RECLINER | 132 | YOU® GUEST | 196 |
| EXCHANGE® PARTIAL CREDENZA R-[L]-4x3 | 68 | HALSA® SINGLE MIDBACK | 133 | ZIP® INSTOCK | 197 |
| EXCHANGE® PARTIAL CREDENZA L-[L]-4x4 | 70 | HALSA® SINGLE HIGHBACK PATIENT | 134 | ZIP® UPHOLSTERED MIDBACK | 198 |
| EXCHANGE® PARTIAL CREDENZA R-[L]-4x4 | 71 | HALSA® SINGLE PLUS | 135 | ZIP® UPHOLSTERED HIGHBACK | 199 |
| EXCHANGE® PARTIAL CREDENZA L-[U]-2x3 | 72 | HALSA® LOVE SEAT | 136 | ZIP® UPHOLSTERED STOOL | 200 |
| EXCHANGE® PARTIAL CREDENZA R-[U]-3x2 | 73 | HALSA® DOUBLE | 137 | ZIP® MESH | 201 |
| EXCHANGE® PARTIAL CREDENZA R-[U]-3x4 | 74 | HALSA® DOUBLE FULL ARM | 138 | ZIP® MESH STOOL | 202 |
| EXCHANGE® PARTIAL CREDENZA R-[U]-4x3 | 75 | HALSA® TRIPLE | 139 | ZIP® MESH GUEST | 203 |
| EXCHANGE® FULL CREDENZA 1x1 | 76 | HALSA® TRIPLE FULL ARM | 140 | FOSTER® HOW TO LINK TANDEM CHAIRS | 204 |
| EXCHANGE® FULL CREDENZA 2x2 | 77 | HALSA® SIDE TABLE | 141 | FOSTER® REPLACEMENT PARTS | 205 |
| EXCHANGE® FULL CREDENZA 3x3 | 78 | HALSA® COFFEE TABLE | 142 | EXCHANGE® HALSA® REPLACEMENT PARTS | 206 |
| EXCHANGE® FULL CREDENZA 2x3 | 79 | HALSA® END TABLE | 143 | CONDITIONS OF SALE | 208 |

ASTUTE
REQUISITE
YOU
PRATA
MANTRA
L1
LEVO
TUCK
EXCHANGE
JIF
ENTAIL
CHIROFOR
RAINBOW
INERTIA
AYLES
ZIP
FLUID
FOSTER
PRESTO
THERAPOD
HALSA
EXCHANGE

**AFFORDABLE
INNOVATION.
SERVICE
EXCELLENCE.
FLEXIBILITY.**

Whether we're working, collaborating or learning, we spend a lot of time sitting.

At Allseating, we've spent over three decades designing and manufacturing seating solutions that are more comfortable, innovative and functional for the corporate, education and healthcare vertical markets.

From flexible chairs that accommodate your every move, to affordable and sustainable solutions that adjust to your evolving business needs, our seating solutions work with you, and for you. Plus, you'll find total peace of mind with our customer service and warranty.

YOU WORK. YOU LEARN. YOU SUPPORT.

From versatile chairs that accommodate your every move, to service programs that adjust to your evolving business needs, our seating solutions are designed to work the way you do. This includes:

ACCESSIBLE DESIGN

There's one philosophy that drives the design of all our products: to support any situation, any task, and virtually any budget. The result is that our products have a reputation for being highly adjustable, highly durable and still affordable.

From our Therapod® chair to the revolutionary You® chair to our latest Levo® chair, we have a track-record of designing innovative solutions that change the way we sit. We're proud that many of our chairs have been recognized in international competitions, such as GOOD Design and Best of NeoCon.

MASS CUSTOMIZATION CAPABILITIES

As an independently owned company, we have the flexibility to run the type of business we've always wanted to work for: one that's flexible and nimble. We know every customer has a unique set of requirements, so we've established production practices that allow us to adjust to those needs, but without the cost of 'going custom'.

While we officially have 218 chairs in our line-up, when you add up all the various mechanisms, arm combinations, seat sizes and other options, our Allseating's mass customization capabilities allow for roughly 7-million variations. So you know we have the perfect one for you.

COMMITMENT TO CUSTOMER SERVICE

From spec to delivery to maintenance support, we have earned a reputation as being the easiest, most enjoyable manufacturer to do business with – often surprising our partners with our solutions-driven approach to service, product quality and on-time delivery.

We're proud to be recognized as the Office Furniture Dealers Alliance's Seating Manufacturer of choice, and a big reason for this is our customer-centric approach.

We developed our innovative SpecAll™ online specification tool so you can specify, customize, price, save and share your product from any computer or mobile device. Our entire product library is also available at 2020technologies.com.

While we're proud of our highly intuitive specification technologies, we're always happy to work the way you prefer – including supporting traditional order processes over the phone. Simply call our Sales Support representatives and they will assist on all aspects of our products, and can answer all your specification questions.

THE INDUSTRY'S BEST WARRANTY

When your products are as well engineered as ours, you can back them with the best warranty in the business. Ours is simple: 12 years on all parts and approved labor with a 12 year 24|7 on specified product (10 years on Foster Sleep Chair and Recliners, 3 years on Allseating Pillows).

Of course, we pride ourselves on engineering products that stand up to today's demanding work environments. That said, if something goes wrong, we're known for making it right. So if you receive a product from us that doesn't measure up to your quality standards, we promise to swiftly investigate and solve the problem.

We understand that dealing with warranties is often frustrating. So we developed a dedicated Warranty Response Team to eliminate headaches. They're specially trained to expedite warranty-related issues, so you can get back to business.

DESIGN FOR THE ENVIRONMENT

In addition to being ISO 14001 Certified, the gold standard for helping companies introduce and adopt environmental management systems, Allseating products are Indoor Advantage Gold – Furniture Indoor Air Quality certified, SCS Global Services' highest level of indoor air quality performance for furniture. This certification assures that furniture products support a healthy indoor environment by meeting strict chemical emission limits for volatile organic compounds (VOCs).

To be certified, our products must be tested by independent labs for compliance with the ANSI/BIFMA X7.1 and either ANSI/BIFMA e.3 or CDPH/EHLB Standard Method V1-1 for VOC emissions of concerns.

SCS Global Services has been providing global leadership in third-party quality, environmental and sustainability verification, certification, auditing, testing and standards development for three decades. Its programs span a cross-section of industries, recognizing achievements in green building, product manufacturing, food and agriculture, forestry, power generation, retail, and more.

SCS is accredited to provide services under a wide range of nationally and internationally recognized certification programs. Consistent with its mission, SCS is a chartered benefit corporation and Certified B Corp™, reflecting its commitment to socially and environmentally responsible business practices.

QUICK SHIP

It's one thing to find the right product for the right price, but it's another thing to get it when you need it. We have the most extensive quickship offering in the industry with over 75 percent of our task, conference and guest seating available to be shipped within 72 hours when specified with standard finishes and options (maximum of 25 units per order to qualify).

Most of our Foster collection is also available on Quick Ship with express 5 day shipping when standard finishes and options are selected (maximum of 25 seats per order to qualify; i.e. triple = 3 seats).

Quick Ship timelines exclude weekends and holidays. Simply pick the solution that best suits your needs, choose from any of our any of our carded quick ship fabrics*, and submit your order to Allseating's order entry department via fax at 1 800 272 9911, or email us at orders@allseating.com.

Each product that has a configuration that is eligible for Quick Ship has a QS logo indicating as such at the bottom of the page (as shown below). The QS column on each product page allow you to quickly identify which models/options are eligible for QS.

ENTAIL® MIDBACK

DESIGN: ALLSEATING
NOT ON GSA CONTRACT

BASE PRICE | \$440
90088-NA

| Grade 1/COM | Grade 2 | Grade 3 | Grade 4/COG | Grade 5 | Grade 6 | Grade 7 | Grade 8 | Leather 1 | Leather 2 | Leather 3 |
|-------------|---------|---------|-------------|---------|---------|---------|---------|-----------|-----------|-----------|
| \$480 | \$461 | \$475 | \$493 | \$508 | \$536 | \$568 | \$603 | \$680 | \$714 | \$817 |

FEATURES

- 4.25" opticer
- Seat Slider comes standard
- Smoke or Black nylon base
- Medical seat foam
- Optional adjustable lumbar
- Mesh and aluminum base
- Set to counter includes height adjustable foot ring

CONTROL

- SB: Entail
- S: Midback
- BB: Basic Synchro Tilt (BST)
- NA: No Arms
- WA: Wdr Arms
- BKN: Black Nylon

FRAME FINISH

- ION: MD Mesh | Onyx
- ICM: MD Mesh | Carbon
- MI: MD Mesh (Colors other than Onyx or Carbon)
- M2: MD Mesh
- M3: MD Mesh
- M4: MD Mesh

BACK OPTIONS

- SS: Seat Sliver
- LH: 60mm Hand Surface Carthers
- SC: Sit to Counter (Back Frame Only)
- HS: High Seat 5.9" (Back Frame Only)
- HRC: Head Rest (Fabric matches chair frame)
- HRF: Head Rest (Fabric matches seat fabric)
- AWA: Adjustable Width Backrest | Kach
- LV: Lumbar Lumbar
- SAB: High Profile Aluminum Base
- WC: Knocked Down
- BW: Blanket Wrapped - Fully Assembled (25 Unit Minimum)
- FA: Fully Assembled in Carton (25 Unit Minimum)
- AS: Allseating Standard
- FQ: Special Freight Instructions (Call for Quote)
- GD: Guaranteed Delivery Date and Time (Call for Quote)

OPTIONS

FREIGHT OPTIONS

FREIGHT REQUIREMENTS

NOTES

- Ships knocked down.
- Warranted for users up to 325lbs.
- For Bill and FA freight options, minimum quantities apply, please
- This product meets the requirements set forth in ANSI/BIFMA X5.4-2013.
- Arms, base and casters will match same mesh selection.
- For mesh model code see page 22.
- Composite base will be substituted if HD option is selected.

TO ORDER SIMPLY FILL IN THE BLANKS

90 - 0 - 88

SERIES: BACK STYLE: ARM: FRAME FINISH: BACK OPTION: OPTIONS: FREIGHT OPTION: FREIGHT REQUIREMENTS: FABRIC CODE

ALLSEATING | JANUARY 2021 | UPDATED OCTOBER 31, 2020

QUICKSHIP

FOSTER® GUEST DOUBLE FULL ARM

DESIGN: ALLSEATING
GSA SIN: 33723

BASE PRICE | \$1,819
F1022-OA

| Grade 1/COM | Grade 2 | Grade 3 | Grade 4/COG | Grade 5 | Grade 6 | Grade 7 | Grade 8 | Leather 1 | Leather 2 | Leather 3 |
|-------------|---------|---------|-------------|---------|---------|---------|---------|-----------|-----------|-----------|
| \$1,982 | \$2,001 | \$2,033 | \$2,075 | \$2,111 | \$2,176 | \$2,250 | \$2,332 | \$2,431 | \$2,581 | \$2,831 |

FEATURES

- Open Grid Arms
- 16 Gauge Tubular Steel Frame
- Seat Frame
- High Density Seat Foam
- Leans, lock and mercury free
- Flex Back
- Active Seat Suspension
- Wallsway Frame Design
- Black non-scurring polyethylene glides
- Arm caps designed for easy ingress and egress

LEG

- FD: Mesh
- F1: Upholstered
- 0: Midback
- 22: Double with Full Arms
- OA: Open Arm
- CA: Closed Arm
- NC: No Cap
- TP: Taupe Polyurethane
- GR: Gray Polyurethane
- BK: Black Polyurethane
- NRM: Hand Block Maple Wood Cap
- PC: Rustic Cherry Wood Cap
- CP: Chocolate Pear Wood Cap
- BM: Bronze Matte
- SVR: Silver
- MC: Metallic Gunmetal
- M2: MD Mesh (not all colors are Q1)
- M3: MD Mesh
- IC: Cast Iron
- MB: Multicolor Barrier (Seat only)
- CL: CL T8133 (MESH)
- CA: CA T8133 (UPH)
- BW: Blanket Wrapped - Fully Assembled (25 seat minimum)
- RD: Knocked Down
- AS: Allseating Standard
- FQ: Special Freight Instructions (Call for Quote)
- GD: Guaranteed Delivery Date and Time (Call for Quote)

FRAME FINISH

- ION: MD Mesh | Onyx
- ICM: MD Mesh | Carbon
- MI: MD Mesh (Colors other than Onyx or Carbon)
- M2: MD Mesh
- M3: MD Mesh
- M4: MD Mesh

BACK MESH (if Applicable)

- SS: Seat Sliver
- LH: 60mm Hand Surface Carthers
- SC: Sit to Counter (Back Frame Only)
- HS: High Seat 5.9" (Back Frame Only)
- HRC: Head Rest (Fabric matches chair frame)
- HRF: Head Rest (Fabric matches seat fabric)
- AWA: Adjustable Width Backrest | Kach
- LV: Lumbar Lumbar
- SAB: High Profile Aluminum Base
- WC: Knocked Down
- BW: Blanket Wrapped - Fully Assembled (25 Unit Minimum)
- FA: Fully Assembled in Carton (25 Unit Minimum)
- AS: Allseating Standard
- FQ: Special Freight Instructions (Call for Quote)
- GD: Guaranteed Delivery Date and Time (Call for Quote)

OPTIONS

FREIGHT OPTIONS

FREIGHT REQUIREMENTS

NOTES

- Ships knocked down.
- Warranted for users up to 500 lbs/ per seat
- When graded in combination upholstery is selected, use the highest grade upholstery selected. Please provide the fabric specified and a description of where each fabric is to be applied on the product.
- This product meets the requirements set forth in ANSI/BIFMA X5.1-2013.
- Maximum order quantities apply to Quick Ship program, contact Sales Support for details.

TO ORDER SIMPLY FILL IN THE BLANKS

90 - 0 - 22

SERIES: BACK STYLE: LEG: ARM: ARM CAP FINISH: FRAME FINISH: BACK MESH: OPTIONS: FREIGHT OPTION: FREIGHT REQUIREMENTS: FABRIC CODE - SEAT: FABRIC CODE - BACK & CLOSED ARM

ALLSEATING | JANUARY 2021 | UPDATED NOVEMBER 2, 2020

QUICKSHIP

*SOME EXCEPTIONS MAY APPLY.

QUICKSHIP

INFO
PILLOWS
ASTUTE
ATLES
CHIROFORM
DONE
EIGHTY TWO
ENTAIL
EXCHANGE
FLUID
FOSTER
HALSA
INERTIA
JIF
L1
LEVO
MANTRA
MULTI
PRATA
PRESTO
RAINBOW
RAY
REQUEST
THERAPOD
TUCK
YOU
ZIP

ONLINE SPECIFICATION HAS NEVER BEEN EASIER.

We're constantly developing new and evolving existing products - so no matter how much planning goes into this price book, details can change. That's why we developed SpecAll™ – a convenient online tool that enables you to specify and price your product in real-time without ever leaving the comfort of your chair.

It really is that easy. Simply visit allseating.com, choose your chair and customize it by selecting your preferred options, fabrics and finishes. When you're done you can email it, or save it for future reference.

- 1 | We start with the base model.
- 2 | Change and customize your chair's mechanism, armstyle, finish and any other options available for your model.
- 3 | Choose your textile by clicking on the fabric thumbnail.
- 4 | Share with colleagues, add to your wish list, print or email your model.
- 5 | Need More?? Online Product Support includes product specifications, supporting documentation, video and image library.

72in EXPRESS BUILD AND PRICE IN SPECALL™

| MODEL CODE | LIST PRICE |
|---|-------------|
| 8088-WA-BKN-10N-KD-F-000AN | \$475 |
| CONTROLS | CODE |
| BASIC SYNCHRO TILT | BS |
| ARMS | |
| WITH ARM | WA |
| FRAME FINISH | |
| BLACK NYLON | BKN |
| BACK STYLE | |
| M1 QNYX + CARBON | |
| BACK MESH | |
| QNYX | 10N |
| OPTIONS | |
| SEAT SLIDER (INCLUDED) | |
| BASE | |
| BLACK NYLON | |
| CASTERS + GLIDES | |
| CARPET CASTERS STANDARD | |
| SEAT FABRIC | |
| OASIS ALLSEATING PROPRIETARY - CLOUD DANCER | F-000AN |
| FREIGHT OPTIONS | |
| KNOCKED DOWN | KD |

[Add to Wishlist](#)
[Print](#)
[Email](#)
[Save Image](#)
[Download PDF](#)

FEATURES + NOTES
 Indoor Air Quality Certified Level 2
DIMENSIONS
 Overall: 37" x 40.75" x 33.5" W | 23.5"D
 Seat: 19" x 20.5" | 18.25" W | 18"D
 Back: 20.75" W | 18.75" H
FABRIC
 200+ textiles to choose from
DOCUMENTS + CADS
[Product Brochure](#)
[2D CAD Drawings](#)
[3D CAD Drawings](#)
[Indoor Advantage™ Gold](#)

ALLSEATING EMBASSY DIV. MULTI-CITY POPUP TOUR
 © 2018 ALLSEATING CORPORATION. ALL RIGHTS RESERVED. [FRENCH RESOURCES](#) [TERMS OF USE](#)

GROUP PURCHASING ORGANIZATIONS

Allseating has contracted purchasing agreements with Premier and Vizient. For more information, please contact your local Allseating dealer or your Allseating representative.

GENERAL GUIDELINES:

Standard dealer discount applies until an SQ is given. Freight is included. Delivery, install and design are added charges by the dealer. Dealer has the authority to sell less than the contracted price.

PREMIER

Contract Number: PP-FA-631
 Term: January 1, 2018 - December 31, 2020
 Quotes based Current Price List
 Tier is based on member sell price and calendar year accumulated purchases.

Premier Member Pricing:

Tier 1: up to \$75,000 = 55% off list
 Tier 2: \$75,001 - \$125,000 = 56% off list
 Tier 3: \$125,001 = Negotiable

VIZIENT

Contract Number: CE3371
 Term: May 1, 2019 - April 30, 2022
 Quotes based on Current List Price.
 Tier is based on member sell price and calendar year accumulated purchases.

Vizient Member Pricing:

Tier 1: up to \$25,000 = 54% off of list
 Tier 2 \$25,001 - \$100,000 = 55% off of list
 Tier 3 \$100,001 – 200,000 = 56% off of list
 Tier 4: \$200,001+ = Negotiable

GENERAL SERVICES ADMINISTRATION

When the federal supply schedule contract delivery period does not meet the bona fide urgent delivery requirements of an ordering activity, the ordering activity is encouraged, if time permits, to contact the contractor for the purpose of obtaining accelerated delivery. The contractor shall reply to the inquiry within three (3) business days after receipt. (Telephonic replies shall be confirmed by the contractor in writing.) If the contractor offers an accelerated delivery time acceptable to the ordering activity, any order(s) placed pursuant to the agreed upon accelerated delivery time frame shall be delivered within this shorter delivery time and in accordance with all other terms and conditions of the contract.

CONTRACT NUMBER

GS-29F-004AA

AWARD SPECIAL ITEM NUMBERS

SIN 33721, 339113H
 SIN OLM

DUNS NUMBER

243651288

CAGE CODE

3AC60

FEIN#

98-011-0664

CONTRACT PERIOD

January 10, 2018 - January 10, 2023

BUSINESS SIZE

Other than Small Business

TIME OF DELIVERY

30- 90 days ARO or sooner

GEOGRAPHICAL COVERAGE

48 Contiguous States and District of Columbia

ORDERING ADDRESS

Allseating Corporation
 5800 Avebury Road, Unit 2
 Mississauga, ON L5R 3M3 Canada
 Head Office Phone: 1-800-563-3502
 Head Office Fax: 1-800-272-9911

PAYMENT ADDRESS

Same as Ordering Address

CURRENT CATALOGS

Allseating 2020 Commercial + GSA Price List

DISCOUNT

List Price Discount
 \$0 to \$100,000 60%
 \$100,001 to \$300,000 62%
 \$300,001 to \$500,000 64%
 \$500,001 and Above Negotiable

FOB: Destination freight prepaid to 48 contiguous states. Additional shipping fees may apply if a U.S. Driver is required.

PAYMENT TERMS

1% 20, Net 30 days | Government purchase cards accepted above and below the micro-purchase threshold. Forms must be filled out and signed with electronic time stamp or signed and scanned.

MINIMUM ORDER

MINIMUM \$50.00 | MAXIMUM \$250,000 33721, \$500,000 339113H

PRODUCTION POINT

Mississauga, Ontario, Canada

CONDITIONS OF SALE

Warranty: 12 year on parts and labor.

CANCELLATION CHARGE

No cancellation charge prior to production. After production, only actual costs incurred that cannot be recovered through resale of the merchandise in a reasonable length of time (six months).

RESTOCKING CHARGE

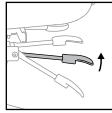
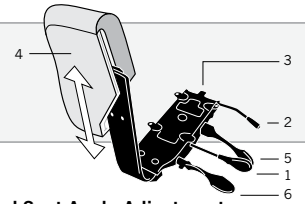
20% (On approval)

INFO
 PILLOWS
 ASUITE
 AXLES
 CHAIRFORM
 DONE
 EIGHTY TWO
 ENTAIL
 EXCHANGE
 FLUID
 FOSTER
 HALSA
 INERTIA
 JIF
 LI
 LEVO
 MANTRA
 MULTI
 PRATA
 PRESTO
 RAINBOW
 RAY
 REQUISITE
 THERAPOD
 TUCK
 YOU
 ZIP

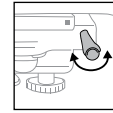
CONTROLS

DELUXE TILTER HEAVY DUTY (DJ/DH) - 11

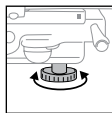
Overview: Task applications which require extensive adjustability. Center pivot tilting action with infinite tilt lock. Suitable for chairs with independent seat and back construction.



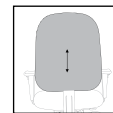
1 | Seat Height Adjustment
To raise the chair, lift the paddle up while lifting your weight from the seat until you reach the desired height. Release the paddle to lock into place. To lower the chair, lift the paddle up allowing your weight to push the seat down to the desired height. Release the paddle to lock into place.



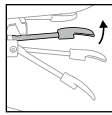
2 | Forward Seat Angle Adjustment
To engage forward seat tilt, recline slightly in the chair and roll the bar backwards. As you bring the chair back to an upright position, the seat of the chair will angle forward. To disengage forward seat tilt, recline slightly in the chair and roll the bar forwards. As you bring the chair back to an upright position, the seat will return to a neutral position.



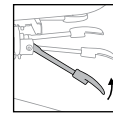
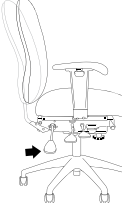
3 | Tension Control
Leaning back in the chair, decide if the resistance of the chair is comfortable. If it is too loose, rotate the tension knob counter-clockwise. If the chair has too much resistance, turn the knob clockwise.



4 | Back Height Adjustment
To adjust back height, lean forward and grasp the sides of the outside back. To raise, slide the back up. To lower, slide it all the way to the top and then lower to desired height. Release to lock in place.



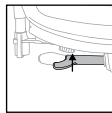
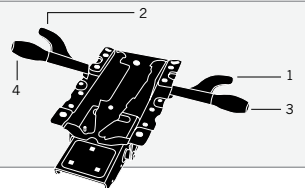
5 | Infinite Tilt Lock
To adjust the recline angle, pull the paddle up to unlock it. Recline to the desired position and push the paddle down to lock in place.



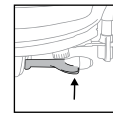
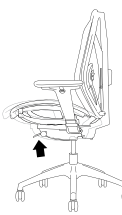
6 | Back Angle Adjustment
To increase the angle of the back, lift the paddle up while putting your weight on the back of the chair until you reach the desired angle. Release the paddle to lock into place. To decrease the angle of the back, lift the paddle up while removing your weight from the back until you reach the desired angle. Release the paddle to lock into place.

DELUXE SYNCHRO TILT (DST) - 12

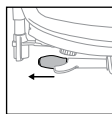
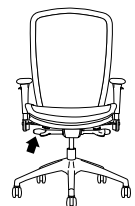
Overview: Task applications, which require extensive adjustability. Suitable for chairs with independent seat and back construction. Synchronized tilting action allows user's feet to remain on the floor as they tilt backwards. Side-activated tension for ease of adjustment. "J-Bar" construction provides enhanced visual appeal.



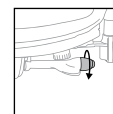
1 | Seat Height Adjustment
To raise the chair, lift the paddle up while lifting your weight from the seat until you reach the desired height. Release the paddle to lock into place. To lower the chair, lift the paddle up allowing your weight to push the seat down to the desired height. Release the paddle to lock into place.



2 | Seat Depth Adjustment (Optional)
To adjust the seat depth, lift up on paddle and simultaneously lift your weight from the seat while sliding the seat forward or backward. Release the paddle to lock the seat in place.



3 | Tension Control
Leaning back in the chair, decide if the resistance of the chair is comfortable. If it is too loose, rotate the tension knob counter-clockwise. If the chair has too much resistance, turn the knob clockwise.

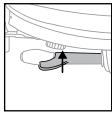
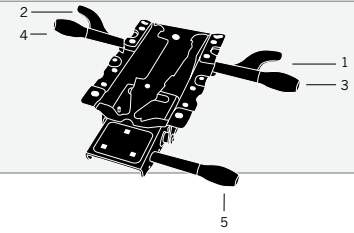


4 | Tilt Lock
To adjust the recline angle, twist knob forward to unlock it. Recline to the desired position and twist knob backwards to lock in place.

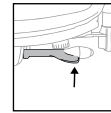
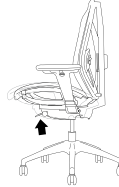
CONTROLS

DELUXE SYNCHRO TILT W/BACK ANGLE (DST2) - 18

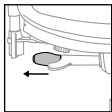
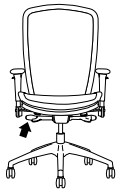
Overview: Task applications, which require extensive adjustability. Suitable for chairs with independent seat and back construction. Synchronized tilting action allows user's feet to remain on the floor as they tilt backwards. Side-activated tension for ease of adjustment. "J-Bar" construction provides enhanced visual appeal.



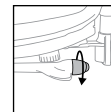
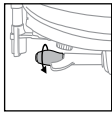
1 | Seat Height Adjustment
To raise the chair, lift the paddle up while lifting your weight from the seat until you reach the desired height. Release the paddle to lock into place.
To lower the chair, lift the paddle up allowing your weight to push the seat down to the desired height. Release the paddle to lock into place.



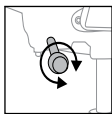
2 | Seat Depth Adjustment (Optional)
To adjust the seat depth, lift up on paddle and simultaneously lift your weight from the seat while sliding the seat forward or backward. Release the paddle to lock the seat in place.



3 | Tension Control
Leaning back in the chair, decide if the resistance of the chair is comfortable. If it is too stiff, pull knob out and rotate counter-clockwise. If the chair does not provide enough resistance, turn the knob clockwise.



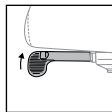
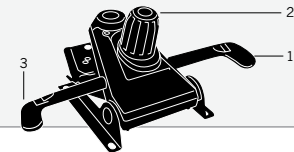
4 | Tilt Lock
To adjust the recline angle, twist knob forward to unlock it. Recline to the desired position and twist knob backwards to lock in place.



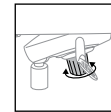
5 | Back Angle Adjustment
To increase the angle of the back, rotate the knob in clockwise motion until desired angle is reached.
To decrease the angle of the back, rotate the knob in a counter-clockwise motion.

KNEE TILT (KT2) - 25

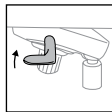
Overview: For use in boardroom, executive and management applications. Suitable for chairs with combined seat and back construction.



1 | Seat Height Adjustment
To raise the chair, lift the paddle up while lifting your weight from the seat until you reach the desired height. Release the paddle to lock into place.
To lower the chair, lift the paddle up allowing your weight to push the seat down to the desired height. Release the paddle to lock into place.



2 | Tension Control
Leaning back in the chair, decide if the resistance of the chair is comfortable. If it is too loose, rotate the tension knob counter-clockwise. If the chair has too much resistance, turn the knob clockwise.

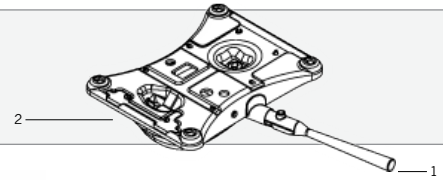


3 | Tilt Lock
To adjust the recline angle, pull the paddle up to unlock it. Recline to the desired position and push the paddle down to lock in place.

CONTROLS

ENHANCED TILT - 15

Overview: Applications which require moderate adjustability. Center Pivot Tilting action with lock in upright position only.



1 | Seat Height Adjustment

To raise the chair, lift the paddle up while lifting your weight from the seat until you reach the desired height. Release the paddle to lock into place. To lower the chair, lift the paddle up allowing your weight to push the seat down to the desired height. Release the paddle to lock into place.



3 | Tilt Lock

To adjust the chair tilt, pull the paddle out to unlock it. Recline to the desired position. Push the paddle in to lock in the upright position only.

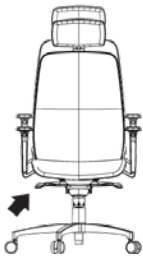
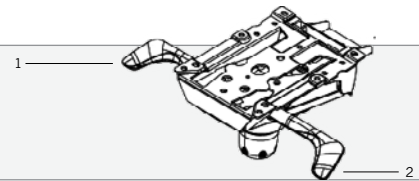


2 | Tension Control

Leaning back in the chair, decide if the resistance of the chair is comfortable. If it is too stiff, rotate the tension knob counter-clockwise. If the chair does not provide enough resistance, turn the knob clockwise.

SYNCHRO TILT - 24

Overview: Task applications which require extensive adjustability. Suitable for chairs with independent seat and back construction. Synchronized tilting action allows user's feet to remain on the floor as they tilt backwards.



1 | Seat Height Adjustment

For desired seat height use the lever under the right side of the seat. To raise the seat, lift the lever up while taking your weight off the chair. To lower the seat, stay seated and lift the lever. Release the lever when you reach the desired height.



3 | Tension Control

For tension, adjust by turning tension knob clockwise to tighten and counterclockwise to loosen.



2 | Seat Depth Adjustment (Optional)

The integrated seat slider control is naturally accessible under the right side of the seat. Push the button in and slide to the desired position. Release to lock the seat in place.



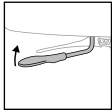
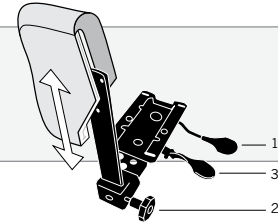
4 | Tilt Lock

To lock the recline of the backrest, lean back to the desired position, push the tilt lock lever down to lock in place. To release, pull the lever up to unlock.

CONTROLS

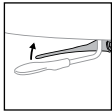
POSTURE BACK (P) - 30

Overview: Task applications which require moderate and affordable adjustability. Suitable for chairs with independent seat and back construction. Suitable for stool applications.



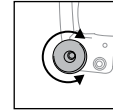
1 | Seat Height Adjustment

To raise the chair, lift the paddle up while lifting your weight from the seat until you reach the desired height. Release the paddle to lock into place. To lower the chair, lift the paddle up allowing your weight to push the seat down to the desired height. Release the paddle to lock into place.



3 | Back Angle Adjustment

To increase the angle of the back, lift the paddle up while putting your weight on the back of the chair until you reach the desired angle. Release the paddle to lock into place. To decrease the angle of the back, lift the paddle up while removing your weight from the back until you reach the desired angle. Release the paddle to lock into place.

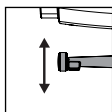
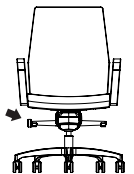


2 | Back Height Adjustment

To increase the height of the back, rotate the knob in a counter-clockwise motion to release the back. Lift back up to the desired height and tighten the knob by turning it clockwise. To lower the back height, rotate the knob in a counter-clockwise motion to release the back. Lower the back to the desired height and tighten the knob by turning it clockwise.

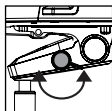
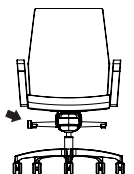
SYNCHRO TILT (TS70) - 32

Overview: Task applications which require moderate and affordable adjustability. Suitable with chairs with separate seat and back construction. Central pivot tilting action with lock in upright position only.



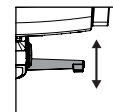
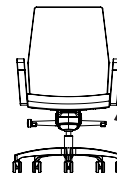
1 | Seat Height Adjustment

To raise the chair, lift the lever while lifting your weight from the seat until you reach the desired height. Push lever back to lock into place. To lower the chair, lift lever while allowing your weight to push the seat down to the desired height. Push lever back to lock into place.



2 | Tension Control

Leaning back in the chair, decide if the resistance of the chair is comfortable. If it is too stiff, turn hand-wheel clockwise to increase tension and counter clockwise to reduce tension.

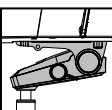
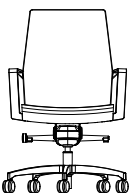
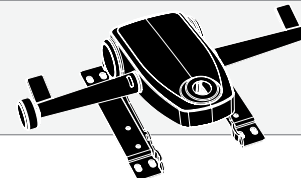


3 | Tilt Lock (4 positions)

To adjust the recline angle, lift lever to unlock it. Recline to the desired position and push down on lever to lock in place.

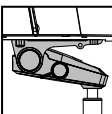
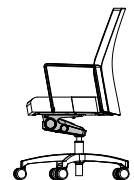
KNEE-TILT (KT3) -35

Overview: For use in conference rooms, executive and management spaces. Suitable for chairs with combined seat and back construction. Side tension control provides a solid ergonomic solution to users.



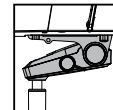
1 | Seat Height Adjustment

To raise the chair, lift the paddle up while lifting your weight from the seat until you reach the desired height. Release the paddle to lock into place. To lower the chair, lift the paddle up allowing your weight to push the seat down to the desired height. Release the paddle to lock into place.



3 | Tilt Lock

To adjust the recline angle, pull the paddle up to unlock it. Recline to the desired position and push the paddle down to lock in place.



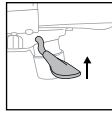
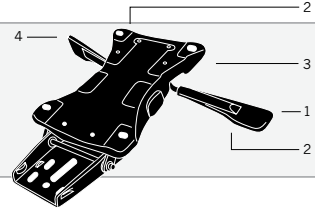
2 | Tension Control

Leaning back in the chair, decide if the resistance of the chair is comfortable. If it is too stiff, rotate the tension knob counter-clockwise. If the chair does not provide enough resistance, turn the knob clockwise.

CONTROLS

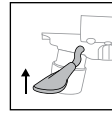
SYNCHRO TILT (ST) - 40

Overview: Task applications which require extensive adjustability. Suitable for chairs with independent seat and back construction. Synchronized tilting action allows user's feet to remain on the floor as they tilt backwards. "J-Bar" construction provides enhanced visual appeal.



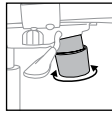
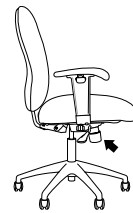
1 | Seat Height Adjustment

To raise the chair, lift the paddle up while lifting your weight from the seat until you reach the desired height. Release the paddle to lock into place. To lower the chair, lift the paddle up allowing your weight to push the seat down to the desired height. Release the paddle to lock into place.



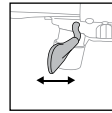
2 | Seat Depth Adjustment (Optional)

To adjust the seat depth, lift up on paddle and simultaneously lift your weight from the seat while sliding the seat forward or backward. Release the paddle to lock the seat in place.



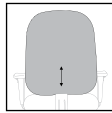
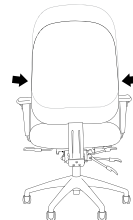
3 | Tension Control

Leaning back in the chair, decide if the resistance of the chair is comfortable. If it is too stiff, rotate the tension knob counter-clockwise. If the chair does not provide enough resistance, turn the knob clockwise.



4 | Tilt Lock

To adjust the recline angle, push the paddle forwards to unlock it. Recline to the desired position and push the paddle back to lock in place.



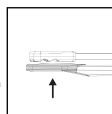
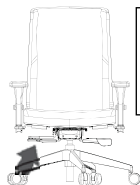
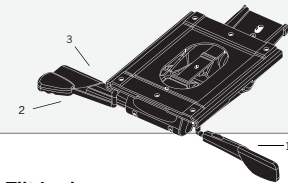
5 | Back Height Adjustment (Optional)

To adjust back height, lean forward and grasp the sides of the outside back. To raise, slide the back up. To lower, slide the back all the way to the top then back to the bottom to reset it. Raise slowly in increments until desired height is reached.

Note: Fluid and Zip do not have this feature.

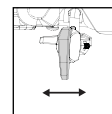
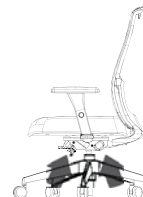
DYNAMIC SYNCHRO TILT (DYT) - 46

Overview: Task applications which require moderate adjustability. The Dynamic Synchro mechanism adjusts the tilt tension based on the weight of the user when reclining.



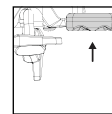
1 | Seat Height Adjustment

To raise the chair, lift the paddle up while lifting your weight from the seat until you reach the desired height. Release the paddle to lock into place. To lower the chair, lift the paddle up allowing your weight to push the seat down to the desired height. Release the paddle to lock into place.



2 | Tilt Lock

To adjust the recline angle, push the paddle down to unlock it. Recline to the desired position. Pull the paddle up to lock in the upright position.



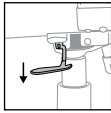
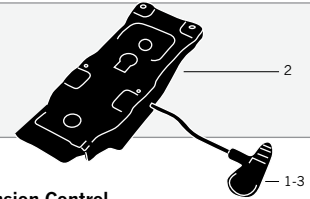
3 | Seat Slider

To adjust the seat depth, pull the paddle up to unlock it and adjust to the desired position. Release the paddle.

CONTROLS

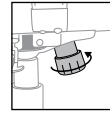
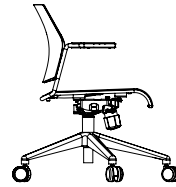
BASIC TILT - 57

Overview: Task applications which require moderate and affordable adjustability. Suitable with chairs with separate seat and back construction. Central pivot tilting action with lock in upright position only.



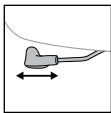
1 | Seat Height Adjustment

To raise the chair, lift the paddle up while lifting your weight from the seat until you reach the desired height.
Release the paddle to lock into place.
To lower the chair, lift the paddle up allowing your weight to push the seat down to the desired height.
Release the paddle to lock into place.



2 | Tension Control

Leaning back in the chair, decide if the resistance of the chair is comfortable. If it is too stiff, rotate the tension knob counter-clockwise. If the chair does not provide enough resistance, turn the knob clockwise.

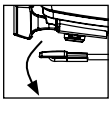
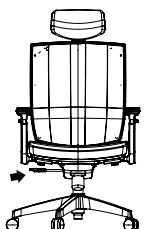
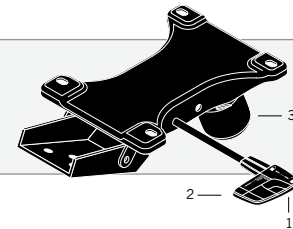


3 | Tilt Lock

To adjust the chair tilt, pull the paddle out to unlock it. Recline to the desired position and push the paddle in to lock in place.

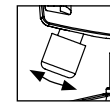
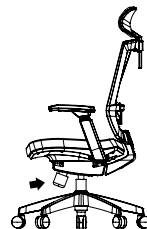
BASIC SYNCHRO TILT WITH SEAT SLIDER (ST) - 88

Overview: Task applications which require moderate adjustability. Suitable for chairs with separate seat and back construction.



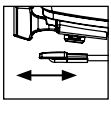
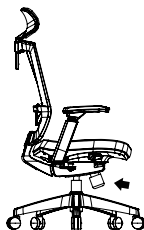
1 | Seat Height Adjustment

To raise, push the paddle down while taking your weight off the chair. To lower, stay seated and push the paddle down. Release when you reach the desired height.



3 | Tilt Tension

Adjust by turning the knob clockwise to loosen and counter-clockwise to tighten.



2 | Tilt Lock

To adjust the chair tilt, pull the paddle out to unlock, recline to desired position, push the paddle in to lock.

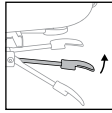
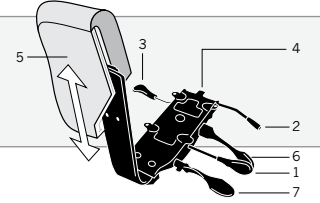
4 | Seat Depth Adjustment

Pull lever, located under the chair on the right side, outward to unlock.
Slide into desired position and release to lock into place.

CONTROLS

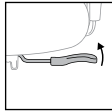
DELUXE TILT J-BAR (DJ) - 80

Overview: Task applications which require extensive adjustability. Center pivot tilting action with infinite tilt lock. Suitable for chairs with independent seat and back construction. "J-Bar" construction provides enhanced visual appeal.



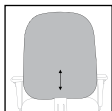
1 | Seat Height Adjustment

To raise the chair, lift the paddle up while lifting your weight from the seat until you reach the desired height. Release the paddle to lock into place. To lower the chair, lift the paddle up allowing your weight to push the seat down to the desired height. Release the paddle to lock into place.



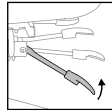
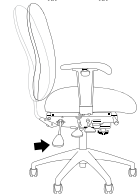
3 | Seat Depth Adjustment (Optional)

To adjust the seat depth, lift up on paddle and simultaneously lift your weight from the seat while sliding the seat forward or backward. Release the paddle to lock the seat in place.



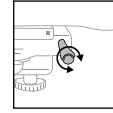
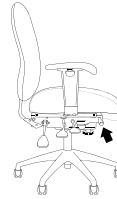
5 | Back Height Adjustment

To adjust back height, lean forward and grasp the sides of the outside back. To raise, slide the back up. To lower, slide it all the way to the top and then lower to desired height. Release to lock in place.



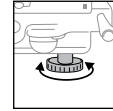
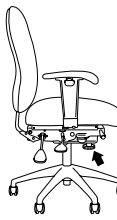
7 | Back Angle Adjustment

To increase the angle of the back, lift the paddle up while putting your weight on the back of the chair until desired angle. Release the paddle to lock. To decrease the angle of the back, lift the paddle up while removing your weight from the back until you reach the desired angle. Release the paddle to lock into place.



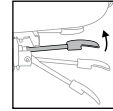
2 | Forward Seat Angle Adjustment

To tilt the seat forward, first recline slightly in the chair and then rotate handle clockwise until desired angle is reached. To return to a neutral position, rotate handle counter-clockwise.



4 | Tension Control

Leaning back in the chair, decide if the resistance of the chair is comfortable. If it is too stiff, rotate the tension knob counter-clockwise. If the chair does not provide enough resistance, turn the knob clockwise.



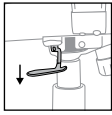
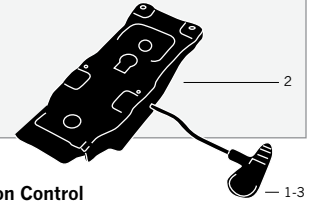
6 | Infinite Tilt Lock

To adjust the recline angle, pull the paddle up to unlock it. Recline to the desired position and push the paddle down to lock in place.

CONTROLS

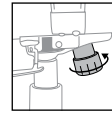
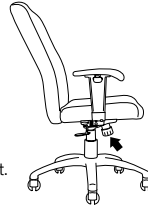
BASIC SYNCHRO-TILT 4 (BT4) - 89

Overview: Task applications which require moderate and affordable adjustability. Suitable for chairs with separate seat and back construction. Synchro-Tilt action with lock in upright position only.



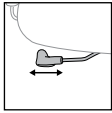
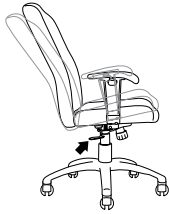
1 | Seat Height Adjustment

To raise the chair, lift the paddle up while lifting your weight from the seat until you reach the desired height. Release the paddle to lock into place. To lower the chair, lift the paddle up allowing your weight to push the seat down to the desired height. Release the paddle to lock into place.



2 | Tension Control

Leaning back in the chair, decide if the resistance of the chair is comfortable. If it is too stiff, rotate the tension knob counter-clockwise. If the chair does not provide enough resistance, turn the knob clockwise.

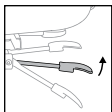
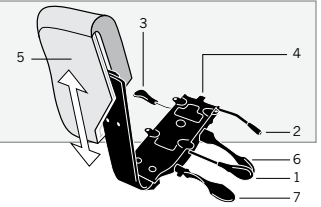


3 | Tilt Lock

To adjust the chair tilt, pull the paddle out to unlock it. Recline to the desired position. Push the paddle in to lock in the upright position only.

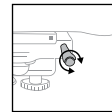
VALUE PLUS (VP) - 90

Overview: Task applications which require extensive adjustability. Center pivot tilting action with infinite tilt lock. Suitable for chairs with independent seat and back construction. "J-Bar" construction provides enhanced visual appeal.



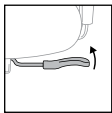
1 | Seat Height Adjustment

To raise the chair, lift the paddle up while lifting your weight from the seat until you reach the desired height. Release the paddle to lock into place. To lower the chair, lift the paddle up allowing your weight to push the seat down to the desired height. Release the paddle to lock into place.



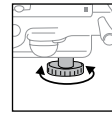
2 | Forward Seat Angle Adjustment

To tilt the seat forward, first recline slightly in the chair and then rotate handle clockwise until desired angle is reached. To return to a neutral position, rotate handle counter-clockwise.



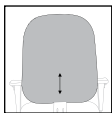
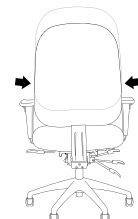
3 | Seat Depth Adjustment

To adjust the seat depth, lift up on paddle and simultaneously lift your weight from the seat while sliding the seat forward or backward. Release the paddle to lock the seat in place.



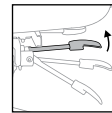
4 | Tension Control

Leaning back in the chair, decide if the resistance of the chair is comfortable. If it is too stiff, rotate the tension knob counter-clockwise. If the chair does not provide enough resistance, turn the knob clockwise.



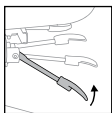
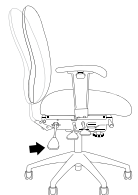
5 | Back Height Adjustment

To adjust back height, lean forward and grasp the sides of the outside back. To raise, slide the back up. To lower, slide it all the way to the top and then lower to desired height. Release to lock in place.



6 | Infinite Tilt Lock

To adjust the recline angle, pull the paddle up to unlock it. Recline to the desired position and push the paddle down to lock in place.

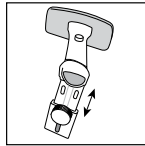
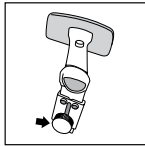


7 | Back Angle Adjustment

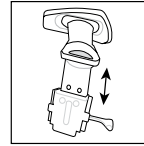
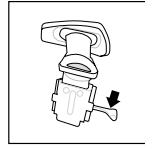
To increase the angle of the back, lift the paddle up while putting your weight on the back of the chair until desired angle. Release the paddle to lock. To decrease the angle of the back, lift the paddle up while removing your weight from the back until you reach the desired angle. Release the paddle to lock into place.

ARM ADJUSTMENTS

ARM WIDTH OPTION SPECIFICATIONS



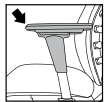
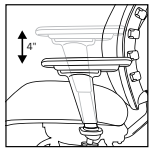
AWK: Arm width adjustment with a turn knob.
Available for:
NA (No Arms), AT, WA, T2, 4D, MF, TW.



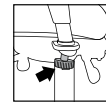
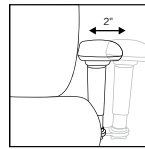
AWL: Arm width adjustment with lever.
Available for: T2, 4D and TW only.
Not available with AT arms or products with a shroud.
Standard with MF Arms.

MULTI-FUNCTIONAL ARM - MF

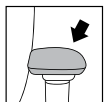
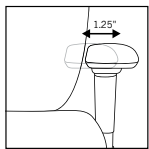
(Adjustable 4" height, pivots and slides side to side and front to back)



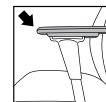
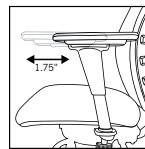
Arm Height Adjustment
To increase the arm height, press the button on the outside of the arm and pull up on the arm until the desired height is reached. To lower the arm height, press the button again until desired height is reached and release the button.



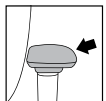
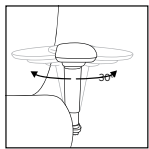
Width Adjustment
To adjust the arm width, loosen the knob found under the seat, move the arm to the desired width and tighten the knob to lock in place.
AWL is standard, AWK optional on some models.



Arm Cap Adjustment - Side to Side
Arm caps can be moved inward or outward by pressing the button on the inside of the arm cap and sliding the cap in the desired position.



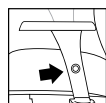
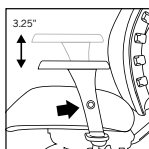
Arm Cap Adjustment - Front to Back
To change arm cap depth, press the button on the inside of the arm cap and slide forwards or backwards to desired position.



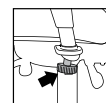
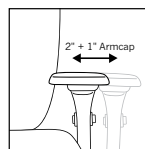
Arm Cap Adjustment - Pivot
To change the angle of the arm cap, press the button on the inside of the arm cap and twist the arm cap either left or right.

4 DIMENSIONAL ARM - 4D

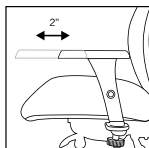
(Adjustable 3.25" height, cap pivots inwards and slides side to side and front to back (width adjustment optional))



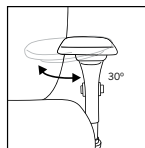
Arm Height Adjustment
To adjust the arm height, push the button in and move the arm to the desired height. Release the button to lock in place.



Width Adjustment (Optional)
To adjust the arm width, loosen the knob found under the seat, move the arm to the desired width and tighten the knob to lock in place.
AWK and AWL available on most models.
Note: Optional on some models



Arm Cap Adjustment - Front and Back
Arm caps can be moved in or out by sliding the cap in the desired direction.

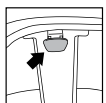
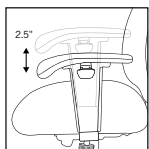


Arm Cap Adjustment - Side to Side
Arm caps can be moved in or out by sliding the cap in the desired direction.

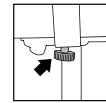
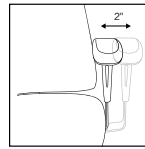
Pivot Inwards
Arm caps can be moved in or out by sliding the cap in the desired direction.

ADJUSTABLE T ARM - AT

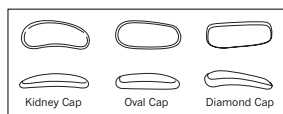
(Adjustable 2.5" height (width adjustment optional))



Arm Height Adjustment
To adjust the arm height, push the button up and move the arm to the desired height. Release the button to lock in place.



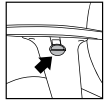
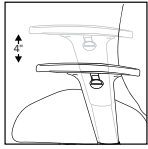
Arm Width Adjustment (Optional)
To adjust the arm width, loosen the knob found under the seat, move the arm to the desired width and tighten the knob to lock in place.
AWK is standard, AWL not available with this arm.
Note: Optional on some models



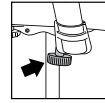
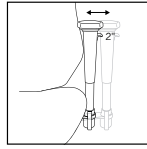
ARM ADJUSTMENTS

TASK 2 ARM - T2

(Adjustable 4" height (width adjustment optional))



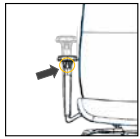
Arm Height Adjustment
To adjust the arm height, push the button up and move the arm to the desired height. Release the button to lock in place.



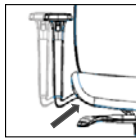
Arm Width Adjustment (Optional)
To adjust the arm width, loosen the knob found under the seat, move the arm to the desired width and tighten the knob to lock in place. AWK and AWL available on most models.

L1 WITH ARM - WA

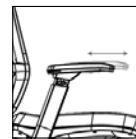
(Adjustable 4" height)



Arm Height Adjustment
To adjust the arm height, push the button in at the front of the arm and move the arm to the desired height. Release the button to lock in place.



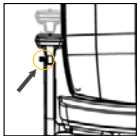
Arm Width Adjustment
To adjust the arm width, pull the lever open to unlock the arm, move the arm to the desired width and close the lever to lock in place.



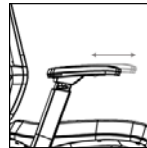
Arm Cap Adjustment - Front and Back
Arm caps can be moved forward or backwards by sliding the cap in the desired direction.

ENTAIL WITH ARM - WA

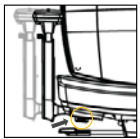
(Adjustable 4" height)



Arm Height Adjustment
To adjust the arm height, press the lever located under the arm cap to raise or lower the arm. Release the lever to lock in place.



Arm Cap Adjustment - Front and Back
Arm caps can be moved forward or backwards by sliding the cap in the desired direction.



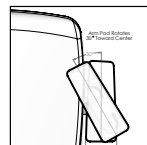
Arm Width Adjustment
To adjust the arm width, loosen the knob found under the seat, move the arm to the desired width and tighten the knob to lock in place.

PROPRIETARY DUAL ARM - L2

(Adjustable 2.5" height and rotates 30° inward)



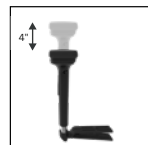
Arm Height Adjustment
To adjust the arm height, press the button on the outside of the arm and pull the arm pad up to the desired height. There are 6 positions of height.



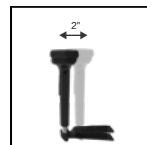
Arm Cap Adjustment
Arm caps can be tilted inward to provide forearm support.

T7 ARM - T7

(Adjustable 4" height and rotates 360°, width adjustment included)



Arm Height Adjustment
To adjust the arm height, push the button in on the side and move the arm to the desired height. Release the button to lock in place.



Arm Width Adjustment
To adjust the arm width, loosen the knob found under the seat, move the arm to the desired width and tighten the knob to lock in place.



Arm Cap Adjustment
To adjust the arm cap inward, slide the arm cap to the desired position.



Arm Cap Swivel Adjustment
Arm caps can be rotated 360 degrees. Simply rotate to the desired position.

CUSTOMER'S OWN MATERIAL (COM)/LEATHER (COL)

For any COM fabric application, please request the official COM notification form QSF 182. One memo sample (6" x 6") of all COM/COL fabrics must be submitted for approval with the following information:

1. Customer Purchase Order
2. Chair Name/Model Code/Quantity
3. Fabric Supplier
4. Fabric Name/Number/Color
5. Ship To: address

Memo samples to be shipped to:

ALLSEATING CORPORATION
 Attn: Customer Service Department
 5800 Avebury Road, Unit #3
 Mississauga, ON L5R 3M3
 CANADA

Allseating is not responsible for the return of samples; nor the durability, color inaccuracies, dye lot variations, tailoring quality or other defects of any COM/COL.

Upon application approval of COM/COL, fabric must be sent to corporate headquarters with the following:

1. COM/COL Notification Form
2. Commercial Invoice
3. NAFTA Certificate – If shipment originates from the U.S.A.
4. Your company name & contact person
5. Your purchase order number

On your Purchase Order, the following information must be supplied to the factory regarding COM/COL fabric:

1. Manufacturer's name
2. Correct model number to which COM or COL is to be applied
3. A sample (6" x 6") of the COM or COL
4. Instructions for proper application
5. Manufacturer's pattern and color number
6. Correct side of fabric

When no instructions are received with your COM or COL, Allseating will use our own judgment with no recourse. Extended lead times may occur if COM or COL is not properly identified when received by Allseating. Allseating is not responsible for any unclaimed COM/COL 30 days beyond shipment of goods.

COM yardage shown in the Price Catalog is based on single chair requirements. For multiples, the yardage may be reduced, please call Customer Service for details. Regular COM orders will be charged at Group 1 pricing and regular COL orders will be charged at Group 4 pricing.

Allseating reserves the right to reject any COM Fabric or COL Material which, in our opinion, is unsuitable. COM fabric must be supplied in one piece. Where patterns or repeats are involved additional yardage may be required.

All COM/COL orders will not be scheduled for production until Customer Service receives confirmation from our warehouse or receiving department that the fabric has arrived. Shipping will be approximately 4 weeks from receipt of fabric.

All items are available with material furnished by the customer. Yardage requirements listed in our price list are based on 54" wide plain material. Generally, additional yardage is required if striped or patterned material is used, if pattern requires matching or if width of material is less than 54" wide. Please contact customer service to determine additional yardage requirements. Though every effort has been made to estimate additional yardage required, Allseating takes no responsibility where additional material must be ordered.

For patterns with a repeat distance of 0"- 9" please estimate an additional 10% in yardage. For a repeat distance of 10"- 20" please estimate an additional 20% in yardage. Any repeat higher than 20" please contact customer service to determine additional yardage requirements.

If you wish to provide your own leather, please estimate 17 square feet of leather per yard of material required, based on the yardage requirement listed for each piece. Allseating will not order special leather from any supplier other than their own.

Allseating can take no responsibility for tailoring, wearability or application of COM/COL covers. Allseating is not held responsible for receipt of defective fabrics, as they are all applied as first quality goods. COM/COL is applied at customer's own risk and Allseating assumes no liability

INFO
 PILLOWS
 ASTUTE
 AXLES
 CHAIRFORM
 DONE
 EIGHTY TWO
 ENTAIL
 EXCHANGE
 FLUID
 FOSTER
 HALSA
 INERTIA
 JIF
 L1
 LEVO
 MANTRA
 MULTI
 PRATA
 PRESTO
 RAINBOW
 RAY
 REQUISITE
 THERAPOD
 TUCK
 YOU
 ZIP

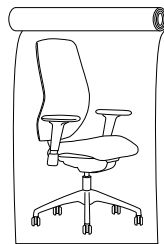
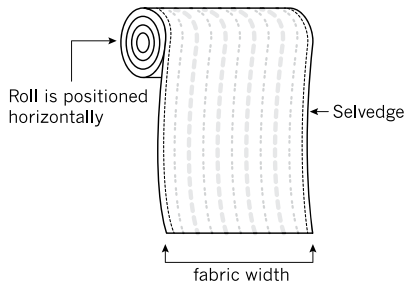
CUSTOMER'S OWN MATERIAL (COM)/LEATHER (COL)

ALL STANDARD SEATING FABRICS ARE APPLIED RIGHT WAY (OFF-THE-BOLT)

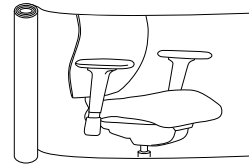
Usually, seating fabrics are patterned to run Right-Way (off-the-bolt). Allseating will upholster all seating products with the fabric pattern running off the bolt unless special instructions stating otherwise are received. (Upcharges may apply)

Right Way Application (Off The Bolt)

To avoid unnecessary confusion, always specify Right Way or Railroad. Explanation of what Railroad and Right Way means.



RW = Right Way
(As woven) or Top Right or In and Out of Both or Up the Goods



RR = Railroad
or Selvage to Top

FABRIC UPGRADE CHART FOR FABRICS GRADED 9 – 12

Determine the amount of fabric required for the product by referencing the COM yardage requirements as published. Once yardage has been determined, add the indicated list amount in the chart below to the published Group 8 price and discount as required.

| Yardage | Grade 9 | Grade 10 | Grade 11 | Grade 12 |
|---------|---------|----------|----------|----------|
| 0.5 | \$37 | \$73 | \$111 | \$147 |
| 0.75 | \$56 | \$110 | \$166 | \$220 |
| 1 | \$74 | \$146 | \$221 | \$293 |
| 1.25 | \$93 | \$183 | \$276 | \$366 |
| 1.5 | \$111 | \$219 | \$332 | \$440 |
| 1.75 | \$130 | \$256 | \$387 | \$513 |
| 2 | \$148 | \$292 | \$442 | \$586 |
| 2.25 | \$167 | \$329 | \$497 | \$659 |
| 2.5 | \$185 | \$365 | \$553 | \$733 |
| 2.75 | \$204 | \$402 | \$608 | \$806 |
| 3 | \$222 | \$438 | \$663 | \$879 |
| 3.25 | \$241 | \$475 | \$718 | \$952 |
| 3.5 | \$259 | \$511 | \$774 | \$1,026 |
| 3.75 | \$278 | \$548 | \$829 | \$1,099 |
| 4 | \$296 | \$584 | \$884 | \$1,172 |
| 4.25 | \$315 | \$621 | \$939 | \$1,245 |
| 4.5 | \$333 | \$657 | \$995 | \$1,319 |
| 4.75 | \$352 | \$694 | \$1,050 | \$1,392 |
| 5 | \$370 | \$730 | \$1,105 | \$1,465 |
| 5.25 | \$389 | \$767 | \$1,160 | \$1,538 |
| 5.5 | \$407 | \$803 | \$1,216 | \$1,612 |
| 5.75 | \$426 | \$840 | \$1,271 | \$1,685 |
| 6 | \$444 | \$876 | \$1,326 | \$1,758 |
| 6.25 | \$463 | \$913 | \$1,381 | \$1,831 |
| 6.5 | \$481 | \$949 | \$1,437 | \$1,905 |
| 6.75 | \$500 | \$986 | \$1,492 | \$1,978 |
| 7 | \$518 | \$1,022 | \$1,547 | \$2,051 |
| 7.25 | \$537 | \$1,059 | \$1,602 | \$2,124 |
| 7.5 | \$555 | \$1,095 | \$1,658 | \$2,198 |
| 7.75 | \$574 | \$1,132 | \$1,713 | \$2,271 |

| Yardage | Grade 9 | Grade 10 | Grade 11 | Grade 12 |
|---------|---------|----------|----------|----------|
| 8 | \$592 | \$1,168 | \$1,768 | \$2,344 |
| 8.25 | \$611 | \$1,205 | \$1,823 | \$2,417 |
| 8.5 | \$629 | \$1,241 | \$1,879 | \$2,491 |
| 8.75 | \$648 | \$1,278 | \$1,934 | \$2,564 |
| 9 | \$666 | \$1,314 | \$1,989 | \$2,637 |
| 9.25 | \$685 | \$1,351 | \$2,044 | \$2,710 |
| 9.5 | \$703 | \$1,387 | \$2,100 | \$2,784 |
| 9.75 | \$722 | \$1,424 | \$2,155 | \$2,857 |
| 10 | \$740 | \$1,460 | \$2,210 | \$2,930 |
| 10.25 | \$759 | \$1,497 | \$2,265 | \$3,003 |
| 10.5 | \$777 | \$1,533 | \$2,321 | \$3,077 |
| 10.75 | \$796 | \$1,570 | \$2,376 | \$3,150 |
| 11 | \$814 | \$1,606 | \$2,431 | \$3,223 |
| 11.25 | \$833 | \$1,643 | \$2,486 | \$3,296 |
| 11.5 | \$851 | \$1,679 | \$2,542 | \$3,370 |
| 11.75 | \$870 | \$1,716 | \$2,597 | \$3,443 |
| 12 | \$888 | \$1,752 | \$2,652 | \$3,516 |
| 12.25 | \$907 | \$1,789 | \$2,707 | \$3,589 |
| 12.5 | \$925 | \$1,825 | \$2,763 | \$3,663 |
| 12.75 | \$944 | \$1,862 | \$2,818 | \$3,736 |
| 13 | \$962 | \$1,898 | \$2,873 | \$3,809 |
| 13.25 | \$981 | \$1,935 | \$2,928 | \$3,882 |
| 13.5 | \$999 | \$1,971 | \$2,984 | \$3,956 |
| 13.75 | \$1,018 | \$2,008 | \$3,039 | \$4,029 |
| 14 | \$1,036 | \$2,044 | \$3,094 | \$4,102 |
| 14.25 | \$1,055 | \$2,081 | \$3,149 | \$4,175 |
| 14.5 | \$1,073 | \$2,117 | \$3,205 | \$4,249 |
| 14.75 | \$1,092 | \$2,154 | \$3,260 | \$4,322 |
| 15 | \$1,110 | \$2,190 | \$3,315 | \$4,395 |

HOW TO ORDER YOUR ALLSEATING CHAIR

Select your chair, follow the steps below and enter corresponding codes in the boxes along the bottom of the page:



BASE LIST PRICE (based on fabric grade)

MODEL CODE

OPTIONS

NOTE: For complete credit information, please refer to Allseating's 'Order Acceptance Policy' and 'Credit Terms' available in this catalog, under 'Conditions of Sale'.

If you have any questions about your order or the ordering process, please contact Allseating's Customer Service Department at 1 800 563 3502.

Specifications and Pricing valid at time of publishing. Please refer to SpecAll™ for most up-to-date information at www.allseating.com

MODEL CODE

To determine your Model Code refer to the Series, Back Style, Controls (or Leg), available and the upcharge (if applicable) for each option. Select the desired configuration and place the corresponding number in the boxes noted at the bottom of the page.

OPTION CODE

Refer to the Arms, Finishes, Option Code etc. for the availability and the upcharge for each option. Choose the options you require, and fill in the boxes with the appropriate code. If multiple options are desired, simply separate with a hyphen. If you do not fill in any option codes, you will be shipped the standard components.

FABRIC CODE

Refer to the Allseating fabric cards, and select your fabric. The pricing pages indicate list prices for Group 1 - Group 8 Fabrics, as well as Leather 1-3 (for Groups 9 - 12 please see page 19 for pricing). Enter your selected Fabric Code into the appropriate box. Allseating customers may provide their own fabric or leather, and if you wish to do so, please see page 18 for COM and COL information.

Check your completed codes for accuracy and YouToo with Synchro Tilt, M2 Mesh in Platinum, T2 Arms with AWK, Dual Surface Casters and Seat Slider with Atlantic Fabric (F-A66064), your completed model code should look like this:

84012-T2-BK-2PT-SS-AWK-LH-KD-F-OC DAN

Model Code: 84012

Option Code: T2 - BK - 2PT - AWK - SS - LH

Fabric Code: F-A66064

DETERMINE YOUR FINAL LIST PRICE

The group of the fabric you select determines the list price of your chair. Please refer to the price chart at the top of the pricing page to determine the list price. If options are selected, add the corresponding upcharge to the list price.

For example, using the same model as above with a Grade 3 fabric the base list price will be: **\$1,070**

With the options note:

84012 (with Grade 3 fabric) \$1,070

T2 \$105 + 2PT \$25 + SS \$79 + AWK \$29 + LH \$28

FINAL LIST PRICE = \$1,248

HOW TO ORDER YOUR ALLSEATING CHAIR

PLACE YOUR ORDER!

Email the following information to Allseating's Order Entry Department at orders@allseating.com (or fax 1 800 272 9911):

- 1 | Completed Model Code with corresponding Options and Fabric codes.
- 2 | Final pricing. Please ensure that you calculate all of your selected options into your final price, as well as any discounts.
- 3 | Completed Purchase Order on company stationery or company letterhead, and include:
 - a purchaser's signature
 - a ship to address
 - contact name, phone number and e-mail address
 - **if available, please include SIF, XML or 20/20 Worksheet with purchase order.**

Please ensure that the Purchase Order is made out to:

Allseating
 5800 Avebury Road, Unit 3
 Mississauga, Ontario Canada
 L5R 3M3

You will receive an automated order confirmation within 72 hours of receiving your Purchase Order, providing all correct information is received. Thank you in advance!

FREIGHT SERVICES

Please be aware that Allseating's standard is to ship in KD (Knocked Down) format. However, in order for us to provide you with the best value and help you control your costs, Allseating offers 3 flat rate freight options: KD-Knocked Down, BW-Fully Assembled Blanket Wrapped and FA-Fully Assembled in a Carton (minimum order quantity of 25 units/seats applies). Where available, these options are detailed on each product page with a model code and price. For each of these freight options, Allseating will select carriers at their discretion. Allseating's standard shipping is "Best Way" which is typically "Dock to Dock". Recipients are required to arrange for people to receive and unload the contents of the trailer. Should an appointment be required with your receiving dock, this must be indicated on your purchase order and the freight company will reach out 24 hours in advance for a delivery appointment. Should you require any special freight services that are not included with our standard freight, the Allseating Sales Support Team will gladly assist you. However, for your convenience, we have provided an estimated price associated with the services commonly requested. Please ensure that you indicate one of the three (3) Freight Requirements offered in your model code: **AS** - Allseating Standard, **GD** - Guaranteed Delivery Date and Time (quote required) or **FQ** - Special Freight Service (quote required).

Please note the following freight service costs and ensure you indicate the quote reference # and charge provided by Sales Support on your Purchase Order:

| ALLSEATING FREIGHT SERVICE* | NET PRICE | MODEL CODE |
|--|-----------------|------------|
| Guaranteed Delivery Date and Time | Call for quote | GD |
| Inside delivery | Call for quote | FQ |
| Residential Delivery | Call for quote | FQ |
| Shipments requiring to be palletized | Call for quote | FQ |
| Delivery before/after hours and/or weekends | Call for quote | FQ |
| Shipping points beyond standard zones (remote locations) | Call for quote | FQ |
| Overseas deliveries | Call for quote | FQ |
| Smaller truck required | Call for quote | FQ |
| Deliveries outside the 48 contiguous states and Canada (including NWT, YK, NU) | Call for quote | FQ |
| No Dock but accessible to 53 foot trailer | \$150 per truck | FQ |
| Not accessible to 53 foot trailer / small truck | \$300 per truck | FQ |
| Curbside delivery with 53 foot trailer | \$150 per truck | FQ |
| After hours | \$600 per truck | FQ |
| Power Tailgate | \$300 per truck | FQ |
| Military Base where US driver required for delivery | \$500 per truck | FQ |
| Driver Assist | \$300 per truck | FQ |
| Waiting* | \$125 /hour | |

*Please note that ALL services (including Allseating's Standard delivery) have a specific window for trucks to be unloaded (LTL=1 hour, FTL=2 hours). Any wait time outside of that window will incur charges at \$125/hour.

- INFO
- PILLOWS
- ASTUTE
- AXLES
- CHAIRFORM
- DOVE
- EIGHTY TWO
- ENTAIL
- EXCHANGE
- FLUID
- FOSTER
- HALSA
- INERTIA
- JIF
- L1
- LEVO
- MANTRA
- MULTI
- PRATA
- PRESTO
- RAINBOW
- RAY
- REQUISITE
- THERAPOD
- TUCK
- YOU
- ZIP

MESH APPLICATION

| MESH | MODEL CODE | COLOR NAME | YOU | LEVO | EIGHTY TWO | ENTAIL | INERTIA | ZIP | L1 | FLUID | FOSTER |
|------------------------------|------------|-----------------|-----|------|------------|--------|---------|-----|----|-------|--------|
| M1 [ENTAIL] | 1ON | ONYX | | • | | • | • | | | | |
| | 1CN | CARBON | | • | | • | • | | | | |
| | 1CO | CAROB | | • | | • | • | | | | |
| | 1CR | CRIMSON | | • | | • | • | | | | |
| | 1CU | CURRENT | | • | | • | • | | | | |
| | 1DU | DUNE | | • | | • | • | | | | |
| | 1HZ | HAZE | | • | | • | • | | | | |
| | 1MA | MAIZE | | • | | • | • | | | | |
| | 1MI | MIDNIGHT | | • | | • | • | | | | |
| | 1PC | PACIFIC | | • | | • | • | | | | |
| | 1SA | SAGE | | • | | • | • | | | | |
| | 1SK | SMOKE | | • | | • | • | | | | |
| | 1CV | COVE | | • | | • | • | | | | |
| 1AU | AUTUMN | | • | | • | • | | | | | |
| M2 [FLUID, FOSTER, YOU MESH] | 2IR | IRON | • | | | • | • | • | • | • | • |
| | 2PT | PLATINUM | • | | | • | • | • | • | • | • |
| | 2ZC | ZINC | • | | | • | • | • | • | • | • |
| | 2CP | COPPER | • | | | • | • | • | • | • | • |
| | 2PW | PEWTER | • | | | • | • | • | • | • | • |
| | 2BR | BRONZE | • | | | • | • | • | • | • | • |
| | 2PA | PATINA | • | | | • | • | • | • | • | • |
| | 2GO | GOLD | • | | | • | • | • | • | • | • |
| | 2RH | RHODIUM | • | | | • | • | • | • | • | • |
| M3 [FLUID, FOSTER, YOU MESH] | 3EB | EBONY | • | | | • | • | • | • | • | • |
| | 3CB | COBALT | • | | | • | • | • | • | • | • |
| | 3SI | SILICA | • | | | • | • | • | • | • | • |
| | 3SD | SANDSTONE | • | | | • | • | • | • | • | • |
| | 3DG | DARK GREY | • | | | • | • | • | • | • | • |
| M4 [HONEYCOMB] | 4BH | BLACK HONEYCOMB | • | | | • | • | • | • | | |
| M7 [INERTIA] | 7BK | BLACK | | | | | • | | | | |
| | 7NY | NAVY | | | | | • | | | | |
| | 7SB | SKY BLUE | | | | | • | | | | |
| | 7GR | GREY | | | | | • | | | | |
| | 7SV | SILVER | | | | | • | | | | |
| | 7SD | SANDSTONE | | | | | • | | | | |
| | 7GA | GREEN APPLE | | | | | • | | | | |
| | 7FL | FLARE | | | | | • | | | | |
| M8 [ZIP] | 8HM | HORIZONTAL | | | | | | • | | | |
| | 8SM | SHEER LATTITUDE | | | | | | • | | | |
| M9 | 9PE | PETAL | • | • | | | | | • | | |
| | 9FL | FLAME | • | • | | | | | • | | |
| | 9SU | SUNFLOWER | • | • | | | | | • | | |
| | 9BS | BLUE SPRUCE | • | • | | | | | • | | |
| | 9RE | REEF | • | • | | | | | • | | |
| | 9BA | BAMBOO | • | • | | | | | • | | |
| | 9CH | CHESTNUT | • | • | | | | | • | | |
| | 9FR | FROST | • | • | | | | | • | | |
| | 9GR | GRANITE | • | • | | | | | • | | |
| 9CO | COSMOS | • | • | | | | | • | | | |
| M10 | 10C | CHARCOAL | | | | | | | • | | |
| | 10N | NICKLE | | | | | | | • | | |
| | 10F | FOG | | | | | | | • | | |
| | 10B | BLACK | | | | | | | • | | |
| M11 | 11M | MIXTAPE | | | • | | | | | | |
| | 11S | STARDUST | | | • | | | | | | |
| | 11N | NEW WAVE | | | • | | | | | | |
| | 11A | ARCADE | | | • | | | | | | |

ALLSEATING™ PILLOWS



FEATURES

- Flame resistant StaminaFibre™ filling allows pillow to maintain shape and feel after numerous washes
- Includes removable cover with invisible zipper and pillow insert
- Machine washable
- Hypoallergenic

DIMENSIONS

- Square Pillow
- 16"L | 16"W
- Lumbar Pillow
- 20"L | 11"W

BASE PRICE | \$105
E4P01

DESCRIPTION

Allseating pillows provide the perfect amount of support and comfort while also lending complimentary accent colours to our lounge seating

| Code | Grade 1 | Grade 2/ COM | Grade 3 | Grade 4/ COL | Grade 5 | Grade 6 | Grade 7 | Grade 8 | Leather 1 | Leather 2 | Leather 3 |
|-------|---------|-----------------|---------|-----------------|---------|---------|---------|---------|-----------|-----------|-----------|
| E4P01 | \$105 | \$126 | \$140 | \$158 | \$173 | \$201 | \$233 | \$268 | \$345 | \$379 | \$482 |
| E4P02 | \$130 | \$144 | \$153 | \$165 | \$176 | \$194 | \$215 | \$239 | \$290 | \$313 | \$381 |

| SERIES | E4P | Allseating Pillows | QS | \$ |
|----------------------|-----|--|----|------|
| SHAPE | 01 | Lumbar Pillow [11" x 21"] | | - |
| | 02 | Square Pillow [16" x 16"] | | \$25 |
| FREIGHT OPTIONS | FA | Fully Assembled in a Carton | | - |
| | BW | Blanket Wrapped [available if combined with qualified seating] | | - |
| FREIGHT REQUIREMENTS | AS | Allseating Standard | | - |
| | FQ | Special Freight Instructions (Call for Quote) | | VAR |
| | GD | Guaranteed Delivery Date and Time (Call for Quote) | | VAR |

NOTES

- Ships fully assembled
- For BW Freight Options, must accompany a qualifying seating order where minimum quantities apply, please check with Sales Support for details
- Allseating pillows are warranted for 3 years against flattening

TO ORDER SIMPLY FILL IN THE BLANKS

| | | | | | |
|---------------|---|--------------|-----------------------|-----------------------------|--|
| E4P | - | - | - | - | |
| SERIES | | SHAPE | FREIGHT OPTION | FREIGHT REQUIREMENTS | FABRIC CODE Please refer to allseating.com for fabric codes. |





ASTUTE® GUEST POLY

BASE PRICE | \$415
24054-NPA/NPM

DESIGN | BUSK + HERTZOG | GSA SIN | 33721

| Polypropylene Seat and Back | Grade 1 | Grade 2/ COM | Grade 3 | Grade 4/ COL | Grade 5 | Grade 6 | Grade 7 | Grade 8 | Leather 1 | Leather 2 | Leather 3 |
|-----------------------------|---------|--------------|---------|--------------|---------|---------|---------|---------|-----------|-----------|-----------|
| \$415 | \$485 | \$506 | \$519 | \$537 | \$553 | \$581 | \$612 | \$648 | \$724 | \$759 | \$861 |

FEATURES

- Standard nylon glide
- Reinforced polypropylene seat and back
- Polished aluminum arms
- Wall-Saving designed frame
- Shroud included with optional upholstered seat
- Stacks 14 high on dolly, 7 with upholstered seats
- Stacks 6 on the floor, 4 with upholstered seats
- Caster stacking

DIMENSIONS

- Overall Armless: 33.88"H | 20.93"W | 22.75"D
- Overall Penguin Arm 4-Leg: 33.88"H | 26.5"W | 22.75"D
- Overall Loop Arm 4-Leg: 33.88"H | 24.25"W | 22.75"D
- Seat: 18"W | 17.38"D | 18"H
- Back: 14"H | 18"W
- Upholstered seat will add 0.75" to seat height
- COM Seat: 0.75 yards

NOTES

- Ships full assembled, for BW Freight Option, a 25 unit minimum order applies.
- For orders of less than 2, a cartoning surcharge of \$22 net will be incurred per order.
- Ganging brackets shipped separately: Requires Installation.
- This product meets the requirements set forth in ANSI/BIFMA X5.1-2011 and is warranted for users up to 350 lbs.
- Dimensions are dependant on options selected. Product can be configured to comply with BIFMA G1-2002 Guidelines.
- Felt covered glides are suitable for use on hardwood, marble.
- Chrome Rockers best used on uneven floors, but are also suitable for all floor types

| SERIES | 24 | Astute | QS | \$ |
|---|-----|--|----|-------|
| BACK STYLE | 0 | Midback | | - |
| LEG | 54 | Stackable 4-Leg | | - |
| | 50 | Stackable Sled (will not stack with loop arm) | | \$10 |
| ARM | N | No Arm [Arm Finish Selection Still Required] | | - |
| | G | Penguin Arm | | \$68 |
| | L | Loop Arm (will not stack with sled base) | | \$115 |
| ARM FINISH | PA | Polished Aluminum | | - |
| | PM | Painted to Match Frame | | - |
| FRAME FINISH COLLECTION 1 | CM | Chrome | | \$65 |
| | MON | Matte Onyx | | - |
| | MSK | Matte Smoke | | - |
| | PON | Onyx | | - |
| | PSK | Smoke | | - |
| | PHZ | Haze | | - |
| | PCT | Cotton | | - |
| | PMI | Midnight | | - |
| [25 unit minimum order quantity] | | | | |
| FRAME FINISH COLLECTION 2 | PCU | Currant 25 unit minimum order quantity] | | \$26 |
| TRIM FINISH (glides + shroud) | BKN | Black | | - |
| | SKN | Smoke | | - |
| POLYPROPYLENE | ON | Onyx | | - |
| Indicate: | SK | Smoke | | - |
| B for Back | HZ | Haze | | - |
| S for Seat | CT | Cotton | | - |
| | MI | Midnight | | - |
| | CU | Currant | | - |
| OPTIONS | UPH | Fully Upholstered Seat with Poly Back | | VAR |
| | CA | Carpet Casters [Black Trim Only] | | \$48 |
| | TC | Tile Casters [Black Trim Only] | | \$55 |
| | CR | Chrome Rocker [Black Trim Only] | | \$26 |
| | FG | Felt Glides (4-Leg + Black Trim only) | | \$16 |
| | FG | Felt Glides (Sled) | | \$16 |
| | GB | Ganging Bracket (No Arm only) | | \$21 |
| FREIGHT OPTIONS | FA | Fully Assembled in a Carton | | - |
| | BW | Blanket Wrapped Fully Assembled [25 Unit Minimum] | | \$25 |
| FREIGHT REQUIREMENTS | AS | Allseating Standard | | - |
| | FQ | Special Freight Instructions (Call for Quote) | | VAR |
| | GD | Guaranteed Delivery Date and Time (Call for Quote) | | VAR |

| | | | |
|--|------------------------|---|-------|
| | ASTUTE Dolly 14 | Please ensure dolly has separate model/line item with quantities specified. | \$515 |
|--|------------------------|---|-------|

TO ORDER SIMPLY FILL IN THE BLANKS

| | | | | | | | | | | | |
|---------------|-------------------|------------|------------|-------------------|---------------------|--------------------|---------------------------|---------------------------|--|-----------------------|--|
| 24 | 0 | | | | | | B | S | | | |
| SERIES | BACK STYLE | LEG | ARM | ARM FINISH | FRAME FINISH | TRIM FINISH | POLYPROPYLENE BACK | POLYPROPYLENE SEAT | OPTIONS For additional options separate with (-) hyphen. | FREIGHT OPTION | FABRIC CODE Please refer to allseating.com for fabric codes. |



ASTUTE® STOOL POLY

BASE PRICE | \$455

24052-NPA/NPM

DESIGN | BUSK + HERTZOG | GSA SIN | 33721

| Polypropylene Seat and Back | Grade 1 | Grade 2/ COM | Grade 3 | Grade 4/ COL | Grade 5 | Grade 6 | Grade 7 | Grade 8 | Leather 1 | Leather 2 | Leather 3 |
|-----------------------------|---------|--------------|---------|--------------|---------|---------|---------|---------|-----------|-----------|-----------|
| \$455 | \$525 | \$546 | \$560 | \$578 | \$593 | \$621 | \$653 | \$688 | \$765 | \$799 | \$902 |

FEATURES

- Standard nylon glide
- Reinforced polypropylene seat and back
- Polished aluminum arms
- Wall-Saving designed frame
- Shroud included with optional upholstered seat
- Stacks 10 high on dolly, 7 with upholstered seats
- Stacks 4 on the floor, 4 with upholstered seats

DIMENSIONS

- Bar Overall Armless: 46.9"H | 21.8"W | 22.75"D
- Bar Overall Penguin Arm: 46.9"H | 26.6"W | 22.75"D
- Bar Overall Loop Arm: 46.9"H | 24.3"W | 22.75"D
- Bar Seat: Seat: 31.1"H | 18.2"W | 17.2"D
- Counter Overall Armless: 41.5"H | 21.4"W | 22.74"D
- Counter Overall Penguin Arm: 41.5"H | 26.6"W | 22.75"D
- Counter Overall Loop Arm: 41.5"H | 24.3"W | 22.75"D
- Counter Seat: 25.7"H | 18.2"W | 17.2"D
- COM Seat: 1.25 yds

NOTES

- For orders of less than 2, a cartoning surcharge of \$22 net will be incurred per order.
- This product meets the requirements set forth in ANSI/BIFMA X5.1-2011 and is warranted for users up to 350 lbs.
- Dimensions are dependant on options selected. Product can be configured to comply with BIFMA G1-2002 Guidelines.
- Felt covered glides are suitable for use on hardwood, marble.
- Chrome Rockers best used on uneven floors, but are also suitable for all floor types

| SERIES | 24 | Astute | QS | \$ | |
|--------------------------------------|------------------------|---|----------|-------|---|
| BACK STYLE | 0 | Midback | | - | |
| LEG | 52 | Counter 4-Leg | | - | |
| | 53 | Counter Sled (will not stack with loop arm) | | \$10 | |
| | 55 | Bar 4-Leg | | \$30 | |
| | 56 | Bar Sled (will not stack with loop arm) | | \$40 | |
| ARM | N | No Arm [Arm Finish Selection Still Required] | | - | |
| | G | Penguin Arm | | \$68 | |
| | L | Loop Arm (will not stack with sled base) | | \$115 | |
| ARM FINISH | PA | Polished Aluminum | | - | |
| | PM | Painted to Match Frame | | - | |
| FRAME FINISH COLLECTION 1 | CM | Chrome | | \$65 | |
| | MON | Matte Onyx | | - | |
| | MSK | Matte Smoke | | - | |
| | PON | Onyx | | - | |
| | PSK | Smoke | | - | |
| | PHZ | Haze | | - | |
| | PCT | Cotton | | - | |
| | PMI | Midnight | | - | |
| FRAME FINISH COLLECTION 2 | PCU | Currant [25 unit minimum order quantity] | | \$26 | |
| TRIM FINISH (glides + shroud) | BKN | Black | | - | |
| | SKN | Smoke | | - | |
| POLYPROPYLENE | ON | Onyx | | - | |
| | Indicate: | | | | |
| | B for Back | SK | Smoke | | - |
| | S for Seat | HZ | Haze | | - |
| | | CT | Cotton | | - |
| | | MI | Midnight | | - |
| | | CU | Currant | | - |
| OPTIONS | UPH | Fully Upholstered Seat with Poly Back | | VAR | |
| | CR | Chrome Rocker [Black Trim Only] | | \$26 | |
| | FG | Felt Glides (4-Leg + Black Trim only) | | \$16 | |
| | FG | Felt Glides (Sled) | | \$16 | |
| FREIGHT OPTIONS | FA | Fully Assembled in a Carton | | - | |
| | BW | Blanket Wrapped Fully Assembled [25 Unit Minimum] | | \$25 | |
| FREIGHT REQUIREMENTS | AS | Allseating Standard | | - | |
| | FQ | Special Freight Instructions (Call for Quote) | | VAR | |
| | GD | Guaranteed Delivery Date and Time (Call for Quote) | | VAR | |
| | ASTUTE Dolly 14 | Please ensure dolly has separate model/line item with quantities specified. | | \$515 | |

TO ORDER SIMPLY FILL IN THE BLANKS

| | | | | | | | | | | | |
|--------|------------|-----|-----|------------|--------------|-------------|--------------------|--------------------|---------|----------------|-------------|
| 24 | 0 | | | | | | B | S | | | |
| SERIES | BACK STYLE | LEG | ARM | ARM FINISH | FRAME FINISH | TRIM FINISH | POLYPROPYLENE BACK | POLYPROPYLENE SEAT | OPTIONS | FREIGHT OPTION | FABRIC CODE |

For additional options separate with (-) hyphen.
Please refer to allseating.com for fabric codes.

INFO
PILLOWS
ASTUTE
AILES
CHIROFORM
DONE
EIGHTY TWO
ENTAIL
EXCHANGE
FLUID
FOSTER
HALSA
INERTIA
JIF
L1
LEVO
MANTRA
MULTI
PRATA
PRESTO
RAINBOW
RAY
REQUEST
THERAPOD
TUCK
YOU
ZIP



ASTUTE® FULLY UPHOLSTERED

BASE PRICE | \$550
25054-NA

| Grade 1 | Grade 2/ COM | Grade 3 | Grade 4/COL | Grade 5 | Grade 6 | Grade 7 | Grade 8 | Leather 1 | Leather 2 | Leather 3 |
|---------|-----------------|---------|-------------|---------|---------|---------|---------|-----------|-----------|-----------|
| \$550 | \$585 | \$608 | \$638 | \$664 | \$710 | \$763 | \$821 | \$949 | \$1006 | \$1178 |

FEATURES

- Standard nylon glide
- Polished aluminum arms
- Wall-Saving designed frame
- Stacks 7 high on dolly, 4 on the floor
- Caster stacking
- Shroud included

DIMENSIONS

- Overall Armless: 33.88"H | 20.93"W | 22.75"D
- Overall Penguin Arm 4-Leg: 33.88"H | 26.5"W | 22.75"D
- Overall Loop Arm 4-Leg: 33.88"H | 24.25"W | 22.75"D
- Seat: 18"W | 17.38"D | 19"H
- Back: 14"H | 18"W
- COM Back: 0.75 yards
- COM Seat: 0.75 yards
- COM: 1.25 yards

NOTES

- Ships fully assembled for BW Freight Options, a 25 unit minimum order applies
- For orders of less than 2, a cartoning surcharge of \$22 net will be incurred per order.
- Ganging brackets shipped separately: Requires Installation.
- This product meets the requirements set forth in ANSI/BIFMA X5.1-2011 and is warranted for users up to 350 lbs.
- Dimensions are dependant on options selected. Product can be configured to comply with BIFMA G1-2002 Guidelines.
- Felt covered glides are suitable for use on hardwood, marble.
- Chrome Rockers best used on uneven floors, but are also suitable for all floor types

| SERIES | 25 | Astute Fully Upholstered | QS | \$ |
|--------------------------------------|------------------------|---|----|-------|
| BACK STYLE | 0 | Midback | - | - |
| LEG | 54 | Stackable 4-Leg | - | - |
| | 50 | Stackable Sled (will not stack with loop arm) | - | \$10 |
| ARM | N | No Arm [Arm Finish Selection Still Required] | - | - |
| | G | Penguin Arm | - | \$68 |
| | L | Loop Arm (will not stack with sled base) | - | \$115 |
| ARM FINISH | PA | Polished Aluminum | - | - |
| | PM | Painted to Match Frame | - | - |
| FRAME FINISH COLLECTION 1 | CM | Chrome | - | \$65 |
| | MON | Matte Onyx | - | - |
| | MSK | Matte Smoke | - | - |
| | PON | Onyx | - | - |
| | PSK | Smoke | - | - |
| | PHZ | Haze | - | - |
| | PCT | Cotton | - | - |
| FRAME FINISH COLLECTION 2 | PMI | Midnight | - | - |
| | PCU | Currant [25 unit minimum order quantity] | - | \$26 |
| TRIM FINISH (glides + shroud) | BKN | Black | - | - |
| | SKN | Smoke | - | - |
| OPTIONS | CA | Carpet Casters [Black Trim Only] | - | \$48 |
| | TC | Tile Casters [Black Trim Only] | - | \$55 |
| | CR | Chrome Rocker [Black Trim Only] | - | \$26 |
| | FG | Felt Glides (4-Leg + Black Trim only) | - | \$16 |
| | FG | Felt Glides (Sled) | - | \$16 |
| | GB | Ganging Bracket (No Arm only) | - | \$21 |
| | FA | Fully Assembled in a Carton | - | - |
| FREIGHT OPTIONS | BW | Blanket Wrapped Fully Assembled [25 Unit Minimum] | - | \$25 |
| | AS | Allseating Standard | - | - |
| FREIGHT REQUIREMENTS | FQ | Special Freight Instructions (Call for Quote) | - | VAR |
| | GD | Guaranteed Delivery Date and Time (Call for Quote) | - | VAR |
| | ASTUTE Dolly 14 | Please ensure dolly has separate model/line item with quantities specified. | - | \$515 |

TO ORDER SIMPLY FILL IN THE BLANKS

| | | | | | | | | | | | | | | | | | | | | |
|---------------|---|-------------------|---|------------|---|------------|---|-------------------|---|---------------------|---|--------------------|---|--|---|-----------------------|---|-----------------------------|---|--|
| 25 | - | 0 | - | | - | | - | | - | | - | | - | | - | | - | | - | |
| SERIES | | BACK STYLE | | LEG | | ARM | | ARM FINISH | | FRAME FINISH | | TRIM FINISH | | OPTIONS For additional options separate with (-) hyphen. | | FREIGHT OPTION | | FREIGHT REQUIREMENTS | | FABRIC CODE Please refer to allseating.com for fabric codes. |



ASTUTE® FULLY UPHOLSTERED STOOL

BASE PRICE | \$590
25052-NPA/NPM

| Grade 1 | Grade 2/ COM | Grade 3 | Grade 4/COL | Grade 5 | Grade 6 | Grade 7 | Grade 8 | Leather 1 | Leather 2 | Leather 3 |
|---------|-----------------|---------|-------------|---------|---------|---------|---------|-----------|-----------|-----------|
| \$590 | \$625 | \$648 | \$678 | \$704 | \$750 | \$803 | \$861 | \$989 | \$1046 | \$1218 |

FEATURES

- Standard nylon glide
- Polished aluminum arms
- Wall-Saving designed frame
- Stacks 7 high on dolly, 4 on the floor
- Shroud included

DIMENSIONS

- Bar Overall Armless: 46.9"H | 21.8"W | 22.75"D
- Bar Overall Penguin Arm: 46.9"H | 26.6"W | 22.75"D
- Bar Overall Loop Arm: 46.9"H | 24.3"W | 22.75"D
- Bar Seat: Seat: 31.1"H | 18.2"W | 17.2"D
- Counter Overall Armless: 41.5"H | 21.4"W | 22.74"D
- Counter Overall Penguin Arm: 41.5"H | 26.6"W | 22.75"D
- Counter Overall Loop Arm: 41.5"H | 24.3"W | 22.75"D
- Counter Seat: 25.7"H | 18.2"W | 17.2"D
- COM Seat: 1.25 yds

NOTES

- Ships fully assembled for BW Freight Options, a 25 unit minimum order applies
- For orders of less than 2, a cartoning surcharge of \$22 net will be incurred per order.
- This product meets the requirements set forth in ANSI/BIFMA X5.1-2011 and is warranted for users up to 350 lbs.
- Dimensions are dependant on options selected. Product can be configured to comply with BIFMA G1-2002 Guidelines.
- Felt covered glides are suitable for use on hardwood, marble.
- Chrome Rockers best used on uneven floors, but are also suitable for all floor types

| SERIES | 25 | Astute Fully Upholstered | QS | \$ |
|--------------------------------------|------------|--|----|-------|
| BACK STYLE | 0 | Midback | - | - |
| LEG | 52 | Counter 4-Leg | - | - |
| | 53 | Counter Sled (will not stack with loop arm) | - | \$10 |
| | 55 | Bar 4-Leg | - | \$30 |
| | 56 | Bar Sled (will not stack with loop arm) | - | \$40 |
| ARM | N | No Arm [Arm Finish Selection Still Required] | - | - |
| | G | Penguin Arm | - | \$68 |
| | L | Loop Arm (will not stack with sled base) | - | \$115 |
| ARM FINISH | PA | Polished Aluminum | - | - |
| | PM | Painted to Match Frame | - | - |
| FRAME FINISH COLLECTION 1 | CM | Chrome | - | \$65 |
| | MON | Matte Onyx | - | - |
| | MSK | Matte Smoke | - | - |
| | PON | Onyx | - | - |
| | PSK | Smoke | - | - |
| | PHZ | Haze | - | - |
| | PCT | Cotton | - | - |
| FRAME FINISH COLLECTION 2 | PMI | Midnight | - | - |
| | PCU | Currant [25 unit minimum order quantity] | - | \$26 |
| TRIM FINISH (glides + shroud) | BKN | Black | - | - |
| | SKN | Smoke | - | - |
| OPTIONS | CR | Chrome Rocker [Black Trim Only] | - | \$26 |
| | FG | Felt Glides (4-Leg + Black Trim only) | - | \$16 |
| | FG | Felt Glides (Sled) | - | \$16 |
| FREIGHT OPTIONS | FA | Fully Assembled in a Carton | - | - |
| | BW | Blanket Wrapped Fully Assembled [25 Unit Minimum] | - | \$25 |
| FREIGHT REQUIREMENTS | AS | Allseating Standard | - | - |
| | FQ | Special Freight Instructions (Call for Quote) | - | VAR |
| | GD | Guaranteed Delivery Date and Time (Call for Quote) | - | VAR |

| | | |
|------------------------|---|-------|
| ASTUTE Dolly 14 | Please ensure dolly has separate model/line item with quantities specified. | \$515 |
|------------------------|---|-------|

TO ORDER SIMPLY FILL IN THE BLANKS

| | | | | | | | | | | |
|---------------|-------------------|------------|------------|-------------------|---------------------|--------------------|--|-----------------------|-----------------------------|--|
| 25 | 0 | | | | | | | | | |
| SERIES | BACK STYLE | LEG | ARM | ARM FINISH | FRAME FINISH | TRIM FINISH | OPTIONS For additional options separate with (-) hyphen. | FREIGHT OPTION | FREIGHT REQUIREMENTS | FABRIC CODE Please refer to allseating.com for fabric codes. |



ASTUTE® +PLUS FULLY UPHOLSTERED

BASE PRICE | \$730
25454-LPA/LPM

| Grade 1 | Grade 2/ COM | Grade 3 | Grade 4/COL | Grade 5 | Grade 6 | Grade 7 | Grade 8 | Leather 1 | Leather 2 | Leather 3 |
|---------|-----------------|---------|-------------|---------|---------|---------|---------|-----------|-----------|-----------|
| \$730 | \$800 | \$845 | \$905 | \$957 | \$1,050 | \$1,155 | \$1,272 | \$1529 | \$1642 | \$1985 |

FEATURES

- Standard nylon glide
- Polished aluminum loop arms
- Wall-Saving designed frame
- Does not stack
- Loop arms allow for easy ingress/egress

DIMENSIONS

- Overall: 34"H | 32"W | 24"D
- Seat: 18"H | 26"W | 18"D
- Back: 17"H | 26"W
- COM: 2.5 yd.

| SERIES | 25 | Astute Fully Upholstered | QS | \$ |
|--------------------------------------|-----|--|----|------|
| BACK STYLE | 4 | Plus | - | - |
| LEG | 54 | 4-Leg | - | - |
| ARM | L | Loop Arm | - | - |
| ARM FINISH | PA | Polished Aluminum | - | - |
| | PM | Painted to Match Frame | - | - |
| FRAME FINISH COLLECTION 1 | CM | Chrome | - | \$65 |
| | MON | Matte Onyx | - | - |
| | MSK | Matte Smoke | - | - |
| | PON | Onyx | - | - |
| | PSK | Smoke | - | - |
| | PHZ | Haze | - | - |
| | PCT | Cotton | - | - |
| | PMI | Midnight | - | - |
| FRAME FINISH COLLECTION 2 | PCU | Currant [25 unit minimum order quantity] | - | \$26 |
| TRIM FINISH (glides + shroud) | BKN | Black | - | - |
| OPTIONS | FG | Felt Glides | - | \$16 |
| FREIGHT OPTIONS | FA | Fully Assembled in a Carton | - | - |
| | BW | Blanket Wrapped Fully Assembled [25 Unit Minimum] | - | \$25 |
| FREIGHT REQUIREMENTS | AS | Allseating Standard | - | - |
| | FQ | Special Freight Instructions (Call for Quote) | - | VAR |
| | GD | Guaranteed Delivery Date and Time (Call for Quote) | - | VAR |

NOTES

- Ships fully assembled for BW Freight Options, a 25 unit minimum order applies
- For orders of less than 2, a cartoning surcharge of \$22 net will be incurred per order.
- This product meets the requirements set forth in ANSI/BIFMA X5.1-2011 and is warranted for users up to 500 lbs.
- Dimensions are dependant on options selected. Product can be configured to comply with BIFMA G1-2002 Guidelines.
- Felt covered glides are suitable for use on hardwood, marble.

TO ORDER SIMPLY FILL IN THE BLANKS

| | | | | | | | | | | | | | | | | | | |
|---------------|---|-------------------|---|------------|---|------------|---|-------------------|---|---------------------|---|--------------------|---|--|-----------------------|-----------------------------|--|--|
| 25 | - | 4 | - | 54 | - | L | - | | - | | - | BKN | - | | - | | - | |
| SERIES | | BACK STYLE | | LEG | | ARM | | ARM FINISH | | FRAME FINISH | | TRIM FINISH | | OPTIONS For additional options separate with (-) hyphen. | FREIGHT OPTION | FREIGHT REQUIREMENTS | FABRIC CODE Please refer to allseating.com for fabric codes. | |



ASTUTE® GUEST WOOD

DESIGN | BUSK + HERTZOG
GSA SIN | 33721

BASE PRICE | \$745

24054-NPA/NPM

| Wood Seat and Back | Grade 1 | Grade 2/ COM | Grade 3 | Grade 4/ COL | Grade 5 | Grade 6 | Grade 7 | Grade 8 | Leather 1 | Leather 2 | Leather 3 |
|--------------------|---------|--------------|---------|--------------|---------|---------|---------|---------|-----------|-----------|-----------|
| \$745 | \$695 | \$716 | \$730 | \$748 | \$763 | \$791 | \$823 | \$858 | \$935 | \$969 | \$1,072 |

FEATURES

- Standard nylon glide
- A choice of either Beech ply in 3 finishes: Light, Medium, and Dark or Walnut ply in 2 finishes: Medium and Dark
- Polished aluminum arms
- Wall-Saving designed frame
- Optional upholstered seat
- Stacks 14 high on dolly, 7 with upholstered seats
- Stacks 6 on the floor, 4 with upholstered seats
- Caster stacking
- Shroud included with optional upholstered seat

DIMENSIONS

- Overall Armless: 33.88"H | 20.93"W | 22.75"D
- Overall Penguin Arm 4-Leg: 33.88"H | 26.5"W | 22.75"D
- Overall Loop Arm 4-Leg: 33.88"H | 24.25"W | 22.75"D
- Seat: 18"W | 17.375"D
- Back: 14"H | 18"W
- Upholstered seat will add 0.75" to seat height
- COM: 0.75 yd.

NOTES

- Ships fully assembled, for BW Freight Option, a 25 unit minimum order applies.
- For orders of less than 2, a cartoning surcharge of \$22 net will be incurred per order.
- Ganging brackets shipped separately: Requires Installation.
- This product meets the requirements set forth in ANSI/BIFMA X5.1-2011 and is warranted for users up to 350 lbs.
- Dimensions are dependant on options selected. Product can be configured to comply with BIFMA G1-2002 Guidelines.
- Felt covered glides are suitable for use on hardwood, marble.
- Chrome Rockers best used on uneven floors, but are also suitable for all floor types

| SERIES | 24 | Astute | QS | \$ |
|-------------------------------|-----|--|----|-------|
| BACK STYLE | 0 | Midback | | - |
| LEG | 54 | Stackable 4-Leg | | - |
| | 50 | Stackable Sled (will not stack with loop arm) | | \$10 |
| ARM | N | No Arm [Arm Finish Selection Still Required] | | - |
| | G | Penguin Arm | | \$68 |
| | L | Loop Arm (will not stack with sled base) | | \$115 |
| ARM FINISH | PA | Polished Aluminum | | - |
| | PM | Painted to Match Frame | | - |
| FRAME FINISH COLLECTION 1 | CM | Chrome | | \$65 |
| | MON | Matte Onyx | | - |
| | MSK | Matte Smoke | | - |
| | PON | Onyx | | - |
| | PSK | Smoke | | - |
| | PHZ | Haze | | - |
| | PCT | Cotton | | - |
| | PMI | Midnight | | - |
| FRAME FINISH COLLECTION 2 | PCU | Currant [25 unit minimum order quantity] | | \$26 |
| TRIM FINISH (glides + shroud) | BKN | Black | | - |
| | SKN | Smoke | | - |
| WOOD | LB | Striped Beech Light | | - |
| | MB | Striped Beech Medium | | - |
| | DB | Striped Beech Dark | | - |
| | MW | Walnut Medium | | \$160 |
| | DW | Walnut Dark | | \$160 |
| OPTIONS | UPH | Fully Upholstered Seat with Wood Back | | VAR |
| | CA | Carpet Casters [Black Trim Only] | | \$48 |
| | TC | Tile Casters [Black Trim Only] | | \$55 |
| | CR | Chrome Rocker [Black Trim Only] | | \$26 |
| | FG | Felt Glides (4-Leg + Black Trim only) | | \$16 |
| | FG | Felt Glides (Sled) | | \$16 |
| | GB | Ganging Bracket (No Arm only) | | \$21 |
| FREIGHT OPTIONS | FA | Fully Assembled in a Carton | | - |
| | BW | Blanket Wrapped Fully Assembled [25 Unit Minimum] | | \$25 |
| FREIGHT REQUIREMENTS | AS | Allseating Standard | | - |
| | FQ | Special Freight Instructions (Call for Quote) | | VAR |
| | GD | Guaranteed Delivery Date and Time (Call for Quote) | | VAR |

| | | |
|-----------------|---|-------|
| ASTUTE Dolly 14 | Please ensure dolly has separate model/line item with quantities specified. | \$515 |
|-----------------|---|-------|

TO ORDER SIMPLY FILL IN THE BLANKS

| | | | | | | | | | | | | |
|--------|------------|-----|-----|------------|--------------|-------------|--------------------|--------------------|--|----------------|----------------------|--|
| 24 | 0 | | | | | | B | S | | | | |
| SERIES | BACK STYLE | LEG | ARM | ARM FINISH | FRAME FINISH | TRIM FINISH | POLYPROPYLENE BACK | POLYPROPYLENE SEAT | OPTIONS | FREIGHT OPTION | FREIGHT REQUIREMENTS | FABRIC CODE |
| | | | | | | | | | For additional options separate with () hyphen. | | | Please refer to allseating.com for fabric codes. |

INFO
PILLOWS
ASTUTE
ARLES
CHIROFORM
DOVE
EIGHTY TWO
ENTAIL
EXCHANGE
FLUID
FOSTER
HALSA
INERTIA
JIF
L1
LEVO
MANTRA
MULTI
PRATA
PRESTO
RAINBOW
RAY
REQUEST
THERAPOD
TUCK
YOU
ZIP



ASTUTE® STOOL WOOD

DESIGN | BUSK + HERTZOG
GSA SIN | 33721

BASE PRICE | \$785 24052-NPA/NPM

| Wood Seat and Back | Grade 1 | Grade 2/ COM | Grade 3 | Grade 4/ COL | Grade 5 | Grade 6 | Grade 7 | Grade 8 | Leather 1 | Leather 2 | Leather 3 |
|--------------------|---------|--------------|---------|--------------|---------|---------|---------|---------|-----------|-----------|-----------|
| \$785 | \$735 | \$756 | \$770 | \$788 | \$803 | \$831 | \$863 | \$898 | \$975 | \$1,009 | \$1,112 |

FEATURES

- Standard nylon glide
- A choice of either Beech ply in 3 finishes: Light, Medium, and Dark or Walnut ply in 2 finishes: Medium and Dark
- Polished aluminum arms
- Wall-Saving designed frame
- Optional upholstered seat
- Stacks 10 high on dolly, 7 with upholstered seats
- Stacks 4 on the floor, 4 with upholstered seats
- Shroud included with optional upholstered seat

DIMENSIONS

- Bar Overall Armless: 46.9"H | 21.8"W | 22.75"D
- Bar Overall Penguin Arm: 46.9"H | 26.6"W | 22.75"D
- Bar Overall Loop Arm: 46.9"H | 24.3"W | 22.75"D
- Bar Seat: 31.1"H | 18.2"W | 17.2"D
- Counter Overall Armless: 41.5"H | 21.4"W | 22.74"D
- Counter Overall Penguin Arm: 41.5"H | 26.6"W | 22.75"D
- Counter Overall Loop Arm: 41.5"H | 24.3"W | 22.75"D
- Counter Seat: 25.7"H | 18.2"W | 17.2"D
- COM Seat: 1.25 yds

NOTES

- For orders of less than 2, a cartoning surcharge of \$22 net will be incurred per order.
- This product meets the requirements set forth in ANSI/BIFMA X5.1-2011 and is warranted for users up to 350 lbs.
- Dimensions are dependant on options selected. Product can be configured to comply with BIFMA G1-2002 Guidelines.
- Felt covered glides are suitable for use on hardwood, marble.
- Chrome Rockers best used on uneven floors, but are also suitable for all floor types

| SERIES | 24 | Astute | QS | \$ |
|------------------------------------|--------------------------------------|--|---------------------------------------|-------|
| BACK STYLE | 0 | Midback | | - |
| LEG | 52 | Counter 4-Leg | | - |
| | 53 | Counter Sled (will not stack with loop arm) | | \$10 |
| | 55 | Bar 4-Leg | | \$30 |
| | 56 | Bar Sled (will not stack with loop arm) | | \$40 |
| ARM | N | No Arm [Arm Finish Selection Still Required] | | - |
| | G | Penguin Arm | | \$68 |
| | L | Loop Arm (will not stack with sled base) | | \$115 |
| ARM FINISH | PA | Polished Aluminum | | - |
| | PM | Painted to Match Frame | | - |
| FRAME FINISH COLLECTION 1 | CM | Chrome | | \$65 |
| | MON | Matte Onyx | | - |
| | MSK | Matte Smoke | | - |
| | PON | Onyx | | - |
| | PSK | Smoke | | - |
| | PHZ | Haze | | - |
| | PCT | Cotton | | - |
| | PMI | Midnight | | - |
| | PCU | Currant [25 unit minimum order quantity] | | \$26 |
| | TRIM FINISH (glides + shroud) | BKN | Black | |
| | SKN | Smoke | | - |
| WOOD | LB | Striped Beech Light | | - |
| | MB | Striped Beech Medium | | - |
| | DB | Striped Beech Dark | | - |
| | MW | Walnut Medium | | \$160 |
| | DW | Walnut Dark | | \$160 |
| | OPTIONS | UPH | Fully Upholstered Seat with Wood Back | |
| CR | | Chrome Rocker [Black Trim Only] | | \$26 |
| FG | | Felt Glides (4-Leg + Black Trim only) | | \$16 |
| FG | | Felt Glides (Sled) | | \$16 |
| FREIGHT OPTIONS | FA | Fully Assembled in a Carton | | - |
| | BW | Blanket Wrapped Fully Assembled [25 Unit Minimum] | | \$25 |
| FREIGHT REQUIREMENTS | AS | Allseating Standard | | - |
| | FQ | Special Freight Instructions (Call for Quote) | | VAR |
| | GD | Guaranteed Delivery Date and Time (Call for Quote) | | VAR |

| | | | |
|--|------------------------|---|-------|
| | ASTUTE Dolly 14 | Please ensure dolly has separate model/line item with quantities specified. | \$515 |
|--|------------------------|---|-------|

TO ORDER SIMPLY FILL IN THE BLANKS

| | | | | | | | | | | | | |
|--------|------------|-----|-----|------------|--------------|-------------|--------------------|--------------------|--|----------------|----------------------|--|
| 24 | 0 | | | | | | B | S | | | | |
| SERIES | BACK STYLE | LEG | ARM | ARM FINISH | FRAME FINISH | TRIM FINISH | POLYPROPYLENE BACK | POLYPROPYLENE SEAT | OPTIONS | FREIGHT OPTION | FREIGHT REQUIREMENTS | FABRIC CODE |
| | | | | | | | | | For additional options separate with (-) hyphen. | | | Please refer to allseating.com for fabric codes. |

INFO
PILLOWS
ASTUTE
ARLES
CHIROFORM
DOME
EIGHTY TWO
ENTAIL
EXCHANGE
FLUID
FOSTER
HALSA
INERTIA
JIF
L1
LEVO
MANTRA
MULTI
PRATA
PRESTO
RAINBOW
RAY
REQUEST
THERAPOD
TUCK
YOU
ZIP



AYLES™ GUEST

DESIGN | ALLSEATING
GSA SIN | 33721

BASE PRICE | \$1,425 41016-LB

| Grade 1 | Grade 2/ COM | Grade 3 | Grade 4/COL | Grade 5 | Grade 6 | Grade 7 | Grade 8 | Leather 1 | Leather 2 | Leather 3 |
|---------|-----------------|---------|-------------|---------|---------|---------|---------|-----------|-----------|-----------|
| \$1,425 | \$1,502 | \$1,552 | \$1,618 | \$1,675 | \$1,777 | \$1,893 | \$2,022 | \$2,304 | \$2,429 | \$2,806 |

FEATURES

- 4" Cylinder
- Aluminum lounge base
- Carpet casters

DIMENSIONS

- Overall:
36.25" - 40.25"H | 27.5"W | 27.5"D
- Seat:
17.13" - 21.13"H | 17"W | 18.5"D
- Back: 24.31"H | 16"W
- COM FULL: 2.75 yd.
- COM BACK: 1.75 yd.
- COM SEAT: 1 yd.

| SERIES | 41 | Ayles | QS | \$ |
|----------------------|----|--|----|------|
| BACK STYLE | 0 | Midback | | - |
| CONTROL | 16 | Cone Mechanism* | | - |
| | 35 | Knee Tilt | | - |
| BASE | LB | Lounge Base | | - |
| | BN | Black Nylon Caster Base | | - |
| | AB | Aluminum Caster Base | | \$65 |
| | AR | Auto Return Cylinder | | \$82 |
| OPTIONS | H | 55mm Dual Surface Casters | | \$30 |
| FREIGHT OPTIONS | FA | Fully Assembled in Carton | | - |
| | BW | Blanket Wrapped Fully Assembled (25 unit minimum) | | \$55 |
| | AS | Allseating Standard | | - |
| FREIGHT REQUIREMENTS | FQ | Special Freight Instructions (Call for Quote) | | VAR |
| | GD | Guaranteed Delivery Date and Time (Call for Quote) | | VAR |

NOTES

- Ships fully assembled for BW Freight Options, a 25 unit minimum order applies
- This product meets the requirements set forth in ANSI/BIFMA X5.1-2011 and is warranted for users up to 350 lbs.
- *When caster base is selected, Cone Mechanism will match

TO ORDER SIMPLY FILL IN THE BLANKS

| | | | | | | | | | | | | | |
|---------------|---|-------------------|---|----------------|---|-------------|---|--|---|-----------------------|---|-----------------------------|--|
| 41 | - | 0 | - | | - | | - | | - | | - | | |
| SERIES | | BACK STYLE | | CONTROL | | BASE | | OPTIONS For additional options separate with (-) hyphen. | | FREIGHT OPTION | | FREIGHT REQUIREMENTS | FABRIC CODE Please refer to allseating.com for fabric codes. |

AYLES™ OTTOMAN

DESIGN | ALLSEATING
GSA SIN | 33721



FEATURES

- Aluminum lounge base

BASE PRICE | \$270
41X51-LB

| Grade 1 | Grade 2/ COM | Grade 3 | Grade 4/COL | Grade 5 | Grade 6 | Grade 7 | Grade 8 | Leather 1 | Leather 2 | Leather 3 |
|---------|-----------------|---------|-------------|---------|---------|---------|---------|-----------|-----------|-----------|
| \$270 | \$298 | \$316 | \$340 | \$361 | \$398 | \$440 | \$487 | \$590 | \$635 | \$772 |

| SERIES | 41 | Ayles | QS | \$ |
|----------------------|----|--|----|------|
| BACK STYLE | X | No Back | | - |
| LEG | 51 | Ottoman | | - |
| BASE | LB | Lounge Base | | - |
| FREIGHT OPTIONS | FA | Fully Assembled in Carton | | - |
| | BW | Blanket Wrapped Fully Assembled (25 unit minimum) | | \$25 |
| FREIGHT REQUIREMENTS | AS | Allseating Standard | | - |
| | FQ | Special Freight Instructions (Call for Quote) | | VAR |
| | GD | Guaranteed Delivery Date and Time (Call for Quote) | | VAR |

DIMENSIONS

- Overall: 16.5"H | 21"W | 18"D
- COM: 1 yd.

NOTES

- Ships fully assembled, for BW Freight Option, a 25 unit minimum order applies.
- This product meets the requirements set forth in ANSI/BIFMA X5.1-2011 and is warranted for users up to 350 lbs.

TO ORDER SIMPLY FILL IN THE BLANKS

| | | | | | | |
|--------|------------|-----|------|----------------|----------------------|---|
| 41 | X | 51 | LB | | | |
| SERIES | BACK STYLE | LEG | BASE | FREIGHT OPTION | FREIGHT REQUIREMENTS | FABRIC CODE Please refer to allseating.com for fabric codes. |



CHIROFORM™ ULTRA MIDBACK

DESIGN | ALEX HARLEY
GSA SIN | 33721

BASE PRICE | \$615
96040-NA

| Grade 1 | Grade 2/ COM | Grade 3 | Grade 4/COL | Grade 5 | Grade 6 | Grade 7 | Grade 8 | Leather 1 | Leather 2 | Leather 3 |
|---------|-----------------|---------|-------------|---------|---------|---------|---------|-----------|-----------|-----------|
| \$615 | \$657 | \$684 | \$720 | \$752 | \$807 | \$870 | \$941 | \$1,094 | \$1,163 | \$1,368 |

FEATURES

- 3.5" cylinder
- For arm features and travel specifications, see page 16
- Carpet casters
- High density foam
- 24|7 Warranty on Synchro (40) and Deluxe Synchro (12) mechanisms, options included are T2 arms and Seat Slider

DIMENSIONS

- Overall [Synchro Tilt]: 36.5"- 40"H | 28"W | 28"D
- Overall [Deluxe Tilt J-Bar]: 38" - 41.5"H | 28"W | 28"D
- Seat [Synchro Tilt]: 16.5"- 20"H | 21.5"W | 21"D
- Seat [Deluxe Tilt J-Bar]: 18.25"-21.75"H | 21.5"W | 21"D
- Back: 20"H | 19"W
- COM FULL: 1.5 yds

NOTES

- Ships knocked down.
- For BW and FA freight options, minimum quantities apply, please check with Sales Support for details.
- All other features are dependant on the control specified. Please refer to Control Choice on page 8 for full description of available features.
- Tension is adjustable on OHC and OHH casters to accommodate various surfaces
- This product meets the requirements set forth in ANSI/BIFMA X5.1-2011 and is warranted for users up to 350 lbs.
- Dimensions are dependant on options selected. Product can be configured to comply with BIFMA G1-2002 guidelines.
- If requiring a 3" seat slider, please specify with code SE rather than SS.
- *** High profile base N/A with SS or LS options

| SERIES | 96 | Chiroform Ultra | QS | \$ |
|-----------------------------|------------|---|----|-------|
| BACK STYLE | 0 | Midback | • | - |
| CONTROL | 40 | Synchro Tilt (ST) | • | - |
| | 80 | Deluxe Tilt J-Bar (DJ) | • | \$58 |
| ARM | NA | No Arm | • | - |
| | T2 | Task 2 Arm (Available with AWK or AWL) | • | \$110 |
| | 4D | 4 Dimensional Arm (Available with AWK or AWL) | • | \$130 |
| | MF | Multi-functional Arm (width adjustment incl.) | • | \$158 |
| | T7 | Ergonomic Task Arm [available with AWK] | • | \$295 |
| OPTIONS | AWK | Adjustable Width Bracket (Knob) | • | \$30 |
| | AWL | Adjustment Width Bracket (Lever) | • | \$40 |
| | LH | Dual Surface Casters | • | \$32 |
| | OHH | OH Dual Surface Casters [adjustable] | • | \$95 |
| | OHC | OH Carpet Casters [adjustable] | • | \$63 |
| | BU | Bumper Trim | • | \$30 |
| | SS | Seat Slider (Standard 2.5" range) | • | \$85 |
| | BN | Ballistic Nylon Back | • | \$48 |
| | LS | Low Seat Height with 5" Travel*** | • | \$53 |
| | CL | CAL TB133 | • | \$95 |
| FREIGHT OPTIONS | KD | Knocked Down | • | - |
| | BW | Blanket Wrapped - Fully Assembled [25 unit minimum] | | \$55 |
| | FA | Fully Assembled in Carton [25 unit minimum] | | \$75 |
| FREIGHT REQUIREMENTS | AS | Allseating Standard | | - |
| | FQ | Special Freight Instructions (Call for Quote) | | VAR |
| | GD | Guranteed Delivery Date and Time (Call for Quote) | | VAR |

TO ORDER SIMPLY FILL IN THE BLANKS

| | | | | | | | | | | | |
|---------------|---|-------------------|---|----------------|---|------------|---|--|-----------------------|-----------------------------|--|
| 96 | - | 0 | - | | - | | - | | | | |
| SERIES | | BACK STYLE | | CONTROL | | ARM | | OPTIONS For additional options separate with (-) hyphen. | FREIGHT OPTION | FREIGHT REQUIREMENTS | FABRIC CODE Please refer to allseating.com for fabric codes. |

NINVO
PILLOWS
ASTUTE
ATLES
CHIROFORM
DOME
EIGHTY TWO
ENTAIL
EXCHANGE
FLUID
FOSTER
HALSA
INERTIA
JIF
L1
LEVO
MANTRA
MULTI
PRATA
PRESTO
RAINBOW
RAY
REQUEST
THERAPOD
TUCK
YOU
ZIP



CHIROFORM™ ULTRA HIGHBACK

DESIGN | ALEX HARLEY
GSA SIN | 33721

BASE PRICE | \$648
96140-NA

| Grade 1 | Grade 2/ COM | Grade 3 | Grade 4/COL | Grade 5 | Grade 6 | Grade 7 | Grade 8 | Leather 1 | Leather 2 | Leather 3 |
|---------|-----------------|---------|-------------|---------|---------|---------|---------|-----------|-----------|-----------|
| \$648 | \$697 | \$729 | \$771 | \$807 | \$872 | \$946 | \$1,028 | \$1,207 | \$1,287 | \$1,527 |

FEATURES

- 3.5" cylinder
- For arm features and travel specifications, see page 16
- Carpet casters
- High density foam
- 24|7 Warranty on Synchro (40) and Deluxe Synchro (12) mechanisms, options included are T2 arms and Seat Slider

DIMENSIONS

- Overall [Synchro Tilt]: 39.5"- 43"H | 28"W | 28"D
- Overall [Deluxe Tilt J-Bar]: 41"-44.5"H | 28"W | 28"D
- Seat [Synchro Tilt]: 16.5"- 20"H | 21.5"W | 21"D
- Seat [Deluxe Tilt J-Bar]: 18.25"-21.75"H | 21.5"W | 21"D
- Back: 23"H | 18.5"W
- COM FULL: 1.75 yds

NOTES

- Ships knocked down.
- For BW and FA freight options, minimum quantities apply, please check with Sales Support for details.
- All other features are dependant on the control specified. Please refer to Control Choice on page 8 for full description of available features.
- Tension is adjustable on OHC and OHH casters to accommodate various surfaces
- This product meets the requirements set forth in ANSI/BIFMA X5.1-2011 and is warranted for users up to 350 lbs.
- Dimensions are dependant on options selected. Product can be configured to comply with BIFMA G1-2002 guidelines.
- If requiring a 3" seat slider, please specify with code SE rather than SS.
- *** High profile base N/A with SS or LS options

| SERIES | 96 | Chiroform Ultra | QS | \$ |
|-----------------------------|------------|---|----|-------|
| BACK STYLE | 1 | Highback | • | - |
| CONTROL | 40 | Synchro Tilt (ST) | • | - |
| | 80 | Deluxe Tilt J-Bar (DJ) | • | \$58 |
| ARM | NA | No Arm | • | - |
| | T2 | Task 2 Arm (Available with AWK or AWL) | • | \$110 |
| | 4D | 4 Dimensional Arm (Available with AWK or AWL) | • | \$130 |
| | MF | Multi-Functional Arm (width adjustment incl.) | • | \$158 |
| | T7 | Ergonomic Task Arm [available with AWK] | • | \$295 |
| OPTIONS | AWK | Adjustable Width Bracket (Knob) | • | \$30 |
| | AWL | Adjustment Width Bracket (Lever) | • | \$40 |
| | LH | Dual Surface Casters | • | \$32 |
| | OHH | OH Dual Surface Casters [adjustable] | • | \$95 |
| | OHC | OH Carpet Casters [adjustable] | • | \$63 |
| | BU | Bumper Trim | • | \$30 |
| | SS | Seat Slider (Standard 2.5" range)*** | • | \$85 |
| | BN | Ballistic Nylon Back | • | \$48 |
| | LS | Low Seat Height with 5" Travel*** | • | \$53 |
| | CL | CAL TB133 | • | \$95 |
| FREIGHT OPTIONS | KD | Knocked Down | • | - |
| | BW | Blanket Wrapped - Fully Assembled [25 unit minimum] | | \$55 |
| | FA | Fully Assembled in Carton [25 unit minimum] | | \$75 |
| FREIGHT REQUIREMENTS | AS | Allseating Standard | | - |
| | FQ | Special Freight Instructions (Call for Quote) | | VAR |
| | GD | Guranteed Delivery Date and Time (Call for Quote) | | VAR |

TO ORDER SIMPLY FILL IN THE BLANKS

| | | | | | | | | | | | | | |
|---------------|---|-------------------|---|----------------|---|------------|---|--|---|-----------------------|---|-----------------------------|--|
| 96 | - | 1 | - | | - | | - | | - | | - | | |
| SERIES | | BACK STYLE | | CONTROL | | ARM | | OPTIONS For additional options separate with (-) hyphen. | | FREIGHT OPTION | | FREIGHT REQUIREMENTS | FABRIC CODE Please refer to allseating.com for fabric codes. |

INFO
PILLOWS
ASTUTE
ATLES
CHIROFORM
DONE
EIGHTY TWO
ENTAIL
EXCHANGE
FLUID
FOSTER
HALSA
INERTIA
JIF
L1
LEVO
MANTRA
MULTI
PRATA
PRESTO
RAINBOW
RAY
REQUEST
THERAPOD
TUCK
YOU
ZIP



CHIROFORM™ ULTRA 24:7

DESIGN | ALEX HARLEY
GSA SIN | 33721

| BASE PRICE \$798 | | | | | | | | | | | |
|--------------------|---------|---------|---------|-----------------|---------|---------|---------|---------|-----------|-----------|-----------|
| 97011-NA | | | | | | | | | | | |
| Code | Grade 1 | Grade 2 | Grade 3 | Grade 4/ COL | Grade 5 | Grade 6 | Grade 7 | Grade 8 | Leather 1 | Leather 2 | Leather 3 |
| 97011-NA | \$798 | \$840 | \$867 | \$903 | \$935 | \$990 | \$1,053 | \$1,124 | \$1,277 | \$1,346 | \$1,551 |
| 97111-NA | \$895 | \$944 | \$976 | \$1,018 | \$1,054 | \$1,119 | \$1,193 | \$1,275 | \$1,454 | \$1,534 | \$1,774 |

FEATURES

- 5.5" heavy duty cylinder
- Heavy duty base
- Memory foam
- For arm features and travel specifications, see page 16
- Heavy duty carpet casters

HIGHBACK DIMENSIONS

- Overall [Deluxe Tilter Heavy Duty]: 40"- 43.5"H | 27"W | 27"D
- Seat [Deluxe Tilter Heavy Duty]: 17.5"- 21"H | 21.5"W | 21"D
- Back: 23"H | 19"W
- COM FULL: 1.75 yds

MIDBACK DIMENSIONS

- Overall [Deluxe Tilter Heavy Duty]: 37"- 40.5"H | 27"W | 27"D
- Seat [Deluxe Tilter Heavy Duty]: 17.5"- 21"H | 21.5"W | 21"D
- Back: 20"H | 19"W
- COM FULL: 1.5 yds

| SERIES | 97 | Chiroform Ultra | QS | \$ |
|----------------------|-----|---|----|-------|
| BACK STYLE | 0 | Midback | • | VAR |
| | 1 | Highback | • | VAR |
| CONTROL | 11 | Deluxe Tilter Heavy Duty (DJ/DH) | • | - |
| ARM | NA | No Arm | • | - |
| | T2 | Task 2 Arm | • | \$110 |
| | 4D | 4 Dimensional Arm | • | \$130 |
| | AWL | Adjustment Width Bracket (Lever) | • | \$40 |
| OPTIONS | H | Hard Surface Casters | • | \$30 |
| | SS | Seat Slider (Standard 2.5" range)*** | • | \$85 |
| | BN | Ballistic Nylon Back | • | INCL |
| | CL | CAL TB133 | • | \$95 |
| | BU | Bumper Trim | • | \$30 |
| FREIGHT OPTIONS | KD | Knocked Down | • | - |
| | BW | Blanket Wrapped - Fully Assembled [25 unit minimum] | | \$55 |
| | FA | Fully Assembled in Carton [25 unit minimum] | | \$75 |
| FREIGHT REQUIREMENTS | AS | Allseating Standard | | - |
| | FQ | Special Freight Instructions (Call for Quote) | | VAR |
| | GD | Guaranteed Delivery Date and Time (Call for Quote) | | VAR |

NOTES

- Ships knocked down.
- For BW and FA freight options, minimum quantities apply, please check with Sales Support for details.
- All other features are dependant on the control specified. Please refer to Control Choice on page 8 for full description of available features.
- This product meets the requirements set forth in ANSI/BIFMA X5.1-2011 and is warranted for users up to 350 lbs.
- Dimensions are dependant on options selected. Product can be configured to comply with BIFMA G1-2002 guidelines.
- If requiring a 3" seat slider, please specify with code SE rather than SS.

TO ORDER SIMPLY FILL IN THE BLANKS

| | | | | | | | | | | | | | | |
|---------------|---|-------------------|---|----------------|---|------------|---|--|---|-----------------------|---|-----------------------------|---|--|
| 97 | - | | - | 11 | - | | - | | - | | - | | - | |
| SERIES | | BACK STYLE | | CONTROL | | ARM | | OPTIONS | | FREIGHT OPTION | | FREIGHT REQUIREMENTS | | FABRIC CODE |
| | | | | | | | | For additional options separate with (-) hyphen. | | | | | | Please refer to allseating.com for fabric codes. |

INFO
PILLOWS
ASTUTE
ATLES
CHIROFORM
DONE
EIGHTY TWO
ENTAIL
EXCHANGE
FLUID
FOSTER
HALSA
INERTIA
JIF
L1
LEVO
MANTRA
MULTI
PRATA
PRESTO
RAINBOW
RAY
REQUISITE
THERAPOD
TUCK
YOU
ZIP



CHIROFORM™ ULTRA STOOL

DESIGN | ALEX HARLEY
GSA SIN | 33721

BASE PRICE | \$668
96019-NA

| Grade 1 | Grade 2/ COM | Grade 3 | Grade 4/COL | Grade 5 | Grade 6 | Grade 7 | Grade 8 | Leather 1 | Leather 2 | Leather 3 |
|---------|-----------------|---------|-------------|---------|---------|---------|---------|-----------|-----------|-----------|
| \$668 | \$710 | \$737 | \$773 | \$805 | \$860 | \$923 | \$994 | \$1,147 | \$1,216 | \$1,421 |

FEATURES

- 8" cylinder
- For arm features and travel specifications, see page 16
- Carpet casters
- Includes adjustable foot ring

DIMENSIONS

- Overall [Basic Stool]: 40"- 47.5"H | 28"W | 28"D
- Overall [Posture Back]: 40.5"-48"H | 28"W | 28"D
- Seat [Basic Stool]: 19.5"- 27"H | 21.5"W | 21"D
- Seat [Posture Back]: 21"-28.5"H | 21.5"W | 21"D
- Back: 20"H | 19"W
- 10" Stool Package
- Seat: 18.5"- 28.5"H, 19"W, 18.5"D
- COM FULL: 1.5 yds

NOTES

- Ships knocked down.
- For BW and FA freight options, minimum quantities apply, please check with Sales Support for details.
- All other features are dependant on the control specified. Please refer to Control Choice on page 8 for full description of available features.
- Tension is adjustable on OHC and OHH casters to accommodate various surfaces
- This product meets the requirements set forth in ANSI/ BIFMA X5.1-2011 and is warranted for users up to 350 lbs.
- Dimensions are dependant on options selected. Product can be configured to comply with BIFMA G1-2002 guidelines.

| SERIES | 96 | Chiroform Ultra | QS | \$ |
|-----------------------------|------------|--|----|-------|
| BACK STYLE | 0 | Midback | • | - |
| CONTROL | 19 | Basic Stool [B2] | • | - |
| | 30 | Posture Back [P] | • | \$74 |
| ARM | NA | No Arm | • | - |
| | T2 | Task 2 Arm [Available with AWK or AWL] | • | \$110 |
| | 4D | 4 Dimensional Arm [Available with AWK or AWL] | • | \$130 |
| | MF | Multi-Functional Arm [Width Adjustment Incl.] | • | \$158 |
| OPTIONS | AWL | Adjustment Width Bracket (Lever) | • | \$40 |
| | H | Dual Surface Casters [10" Stool Only] | • | \$30 |
| | LH | Dual Surface Casters [8" Stool Only] | • | \$32 |
| | G | Glides [10" Stool Only] | • | \$30 |
| | OHH | OH Hard Surface Casters [adjustable 8" Stool Only] | • | \$95 |
| | OHC | OH Carpet Casters [adjustable 8" Stool Only] | • | \$63 |
| | BU | Bumper Trim | • | \$30 |
| | 10 | 10" Stool Package (N/A with P Control) | • | \$36 |
| | AB | Aluminum Base [8" Stool Only] | • | \$65 |
| | BN | Ballistic Nylon Back | • | \$48 |
| | CL | CAL TB133 | • | \$95 |
| FREIGHT OPTIONS | KD | Knocked Down | • | - |
| | BW | Blanket Wrapped - Fully Assembled [25 unit minimum] | | \$55 |
| | FA | Fully Assembled in Carton [25 unit minimum] | | \$75 |
| FREIGHT REQUIREMENTS | AS | Allseating Standard | | - |
| | FQ | Special Freight Instructions (Call for Quote) | | VAR |
| | GD | Guranteed Delivery Date and Time (Call for Quote) | | VAR |
| | GD | Guranteed Delivery Date and Time (Call for Quote) | | VAR |

TO ORDER SIMPLY FILL IN THE BLANKS

- - - - - - -

SERIES **BACK STYLE** **CONTROL** **ARM** **OPTIONS** **FREIGHT OPTION** **FREIGHT REQUIREMENTS** **FABRIC CODE**

For additional options separate with (-) hyphen. Please refer to allseating.com for fabric codes.

INFO
PILLOWS
ASTUTE
AILES
CHIROFORM
DONE
EIGHTY TWO
ENTAIL
EXCHANGE
FLUID
FOSTER
HALSA
INERTIA
JIF
L1
LEVO
MANTRA
MULTI
PRATA
PRESTO
RAINBOW
RAY
REQUEST
THERAPOD
TUCK
YOU
ZIP



CHIROFORM™ BIG

DESIGN | ALLSEATING
GSA SIN | 33721

BASE PRICE | \$1,125
99111-NA

| Grade 1 | Grade 2/ COM | Grade 3 | Grade 4/COL | Grade 5 | Grade 6 | Grade 7 | Grade 8 | Leather 1 | Leather 2 | Leather 3 |
|---------|-----------------|---------|-------------|---------|---------|---------|---------|-----------|-----------|-----------|
| \$1,125 | \$1,188 | \$1,229 | \$1,283 | \$1,330 | \$1,413 | \$1,508 | \$1,613 | \$1,844 | \$1,946 | \$2,255 |

FEATURES

- 5.5" heavy duty cylinder
- Heavy duty base
- Memory foam
- Adjustable loop arm (2.375")
- Heavy duty carpet casters

DIMENSIONS

- Overall [Deluxe Tilter Heavy Duty]: 41"- 46.5"H | 27"W | 27"D
- Seat [Deluxe Tilter Heavy Duty]: 17.75"- 23.25"H | 23.5"W | 21"D
- Back: 22"H | 22.25"W
- COM FULL: 2.75 yds

| SERIES | 99 | Chiroform Big | QS | \$ |
|----------------------|----|---|----|-------|
| BACK STYLE | 1 | Highback | | - |
| CONTROL | 11 | Deluxe Tilter Heavy Duty (DJ/DH) | | - |
| ARM | NA | No Arm | | - |
| | AL | Adjustable Loop Arm | | \$120 |
| | H | Hard Surface Casters | | \$30 |
| OPTIONS | BU | Bumper Trim | | \$30 |
| | CL | CAL TB133 | | \$140 |
| | KD | Knocked Down | | - |
| FREIGHT OPTIONS | BW | Blanket Wrapped - Fully Assembled [25 unit minimum] | | \$55 |
| | FA | Fully Assembled in Carton [25 unit minimum] | | \$75 |
| | AS | Allseating Standard | | - |
| FREIGHT REQUIREMENTS | FQ | Special Freight Instructions (Call for Quote) | | VAR |
| | GD | Guaranteed Delivery Date and Time (Call for Quote) | | VAR |

NOTES

- Ships knocked down.
- For BW and FA freight options, minimum quantities apply, please check with Sales Support for details.
- Suitable for up to 500lbs.
- All other features are dependant on the control specified. Please refer to Control Choice on page 8 for full description of available features.
- This product meets the requirements set forth in ANSI/ BIFMA X5.1-2011.
- Dimensions are dependant on options selected. Product can be configured to comply with BIFMA G1-2002 guidelines.

TO ORDER SIMPLY FILL IN THE BLANKS

| | | | | | | | | | | | | | |
|---------------|---|-------------------|---|----------------|---|------------|---|--|---|-----------------------|---|-----------------------------|--|
| 99 | - | 1 | - | 11 | - | | - | | - | | - | | |
| SERIES | | BACK STYLE | | CONTROL | | ARM | | OPTIONS For additional options separate with (-) hyphen. | | FREIGHT OPTION | | FREIGHT REQUIREMENTS | FABRIC CODE Please refer to allseating.com for fabric codes. |

INFO
PILLOWS
ASTUTE
ATLES
CHIROFORM
DONE
EIGHTY TWO
ENTAIL
EXCHANGE
FLUID
FOSTER
HALSA
INERTIA
JIF
L1
LEVO
MANTRA
MULTI
PRATA
PRESTO
RAINBOW
RAY
REQUISITE
THERAPOD
TUCK
YOU
ZIP

DOVE™ LAB CHAIR

DESIGN | ALLSEATING
NOT ON GSA CONTRACT



FEATURES

- 5.5" Cylinder
- Composite base
- Carpet casters
- Adjustable foot ring included with 8" or 10" stool package

DIMENSIONS LAB CHAIR

- Overall: 30"- 43.5"H | 27"W | 24"D
- Seat: 18.25"- 25.5"H | 18"W | 17"D
- Back: 12.5"- 18.5"H | 16"W

DIMENSIONS SCOOTER STOOL

- Overall: 20.5"H | 27"W | 27"D
- Seat: 15.5"- 20.5"H | 14" Diameter

| BASE PRICE \$670 | |
|--------------------|----------------------------|
| 16030-PY | |
| Code | Polyurethane Seat and Back |
| 16017 | \$260 |
| 16030 | \$670 |

| SERIES | 16 | Dove | QS | \$ |
|-----------------------------|-----------|--|----|-------|
| BACK STYLE | 0 | Midback | | - |
| CONTROL | 30 | Lab Chair Posture Back (P) | | VAR |
| | 17 | Scoter Stool Basic Posture (B) | | VAR |
| SEAT | PY | Polyurethane | | - |
| OPTIONS | H | Dual Surface Casters [Not Available with 8" Stool] | | \$30 |
| | LH | Dual Surface Casters [8" Stool Only] | | \$32 |
| | P | Pressure Breaking Casters | | \$60 |
| | RP | Reverse Pressure Breaking Casters | | \$112 |
| | G | Glides [Not Available with 8" Stool] | | \$30 |
| | 8 | 8" Stool Package | | \$118 |
| | 10 | 10" Stool Package | | \$140 |
| FREIGHT OPTIONS | KD | Knocked Down | | - |
| FREIGHT REQUIREMENTS | AS | Allseating Standard | | - |
| | FQ | Special Freight Instructions (Call for Quote) | | VAR |

NOTES

- Ships knocked down
- For BW and FA freight options, minimum quantities apply.
- Foot ring is included with 8" or 10" stool package; base diameter change (Seat 8: 22"- 30" | Seat 10: 24.5"- 34.5"H)
- All other features are dependant on the control specified. Please refer to Control Choice on page 8 for full description of available features.
- This product meets the requirements set forth in ANSI/ BIFMA X5.1-2011 and is warranted for users up to 350 lbs.
- Dimensions are dependant on options selected. Product can be configured to comply with BIFMA G1-2002 guidelines.

TO ORDER SIMPLY FILL IN THE BLANKS

| | | | | | | | |
|---------------|-------------------|----------------|-------------|--|-----------------------|-----------------------------|--|
| 16 | 0 | | PY | | | | |
| SERIES | BACK STYLE | CONTROL | SEAT | OPTIONS For additional options separate with (-) hyphen. | FREIGHT OPTION | FREIGHT REQUIREMENTS | FABRIC CODE Please refer to allseating.com for fabric codes. |



INFO
PILLOWS
ASTUTE
ARLES
CHIROFORM
DOVE
LIGHT TWO
ENTAIL
EXCHANGE
FLUID
FOSTER
HALSA
INERTIA
JIF
L1
LEVO
MANTRA
MULTI
PRATA
PRESTO
RAINBOW
RAY
REQUISITE
THERAPOD
TUCK
YOU
ZIP



EIGHTY TWO[®] MIDBACK

DESIGN | ALLSEATING
GSA SIN | NOT ON GSA CONTRACT

BASE PRICE | \$360
73082-NA

| Code | Grade 1 | Grade 2 | Grade 3 | Grade 4/ COL | Grade 5 | Grade 6 | Grade 7 | Grade 8 | Leather 1 | Leather 2 | Leather 3 |
|----------|---------|---------|---------|-----------------|---------|---------|---------|---------|-----------|-----------|-----------|
| 73082 | \$360 | \$381 | \$395 | \$413 | \$428 | \$456 | \$488 | \$523 | \$600 | \$634 | \$737 |
| Headrest | \$80 | \$87 | \$92 | \$98 | \$103 | \$112 | \$123 | \$134 | \$160 | \$171 | \$206 |

FEATURES

- 4.5" cylinder
- Fabricated seat foam
- Adjustable lumbar included
- Optional Birch frame and base features black mechanism and black carpet casters
- Optional 2.5" seat slider
- Optional adjustable headrest [fabric matches seat]
- For arm details and travel specifications, see page 16
- Sit to counter includes height adjustable foot ring
- For mesh colors and model codes see page 22

DIMENSIONS

- Overall No Headrest [Basic Synchro Tilt]: 35.5"-40" H | 25.75" W | 25.75" D
- Overall With Headrest [Basic Synchro Tilt]: 41.75"-48.75" H | 25.75" W | 25.75" D
- Seat [Basic Synchro Tilt]: 15" - 19.5" H | 19.4" W | 17"-19" D
- Back: 20.5" H | 18" W
- COM Seat: 0.75 yd
- COM Headrest: 0.25 yd

| SERIES | 73 | Eighty Two | QS | \$ |
|--|------------|---|----|-------|
| BACK STYLE | 0 | Midback | - | - |
| CONTROL | 82 | Basic Synchro Tilt | - | - |
| ARM | NA | No Arm | - | - |
| | CA | Fixed Conference Arm | | \$80 |
| | T1 | Height Adjustable Arm | | \$105 |
| | PV | Pivot Arm [Available Early 2022] | | \$125 |
| FRAME FINISH | BKN | Black | - | - |
| Base and arms will match the frame selection | BRN | Birch [Available Spring 2022] | | \$48 |
| BACK MESH | 11M | M11 Mesh in Mixtape | - | - |
| | 11S | M11 Mesh in Stardust | - | - |
| | 11N | M11 Mesh in New Wave | - | - |
| | 11A | M11 Mesh in Arcade | - | - |
| OPTIONS [OTHER] | AWL | Adjustable Width Bracket Lever [SS option required] | | \$37 |
| | HR | Headrest | | VAR |
| | LU | Adjustable Lumbar | | INCL |
| | SS | Seat Slider [Standard 2.5" range] [not available with SC option] | | \$85 |
| | HAB | High Profile Aluminum Base | | \$65 |
| | LH | 65mm [2.5"] Dual Surface Casters [Black] | | \$32 |
| | BC | 65mm [2.5"] Dual Surface Casters [Birch] | | \$32 |
| | OHH | OH Dual Surface Casters [adjustable] | | \$95 |
| | OHC | OH Carpet Casters [adjustable] | | \$63 |
| | SC | Sit to Counter | | \$138 |
| | HS | High Cylinder 5.5" | | \$50 |
| FREIGHT OPTIONS | KD | Knocked Down | - | - |
| | BW | Blanket Wrapped - Fully Assembled [not available when Birch Casters BC option selected] | | \$55 |
| | FA | Fully Assembled in Carton | | \$75 |
| FREIGHT REQUIREMENTS | AS | Allseating Standard | - | - |
| | FQ | Special Freight Instructions [Call for Quote] | | VAR |
| | GD | Guaranteed Delivery Date and Time [Call for Quote] | | VAR |

NOTES

- Ships knocked down
- For BW and FA Freight Options minimum quantities apply, please check with Sales Support for details.
- This product meets the requirements set forth in ANSI/BIFMA X5.1-2011 and is warranted for users up to 325 lbs.

TO ORDER SIMPLY FILL IN THE BLANKS

| | | | | | | | | | | | | | | |
|---------------|---|-------------------|---|----------------|---|------------|---|---------------------|---|------------------|---|--|---|-----------------------------|
| 73 | - | 0 | - | 82 | - | | - | | - | | - | | - | |
| SERIES | | BACK STYLE | | CONTROL | | ARM | | FRAME FINISH | | BACK MESH | | OPTIONS | | FREIGHT REQUIREMENTS |
| | | | | | | | | | | | | For additional options separate with (-) hyphen. | | |
| | | | | | | | | | | | | Please refer to allseating.com for fabric codes. | | |



INFO
PILLOWS
ASTUTE
ATLES
CHIROFORM
DONE
EIGHTY TWO
ENTAIL
EXCHANGE
FLUID
FOSTER
HALSA
INERTIA
JIF
L1
LEVO
MANTRA
MULTI
PRATA
PRESTO
RAINBOW
RAY
REQUISITE
THERAPOD
TUCK
YOU
ZIP



ENTAIL[®] MIDBACK

DESIGN: ALLSEATING
NOT ON GSA CONTRACT

| BASE PRICE \$460 | | | | | | | | | | |
|--------------------|-----------------|---------|-------------|---------|---------|---------|---------|-----------|-----------|-----------|
| 90088-NA | | | | | | | | | | |
| Grade 1 | Grade 2/ COM | Grade 3 | Grade 4/COL | Grade 5 | Grade 6 | Grade 7 | Grade 8 | Leather 1 | Leather 2 | Leather 3 |
| \$460 | \$481 | \$495 | \$513 | \$528 | \$556 | \$588 | \$623 | \$700 | \$734 | \$837 |

FEATURES

- 4.25" cylinder
- Seat Slider comes standard
- Black nylon base
- Molded seat foam
- Optional adjustable lumbar, headrest and aluminum base
- Sit to counter includes height adjustable foot ring

DIMENSIONS

- Overall [Basic Synchro Tilt]: 37"- 40.5"H | 27"W | 27"D
- Seat [Basic Synchro Tilt]: 16"- 20.5"H | 18.5"W | 18.75"D
- Back: 21"H | 18.5"W
- COM: 0.75 yd.

| SERIES | 90 | Entail | QS | \$ |
|--|------------|---|----|-------|
| BACK STYLE | 0 | Midback | • | - |
| CONTROL | 88 | Basic Synchro Tilt (BST) | • | - |
| ARM | NA | No Arm | • | - |
| | WA | With Arm | • | \$58 |
| FRAME FINISH | BKN | Black Nylon | • | - |
| BACK OPTIONS (see page 22 for mesh model code) | 1ON | M1 Mesh Onyx | • | - |
| | 1CN | M1 Mesh Carbon | • | - |
| | M1 | M1 Mesh (Colors other than Onyx or Carbon) | | \$21 |
| | M2 | M2 Mesh | | \$63 |
| | M3 | M3 Mesh | | \$63 |
| OPTIONS | M4 | M4 Mesh | | \$63 |
| | SS | Seat Slider | • | INCL |
| | LH | 65mm Dual Surface Casters | • | \$32 |
| | OHH | OH Dual Surface Casters [adjustable] | | \$95 |
| | OHC | OH Carpet Surface Casters [adjustable] | | \$63 |
| | SC | Sit to Counter | • | \$138 |
| | HS | High Seat 5.5"* | • | - |
| | HRC | Head Rest (fabric matches chair frame) | | \$50 |
| | HRF | Head Rest (fabric matches seat fabric) | | \$50 |
| | AWK | Adjustable Width Bracket Knob | • | \$30 |
| FREIGHT OPTIONS | LU | Adjustable Lumbar | • | \$32 |
| | HAB | High Profile Aluminum Base | • | \$65 |
| | KD | Knocked Down | • | - |
| FREIGHT REQUIREMENTS | BW | Blanket Wrapped - Fully Assembled [25 Unit Minimum] | | \$55 |
| | FA | Fully Assembled in Carton [25 Unit Minimum] | | \$75 |
| FREIGHT REQUIREMENTS | AS | Allseating Standard | | - |
| | FQ | Special Freight Instructions (Call for Quote) | | VAR |
| | GD | Guaranteed Delivery Date and Time (Call for Quote) | | VAR |

NOTES

- Ships knocked down.
- Warranted for users up to 325lbs.
- For BW and FA freight options, minimum quantities apply, please
- This product meets the requirements set forth in ANSI/BIFMA X5.1-2011.
- Arms, base and casters will match frame finish selection.
- For mesh model code see page 22.
- *Composite base will be substituted if HS option is selected

TO ORDER SIMPLY FILL IN THE BLANKS

| | | | | | | | | | | | | | | | | | |
|---------------|---|-------------------|---|----------------|---|------------|---|---------------------|---|--------------------|---|--|---|-----------------------|---|-----------------------------|--|
| 90 | - | 0 | - | 88 | - | | - | | - | | - | | - | | - | | |
| SERIES | | BACK STYLE | | CONTROL | | ARM | | FRAME FINISH | | BACK OPTION | | OPTIONS | | FREIGHT OPTION | | FREIGHT REQUIREMENTS | FABRIC CODE |
| | | | | | | | | | | | | For additional options separate with (-) hyphen. | | | | | Please refer to allseating.com for fabric codes. |



INFO
PILLOWS
ASTUTE
ARTES
CHIROFORM
DONE
EIGHTY TWO
ENTAIL
EXCHANGE
FLUID
FOSTER
HALSA
INERTIA
JIF
L1
LEVO
MANTRA
MULTI
PRATA
PRESTO
RAINBOW
RAY
REQUEST
THERAPOD
TUCK
YOU
ZIP



ENTAIL[®] INSTOCK

DESIGN: ALLSEATING
NOT ON GSA CONTRACT

| | |
|---------------------------|--|
| BASE PRICE \$490 | |
| 91088-WA | |
| Oasis Black | |
| \$490 | |

FEATURES

- 4.25" cylinder
- Task arm and seat slider come standard
- Black nylon base
- Molded seat foam
- Black Oasis seat fabric

DIMENSIONS

- Overall [Basic Synchro Tilt]: 37"- 40.5"H | 27"W | 27"D
- Seat [Basic Synchro Tilt]: 16"- 20.5"H | 18.5"W | 18.75"D
- Back: 21"H | 18.5"W

| SERIES | 91 | Entail InStock | QS | \$ |
|-----------------------------|------------|---|----|-----|
| BACK STYLE | 0 | Midback | • | - |
| CONTROL | 88 | Basic Synchro Tilt (BST) | • | - |
| ARM | WA | With Arm | • | - |
| FRAME FINISH | BKN | Black Nylon | • | - |
| BACK MESH | 10N | M1 Mesh Onyx | • | - |
| OPTION | SS | Seat Slider | • | - |
| FREIGHT OPTIONS | KD | Knocked Down | • | - |
| FREIGHT REQUIREMENTS | AS | Allseating Standard | | - |
| | FQ | Special Freight Instructions (Call for Quote) | | VAR |
| | GD | Guranteed Delivery Date and Time (Call for Quote) | | VAR |

NOTES

- Ships knocked down.
- Warranted for users up to 325lbs.
- This product meets therequirements set forth in ANSI/BIFMA X5.1-2011.

TO ORDER SIMPLY FILL IN THE BLANKS

| | | | | | | | | | | | | | | | | | | |
|---------------|---|-------------------|---|----------------|---|------------|---|---------------------|---|------------------|---|--|---|-----------------------|---|-----------------------------|---|--|
| 91 | - | 0 | - | 88 | - | WA | - | BKN | - | 10N | - | SS | - | KD | - | | - | F-OBLK |
| SERIES | | BACK STYLE | | CONTROL | | ARM | | FRAME FINISH | | BACK MESH | | OPTIONS For additional options separate with (-) hyphen. | | FREIGHT OPTION | | FREIGHT REQUIREMENTS | | FABRIC CODE Please refer to allseating.com for fabric codes. |



INFO
PILLOWS
ASTUTE
ARTES
CHIROFORM
DONE
EIGHTY TWO
ENTAIL
EXCHANGE
FLUID
FOSTER
HALSA
INERTIA
JIF
L1
LEVO
MANTRA
MULTI
PRATA
PRESTO
RAINBOW
RAY
REQUEST
THERAPOD
TUCK
YOU
ZIP

EXCHANGE® FEATURES + NOTES

FRAMES/LEGS

- Made of 14 gauge steel
- Frames are made of rails, rail connectors, bayonet corner connectors, and ganging brackets [listed below]
- All frames are finished in a black powder coat
- Legs always include a black nylon glide
- With linear configurations, back legs angle outwards for stability
- 90 degree angles are bolted via the rail connectors
- 4 leg options:
 - Standard circular - finished in one of our 8 standard powder coats
 - Rectangular - finished in one of our 8 standard powder coats
 - Wood - 3 different wood finishes - top portion is 14 gauge steel and is always painted in haze [contact Exchange team if require paint coat in any other color]
 - Wire - Chrome finish [contact Exchange team if require paint coat in any other color]
- All legs are 8" tall from the floor to the bottom of the seat

SEATS/BACKS

- Warranted up to 350lbs per seat
- Moulded plastic frame with moulded foam on both seats and backs
- Seats can be configured with a back or as backless, for any other options contact the Exchange team
- Seat and back are bolted together via the rail

ARMS/POWER

- Arms include:
 - Low Narrow - 6" wide x 24" high from floor x 28" deep
 - Low Wide - 12" wide x 24" high from floor x 28" deep
 - High Narrow - 6" wide x 30" high from floor x 28" deep
 - High Wide - 12" wide x 30" high from floor x 28" deep
 - Platform - 12" wide x 13" high from floor x 24" deep [Seat Depth - SD] or 28" deep [Full Depth - FD]
- Platform arms require SD or FD specification, SD will be used with no backs specified, FD will be used with backs specified unless otherwise noted
- Location of power in SD option will be in the middle of the platform, for the FD option it will be towards the back
- Power optional on all arms - 1AC|2XUSB
- 3 power color options - Cloud, Smoke, Onyx
- Power plate on platform arms will always match the frame color
- Arm laminate surface available with low wide arm or 12" platform arms - 13 color options
- No arm or linking ends can be paired with any other End/Arm options
- For standard configurations, all end options must be paired with the same on the opposite end or a no arm or linking end
- Through custom configurations, 12" end options can be paired with different 12" end options.
- Seamless laminate surface

SCREENS

- Upholstered or mesh options available on all standard screens
- Mesh options not available on tall screens
- Mesh screens are priced at a grade 3
- Select type [Partial, Full, Surround] and then finish/fabric
- Screens are always mounted to the backs or backs and sides of the arms
- Partial screen covers the length of the backs
- Full screen covers the length of the backs and the back of the arms
- Surround screen covers the length of the backs and back of the arms, plus the depth of the arms

CORNER TABLES/SWING TABLES

- The corners of the L or U shaped configurations can be replaced with corner tables [DW]
- All corner tables and swing tables require a laminate surface to be specified - 13 colour options
- Due to the laminate, DW arms do not have replaceable fabric covers
- Swing tables are 8" wide and are placed on top and in between 2 seats
- Swing tables should only be placed in the middle of 4 seats [either a

- 4 seater, L with a 4 seater side or a U] since this brings the seat width down to 20"
- Swing tables include power with 1AC|2xUSB in cloud finish only
- Corner tables cannot have power
- Seamless laminate surface

LINKING TABLES

- Linking tables can be used where there are linking options selected on opposite ends of 2 configurations
- 24" or 120 degree options available
- 13 laminate color options
- Power is an option for any linking table
- Power plate will match the frame finish
- Can be specified as either
- Location of power in a Seat Depth [SD] linking table would be towards the middle of the laminate, of a Full Depth [FD] it would be towards the back of the laminate
- Seamless laminate surface
- If screens are specified on the linking tables, screens are required on both adjoining configurations
- Storage on the 24" linking table is available - power will be located towards the middle of the linking table
- Reference Application Guide for further details

GANGING BRACKETS/SHARED LEGS

- Ganging brackets come in kits.
- If the ganging brackets are ordered on their own, a leg is mandatory underneath where the ganging bracket is mounted
- In order to install a ganging bracket, one must have linking ends on opposite ends of the configurations you'd like to gang
- Ganging brackets are finished in a black powder coat, shared legs will match our standard leg option and the 16 powder coat colors are viable
- Back to back and back to back with screen combos to not contain or require ganging brackets
- Side to side shared legs require ganging brackets

FREE STANDING TABLES

- Options include:
 - 16" Cocktail Table
 - 24" Circular Table
 - 30" Circular Table
 - 36" Circular Table
 - 24" x 48" Coffee Table
 - Laptop Table
 - 18" Tall
- Legs angle outwards
- 16 powder coat finishes for the legs, 13 laminate color options
- Laptop table fabric pull to match laminate selection
- Seamless laminate surface

UPHOLSTERY

- All graded-in and carded patterns
- If you are supplying COM/COL, send a sample addressed to your Sales Support Specialist for testing and approval before ordering


SHIPPING

- Exchange configurations to ship PA or BW - screens, legs, and corner sections to be installed in field
- Tables to ship KD - legs to be installed in field
- Linking tables to ship KD - to be attached to linking configuration in the field

OTHER

- This product meets the requirements set forth in AINSI/BIFMA HCF 8.1
- 12 year comprehensive part and labor warranty

EXCHANGE® DIMENSIONS



| LINEAR | DIMENSIONS | SINGLE | DOUBLE | TRIPLE | QUAD |
|------------------------|-------------------|-------------------|--------|--------|------|
| OVERALL NO ARM: | HEIGHT | 30" | 30" | 30" | 30" |
| | WIDTH | 24" | 48" | 72" | 96" |
| | DEPTH | 28" | 28" | 28" | 28" |
| SEAT: | HEIGHT | 18" | 18" | 18" | 18" |
| | WIDTH | 24" | 24" | 24" | 24" |
| | DEPTH | 20" | 20" | 20" | 20" |
| SEAT - NO BACK: | DEPTH | 24" | 24" | 24" | 24" |
| | LOW ARMS: | HEIGHT FROM FLOOR | 24" | 24" | 24" |
| HIGH ARMS: | HEIGHT FROM SEAT | 6" | 6" | 6" | 6" |
| | HEIGHT FROM FLOOR | 30" | 30" | 30" | 30" |
| COM: | HEIGHT FROM SEAT | 12" | 12" | 12" | 12" |
| | NO ARM FULL: yds | 3.75 | 7 | 10.5 | 14 |
| | SEAT: yds | 1.75 | 3.5 | 5.25 | 7 |
| | BACK: yds | 1.75 | 3.5 | 5.25 | 7 |
| | LW ARM: yds | 3 | 3 | 3 | 3 |
| | LN ARM: yds | 2.5 | 2.5 | 2.5 | 2.5 |
| | HW ARM: yds | 3.5 | 3.5 | 3.5 | 3.5 |
| | HN ARM: yds | 3.25 | 3.25 | 3.25 | 3.25 |
| | PARTIAL SCREEN | 1.75 | 3 | 4.25 | 5.75 |
| | FULL SCREEN | 3 | 4.25 | 5.75 | 7 |
| | SURROUND SCREEN | 7 | 8.25 | 9.75 | 11 |

| L-SHAPE | DIMENSIONS | 2x2 | 2x3 | 2x4 | 3x2 | 3x3 | 3x4 | 4x2 | 4x3 | 4x4 |
|------------------------|-------------------|-------|-------|-------|-------|-------|-------|-------|-------|-------|
| OVERALL NO ARM: | HEIGHT | 30" | 30" | 30" | 30" | 30" | 30" | 30" | 30" | 30" |
| | WIDTH | 51" | 75" | 99" | 75" | 75" | 99" | 99" | 99" | 99" |
| | DEPTH | 51" | 51" | 51" | 51" | 75" | 75" | 51" | 75" | 99" |
| SEAT: | HEIGHT | 18" | 18" | 18" | 18" | 18" | 18" | 18" | 18" | 18" |
| | WIDTH | 24" | 24" | 24" | 24" | 24" | 24" | 24" | 24" | 24" |
| | DEPTH | 20" | 20" | 20" | 20" | 20" | 20" | 20" | 20" | 20" |
| LOW ARMS: | HEIGHT FROM FLOOR | 24" | 24" | 24" | 24" | 24" | 24" | 24" | 24" | 24" |
| | HEIGHT FROM SEAT | 6" | 6" | 6" | 6" | 6" | 6" | 6" | 6" | 6" |
| HIGH ARMS: | HEIGHT FROM FLOOR | 30" | 30" | 30" | 30" | 30" | 30" | 30" | 30" | 30" |
| | HEIGHT FROM SEAT | 12" | 12" | 12" | 12" | 12" | 12" | 12" | 12" | 12" |
| COM: | NO ARM FULL: yds | 12.25 | 12.25 | 19.25 | 15.75 | 19.25 | 22.75 | 19.25 | 22.75 | 26.25 |
| | SEAT: yds | 5.25 | 5.25 | 8.75 | 7 | 8.75 | 10.5 | 8.75 | 10.5 | 12.25 |
| | BACK: yds | 7 | 7 | 10.5 | 8.75 | 10.5 | 12.25 | 10.5 | 12.25 | 14 |
| | LW ARM: yds | 3 | 3 | 3 | 3 | 3 | 3 | 3 | 3 | 3 |
| | LN ARM: yds | 2.5 | 2.5 | 2.5 | 2.5 | 2.5 | 2.5 | 2.5 | 2.5 | 2.5 |
| | HW ARM: yds | 3.5 | 3.5 | 3.5 | 3.5 | 3.5 | 3.5 | 3.5 | 3.5 | 3.5 |
| | HN ARM: yds | 3.25 | 3.25 | 3.25 | 3.25 | 3.25 | 3.25 | 3.25 | 3.25 | 3.25 |
| | PARTIAL SCREEN | 3.5 | 4.75 | 6 | 4.75 | 6 | 7.25 | 6.5 | 7.5 | 8.5 |
| | FULL SCREEN | 9 | 10 | 11.5 | 10 | 11 | 12.5 | 9.75 | 12.5 | 11.5 |
| | SURROUND SCREEN | 13 | 14 | 11.5 | 14 | 15 | 16.5 | 13.75 | 16.5 | 15.5 |

| U-SHAPE | DIMENSIONS | 4x2 | 4x3 | 4x4 |
|------------------------|-------------------|------|------|------|
| OVERALL NO ARM: | HEIGHT | 30" | 30" | 30" |
| | WIDTH | 102" | 102" | 102" |
| | DEPTH | 51" | 75" | 99" |
| SEAT: | HEIGHT | 18" | 18" | 18" |
| | WIDTH | 24" | 24" | 24" |
| | DEPTH | 20" | 20" | 20" |
| LOW ARMS: | HEIGHT FROM FLOOR | 24" | 24" | 24" |
| | HEIGHT FROM SEAT | 6" | 6" | 6" |
| HIGH ARMS: | HEIGHT FROM FLOOR | 30" | 30" | 30" |
| | HEIGHT FROM SEAT | 12" | 12" | 12" |
| COM: | NO ARM FULL: yds | 24.5 | 31.5 | 39 |
| | SEAT: yds | 10.5 | 14 | 18 |
| | BACK: yds | 14 | 17.5 | 21 |
| | LW ARM: yds | 3 | 3 | 3 |
| | LN ARM: yds | 2.5 | 2.5 | 2.5 |
| | HW ARM: yds | 3.5 | 3.5 | 3.5 |
| | HN ARM: yds | 3.25 | 3.25 | 3.25 |
| | PARTIAL SCREEN | 6.5 | 7.5 | 8.5 |
| | FULL SCREEN | 9.75 | 12.5 | 11.5 |
| | SURROUND SCREEN | 16 | 16.5 | 15.5 |

EXCHANGE® DIMENSIONS

| FULL CREENZA | DIMENSIONS | 1x1 | 2x2 | 3x3 | 2x3 | 3x2 | 3x4 | 4x3 |
|--|----------------------------|------|-------|------|------|------|-------|-------|
| OVERALL NO ARM [HIGH PARTIAL SCREEN]: | HEIGHT | 60" | 60" | 60" | 60" | 60" | 60" | 60" |
| | WIDTH | 36" | 60" | 102" | 96" | 96" | 120" | 96" |
| | DEPTH | 96" | 96" | 99" | 96" | 96" | 96" | 120" |
| OVERALL WIDE ARM [HIGH PARTIAL SCREEN]: | HEIGHT | 60" | 60" | 60" | - | - | - | - |
| | WIDTH | 48" | 60" | 84" | - | - | - | - |
| | DEPTH | 96" | 96" | 96" | - | - | - | - |
| SEAT: | HEIGHT | 18" | 60" | 60" | 18" | 18" | 18" | 18" |
| | WIDTH | 24" | 72" | 84" | 24" | 24" | 24" | 24" |
| | DEPTH | 20" | 96" | 96" | 20" | 20" | 20" | 20" |
| LOW ARMS: | HEIGHT FROM FLOOR | 24" | 24" | 24" | - | - | - | - |
| | HEIGHT FROM SEAT | 6" | 6" | 6" | - | - | - | - |
| HIGH ARMS: | HEIGHT FROM FLOOR | 30" | 30" | 30" | - | - | - | - |
| | HEIGHT FROM SEAT | 12" | 12" | 12" | - | - | - | - |
| WIDE ARMS: | WIDTH [SIDE TO SIDE] | 12" | 12" | 12" | - | - | - | - |
| COM: | NO ARM PARTIAL SCREEN: yds | 17 | 26.5 | 36.2 | 36.2 | 36.2 | 46.1 | 46.1 |
| | SEAT: yds | 3.5 | 7 | 10.5 | 8.75 | 8.75 | 12.25 | 12.25 |
| | BACK: yds | 3.5 | 7 | 10.5 | 8.75 | 8.75 | 12.25 | 12.25 |
| | LW ARM [SINGLE ARM]: yds | 1.5 | 1.5 | 1.5 | - | - | - | - |
| | HW ARM [SINGLE ARM]: yds | 1.75 | 1.75 | 1.75 | - | - | - | - |
| | PARTIAL SCREEN: yds | 10 | 12.5 | 15.2 | 18.7 | 18.7 | 21.6 | 21.6 |
| | FULL SCREEN | 11.2 | 13.85 | 16.5 | - | - | - | - |
| | SURROUND SCREEN | 14.7 | 17.35 | 20 | - | - | - | - |

| PARTIAL CREENZA | DIMENSIONS | LEFT 2-SEATER | RIGHT 2-SEATER | LEFT 3-SEATER | RIGHT 3-SEATER |
|--|----------------------------|---------------|----------------|---------------|----------------|
| OVERALL NO ARM [HIGH PARTIAL SCREEN]: | HEIGHT | 60" | 60" | 60" | 60" |
| | WIDTH | 60" | 72" | 84" | 72" |
| | DEPTH | 72" | 60" | 72" | 84" |
| OVERALL WIDE ARM [HIGH PARTIAL SCREEN]: | HEIGHT | 60" | 60" | 60" | 60" |
| | WIDTH | 72" | 72" | 96" | 72" |
| | DEPTH | 72" | 72" | 72" | 96" |
| LOW ARMS: | HEIGHT FROM FLOOR | 24" | 24" | 24" | 24" |
| | HEIGHT FROM SEAT | 6" | 6" | 6" | 6" |
| HIGH ARMS: | HEIGHT FROM FLOOR | 30" | 30" | 30" | 30" |
| | HEIGHT FROM SEAT | 12" | 12" | 12" | 12" |
| WIDE ARMS: | WIDTH: [side to side] | 12" | 12" | 12" | 12" |
| COM: | NO ARM PARTIAL SCREEN: yds | 14.75 | 14.75 | 19.75 | 19.75 |
| | SEAT: yds | 3.5 | 3.5 | 5.25 | 5.25 |
| | BACK: yds | 3.5 | 3.5 | 5.25 | 5.25 |
| | LW ARM: yds | 1.5 | 1.5 | 1.5 | 1.5 |
| | HW ARM: yds | 1.75 | 1.75 | 1.75 | 1.75 |
| | COM PARTIAL SCREEN: | 7.75 | 7.75 | 9.25 | 9.25 |
| | COM FULL SCREEN: | 8.5 | 8.5 | 9.75 | 9.75 |
| | COM SURROUND SCREEN: | 10.25 | 10.25 | 11.5 | 11.5 |
| SURROUND SCREEN | 16 | 16.5 | 15.5 | 15.5 | |

EXCHANGE® DIMENSIONS

| PARTIAL CREENZA | DIMENSIONS | LEFT L-3x3 | RIGHT L-3x3 | LEFT L-3x4 | RIGHT L-3x4 | LEFT L-4x3 | RIGHT L-4x3 | LEFT L-4x4 | RIGHT L-4x4 |
|--|----------------------------|------------|-------------|------------|-------------|------------|-------------|------------|-------------|
| OVERALL NO ARM [HIGH PARTIAL SCREEN]: | HEIGHT | 60" | 60" | 60" | 60" | 60" | 60" | 60" | 60" |
| | WIDTH | 76" | 88" | 76" | 112" | 76" | 112" | 100" | 112" |
| | DEPTH | 88" | 76" | 112" | 76" | 112" | 76" | 112" | 100" |
| OVERALL WIDE ARM [HIGH PARTIAL SCREEN]: | HEIGHT | 60" | 60" | 60" | 60" | 60" | 60" | 60" | 60" |
| | WIDTH | 88" | 88" | 112" | 112" | 112" | 112" | 112" | 112" |
| | DEPTH | 88" | 88" | 88" | 88" | 88" | 88" | 112" | 112" |
| LOW ARMS: | HEIGHT FROM FLOOR | 24" | 24" | 24" | 24" | 24" | 24" | 24" | 24" |
| | HEIGHT FROM SEAT | 6" | 6" | 6" | 6" | 6" | 6" | 6" | 6" |
| HIGH ARMS: | HEIGHT FROM FLOOR | 30" | 30" | 30" | 30" | 30" | 30" | 30" | 30" |
| | HEIGHT FROM SEAT | 12" | 12" | 12" | 12" | 12" | 12" | 12" | 12" |
| WIDE ARMS: | WIDTH: [side to side] | 12" | 12" | 12" | 12" | 12" | 12" | 12" | 12" |
| COM: | NO ARM PARTIAL SCREEN: yds | 28.8 | 28.8 | 33.75 | 33.75 | 33.75 | 33.75 | 38.5 | 38.5 |
| | SEAT: yds | 8.75 | 8.75 | 10.5 | 10.5 | 10.5 | 10.5 | 12.25 | 12.25 |
| | BACK: yds | 9.5 | 9.5 | 11.25 | 11.25 | 11.25 | 11.25 | 13 | 13 |
| | LW ARM: yds | 1.5 | 1.5 | 1.5 | 1.5 | 1.5 | 1.5 | 1.5 | 1.5 |
| | HW ARM: yds | 1.75 | 1.75 | 1.75 | 1.75 | 1.75 | 1.75 | 1.75 | 1.75 |
| | COM PARTIAL SCREEN: | 10.55 | 10.55 | 12 | 12 | 12 | 12 | 13.25 | 13.25 |
| | COM FULL SCREEN, NO ARM: | 14 | 14 | 15.5 | 15.5 | 15.5 | 15.5 | 16.75 | 16.75 |
| | COM FULL SCREEN, WIDE ARM: | 14.75 | 14.75 | 16.05 | 16.05 | 16.05 | 16.05 | 17.4 | 17.4 |
| | COM SURROUND SCREEN: | 16.45 | 16.45 | 17.8 | 17.8 | 17.8 | 17.8 | 19.15 | 19.15 |

| PARTIAL CREENZA | DIMENSIONS | LEFT U-2x3 | RIGHT U-3x2 | LEFT U-3x4 | LEFT U-4x3 |
|--|----------------------------|------------|-------------|------------|------------|
| OVERALL NO ARM [HIGH PARTIAL SCREEN]: | HEIGHT | 60" | 60" | 60" | 60" |
| | WIDTH | 104" | 88" | 104" | 112" |
| | DEPTH | 88" | 104" | 112" | 104" |
| COM: | NO ARM PARTIAL SCREEN: yds | 38.5 | 38.5 | 47.8 | 47.8 |
| | SEAT: yds | 12.25 | 12.25 | 15.75 | 15.75 |
| | BACK: yds | 13.75 | 13.75 | 17.25 | 17.25 |
| | COM PARTIAL SCREEN: | 12.1 | 12.1 | 14.8 | 14.8 |
| | COM FULL SCREEN, NO ARM: | 19 | 19 | 21.75 | 21.75 |

| WORKPOD | DIMENSIONS | ONE-SEATER | TWO-SEATER |
|------------------------|-------------------|------------|------------|
| OVERALL NO ARM: | HEIGHT | 48" | 48" |
| | WIDTH | 37" | 61" |
| | DEPTH | 56" | 56" |
| SEAT: | HEIGHT | 18" | 18" |
| | WIDTH | 24" | 24" |
| | DEPTH | 20" | 20" |
| LOW ARMS: | HEIGHT FROM FLOOR | 24" | 24" |
| | HEIGHT FROM SEAT | 6" | 6" |
| HIGH ARMS: | HEIGHT FROM FLOOR | 30" | 30" |
| | HEIGHT FROM SEAT | 12" | 12" |
| COM: | WIDE ARMS WIDTH: | 12" | 12" |
| | NO ARM FULL: yds | 3.75 | 7 |
| | SEAT: yds | 1.75 | 3.5 |
| | BACK: yds | 1.75 | 3.5 |
| | LW ARM: yds | 3 | 3 |
| HW ARM: yds | 3.5 | 3.5 | |
| COM PARTIAL SCREEN: | 8.25 | 9.25 | |
| COM FULL SCREEN: | 8.75 | 10 | |
| COM SURROUND SCREEN: | 10.75 | 12 | |



EXCHANGE® ONE-SEATER

DESIGN | NICK GILLISSIE GSA SIN | 711-17

BASE PRICE | \$1,205

E1011-NA

*ARM PRICES LISTED AS SINGLE ARM ONLY
*KNIT SCREEN PRICES USE GRADE 3

| Code | Grade 1 | Grade 2/ COM | Grade 3/ Knit Screens | Grade 4/ COL | Grade 5 | Grade 6 | Grade 7 | Grade 8 | Leather 1 | Leather 2 | Leather 3 |
|------------------|---------|-----------------|--------------------------|-----------------|---------|---------|---------|---------|-----------|-----------|-----------|
| SEAT + OTTOMAN | \$760 | \$809 | \$841 | \$883 | \$919 | \$984 | \$1,058 | \$1,140 | \$1,319 | \$1,399 | \$1,639 |
| BACK | \$445 | \$494 | \$526 | \$568 | \$604 | \$669 | \$743 | \$825 | \$1,004 | \$1,084 | \$1,324 |
| LOW WIDE ARM* | \$365 | \$407 | \$434 | \$470 | \$502 | \$557 | \$620 | \$691 | \$844 | \$913 | \$1,118 |
| LOW NARROW ARM* | \$300 | \$335 | \$358 | \$388 | \$414 | \$460 | \$513 | \$571 | \$699 | \$756 | \$928 |
| HIGH WIDE ARM* | \$460 | \$509 | \$541 | \$583 | \$619 | \$684 | \$758 | \$840 | \$1,019 | \$1,099 | \$1,339 |
| HIGH NARROW ARM* | \$390 | \$439 | \$471 | \$513 | \$549 | \$614 | \$688 | \$770 | \$949 | \$1,029 | \$1,269 |
| PARTIAL SCREEN | \$192 | \$241 | \$273 | \$315 | \$351 | \$416 | \$490 | \$572 | \$751 | \$831 | \$1,071 |
| FULL SCREEN | \$384 | \$468 | \$522 | \$594 | \$657 | \$768 | \$894 | \$1,035 | \$1,343 | \$1,479 | \$1,890 |
| SURROUND SCREEN | \$832 | \$1,028 | \$1,154 | \$1,322 | \$1,469 | \$1,728 | \$2,022 | \$2,351 | \$3,069 | \$3,387 | \$4,346 |

NOTES

- See page 41 for general features and notes
- See page 42-44 for dimensions and customers own material yardage
- Linking Ends can be paired with any other
- End option. All Arms or 12" Platform Ends must be paired with either the same on the opposite end or a Linking end.
- Refer to Application Guide for rules on using linking ends

| SERIES | E1 | Exchange Linear | CODE | | CODE | \$ |
|--|-----|--|------|---------------------------------------|------|----------------------|
| BACK STYLE | 0 | Midback | X | Ottoman | | VAR |
| LEG | 11 | One-Seater | | | | - |
| END OPTION | LNA | No Arm - Left End | RNA | No Arm - Right End | | - |
| | LLK | Linking End - Left End | RLK | Linking End - Right End | | VAR |
| | LLW | Low Wide - Left End | RLW | Low Wide - Right End | | VAR |
| | LLN | Low Narrow - Left End | RLN | Low Narrow - Right End | | VAR |
| | LHW | High Wide - Left End | RHW | High Wide - Right End | | VAR |
| | LHN | High Narrow - Left End | RHN | High Narrow - Right End | | VAR |
| | LPT | 12" Platform - Left End *** | RPT | 12" Platform - Right End *** | | \$915 |
| ARM SURFACE | WH | White | CL | Clay | WW | Washed Wood \$340 |
| | NT | Natural | TA | Taupe | WL | Light Wood \$340 |
| | FO | Fog | EA | Earth | WM | Medium Wood \$340 |
| | MS | Mist | BK | Black | WS | Slate Wood \$340 |
| | | | | | WD | Dark Wood \$340 |
| LEG POSITION | US | Under Seat [Ottoman + Narrow Arms Only] | UA | Under Arm [not available for Ottoman] | | - |
| LEG TYPE | SL | Standard Leg | | | | \$55 |
| | RL | Rectangle Leg | | | | \$465 |
| | WL | Wire Leg [Chrome Only] [for painted contact Sales Support] | | | | \$135 |
| | LO | Wood Leg [Light Oak] | | | | - |
| PAINT FINISH [will reflect all painted components] | MON | Matte Onyx | MSK | Matte Smoke | | - |
| | PON | Onyx | PSK | Smoke | PHZ | Haze - |
| | PCT | Cotton | PCU | Currant | PMI | Midnight - |
| | PCI | Citrus [coming soon] | PIN | Indigo [coming soon] | PPI | Pine [coming soon] - |
| | PPO | Pottery [coming soon] | PBR | Birch [coming soon] | | - |
| POWER FINISH | O | Matte Onyx | C | Matte Cloud | S | Matte Smoke - |
| POWER LOCATION | L | Power USB Single Left Arm | R | Power USB Single Right Arm | | \$250 |
| Code: Combine color + side Example CR = Cloud Single Right Arm FOR DUAL POWER SPECIFY LEFT AND RIGHT ARM | | | | | | |
| SCREEN TYPE | PS | Partial Screen | FS | Full Screen* | SS | Surround Screen* VAR |
| KNIT SCREEN COLOR | FR | Frost | KH | Khaki | GR | Graphite VAR |
| | JA | Java | BK | Black | | VAR |
| FREIGHT OPTIONS | BW | Blanket Wrapped Fully Assembled [25 seat min] | | | | \$75 |
| | PA | Partially Assembled | | | | \$75 |
| FREIGHT REQUIREMENTS | AS | Allseating Standard | | | | - |
| | GD | Special Freight Instructions** | | | | VAR |
| | FQ | Guaranteed Delivery** | | | | VAR |

* Available with matching ARMS only

** Call for Quote


*** Price includes laminate

TO ORDER SIMPLY FILL IN THE BLANKS

- - - - - - - - - - - - - -

SERIES BACK STYLE LEG END OPTION END OPTION ARM SURFACE LEG POSITION LEG TYPE PAINT FINISH POWER FINISH+LOCATION SCREEN TYPE KNIT SCREEN FREIGHT OPTION FREIGHT REQUIREMENTS FABRIC CODE
Please refer to allseating.com for fabric codes.

NFO
PILLOWS
ASTUTE
ARLES
CHIROFORM
DOME
EIGHTY TWO
ENTAIL
EXCHANGE
FLUID
FOSTER
HALSA
INERTIA
JIF
L1
LEVO
MANTRA
MULTI
PRATA
PRESTO
RAINBOW
RAY
REQUEST
THERAPOD
TUCK
YOU
ZIP



EXCHANGE® TWO-SEATER

DESIGN | NICK GILLISSIE GSA SIN | 711-17

BASE PRICE | \$2,410
E1012-NA

*ARM PRICES LISTED AS SINGLE ARM ONLY
 *KNIT SCREEN PRICES USE GRADE 3

| Code | Grade 1 | Grade 2/ COM | Grade 3/ Knit Screens | Grade 4/ COL | Grade 5 | Grade 6 | Grade 7 | Grade 8 | Leather 1 | Leather 2 | Leather 3 |
|------------------|---------|-----------------|--------------------------|-----------------|---------|---------|---------|---------|-----------|-----------|-----------|
| SEAT + BENCH | \$1,520 | \$1,618 | \$1,681 | \$1,765 | \$1,839 | \$1,968 | \$2,115 | \$2,280 | \$2,638 | \$2,798 | \$3,277 |
| BACK | \$890 | \$988 | \$1,051 | \$1,135 | \$1,209 | \$1,338 | \$1,485 | \$1,650 | \$2,008 | \$2,168 | \$2,647 |
| LOW WIDE ARM* | \$365 | \$407 | \$434 | \$470 | \$502 | \$557 | \$620 | \$691 | \$844 | \$913 | \$1,118 |
| LOW NARROW ARM* | \$300 | \$335 | \$358 | \$388 | \$414 | \$460 | \$513 | \$571 | \$699 | \$756 | \$928 |
| HIGH WIDE ARM* | \$460 | \$509 | \$541 | \$583 | \$619 | \$684 | \$758 | \$840 | \$1,019 | \$1,099 | \$1,339 |
| HIGH NARROW ARM* | \$390 | \$439 | \$471 | \$513 | \$549 | \$614 | \$688 | \$770 | \$949 | \$1,029 | \$1,269 |
| PARTIAL SCREEN | \$384 | \$468 | \$522 | \$594 | \$657 | \$768 | \$894 | \$1,035 | \$1,343 | \$1,479 | \$1,890 |
| FULL SCREEN | \$576 | \$695 | \$772 | \$874 | \$963 | \$1,120 | \$1,299 | \$1,498 | \$1,934 | \$2,127 | \$2,710 |
| SURROUND SCREEN | \$1,024 | \$1,255 | \$1,404 | \$1,602 | \$1,775 | \$2,080 | \$2,427 | \$2,814 | \$3,660 | \$4,035 | \$5,166 |

NOTES

- See page 41 for general features and notes
- See page 42-44 for dimensions and customers own material yardage

| SERIES | E1 | Exchange Linear | CODE | | CODE | \$ |
|--|------------|--|------------|-------------------------------------|------------|---------------------------|
| BACK STYLE | 0 | Midback | X | Bench | | VAR |
| LEG | 12 | Two-Seater | | | | - |
| END OPTION | LNA | No Arm - Left End | RNA | No Arm - Right End | | - |
| | LLK | Linking End - Left End | RLK | Linking End - Right End | | VAR |
| | LLW | Low Wide - Left End | RLW | Low Wide - Right End | | VAR |
| | LLN | Low Narrow - Left End | RLN | Low Narrow - Right End | | VAR |
| | LHW | High Wide - Left End | RHW | High Wide - Right End | | VAR |
| | LHN | High Narrow - Left End | RHN | High Narrow - Right End | | VAR |
| | LPT | 12" Platform - Left End | RPT | 12" Platform - Right End | | \$915 |
| ARM SURFACE | WH | White | CL | Clay | WW | Washed Wood \$340 |
| | NT | Natural | TA | Taupe | WL | Light Wood \$340 |
| | FO | Fog | EA | Earth | WM | Medium Wood \$340 |
| | MSK | Mist | BK | Black | WS | Slate Wood \$340 |
| | | | | | WD | Dark Wood \$340 |
| LEG POSITION | US | Under Seat [Bench + Narrow Arms Only] | UA | Under Arm [not available for Bench] | | - |
| LEG TYPE | SL | Standard Leg | | | | \$55 |
| | RL | Rectangle Leg | | | | \$465 |
| | WL | Wire Leg [Chrome Only] [for painted contact Sales Support] | MO | Wood Leg [Medium Oak] | DO | Wood Leg [Dark Oak] \$135 |
| | LO | Wood Leg [Light Oak] | MSK | Matte Smoke | | - |
| PAINT FINISH | MON | Matte Onyx | PSK | Smoke | PHZ | Haze - |
| [will reflect all painted components] | PON | Onyx | PCU | Currant | PMI | Midnight - |
| | PCT | Cotton | PIN | Indigo [coming soon] | PPI | Pine [coming soon] - |
| | PCI | Citrus [coming soon] | PBR | Birch [coming soon] | | - |
| | PPO | Pottery [coming soon] | C | Matte Cloud | S | Matte Smoke - |
| POWER FINISH | O | Matte Onyx | R | Power USB Single Right Arm | | \$250 |
| POWER LOCATION | L | Power USB Single Left Arm | | | | |
| Code: Combine color + side Example CR = Cloud Single Right Arm FOR DUAL POWER SPECIFY LEFT AND RIGHT ARM | | | | | | |
| SCREEN TYPE | PS | Partial Screen | FS | Full Screen* | SS | Surround Screen* VAR |
| KNIT SCREEN COLOR | FR | Frost | KH | Khaki | GR | Graphite VAR |
| | JA | Java | BK | Black | | VAR |
| FREIGHT OPTIONS | BW | Blanket Wrapped Fully Assembled [25 seat min] | | | | \$150 |
| | PA | Partially Assembled | | | | \$150 |
| FREIGHT REQUIREMENTS | AS | Allseating Standard | | | | - |
| | FQ | Special Freight Instructions** | | | | VAR |
| | GD | Guaranteed Delivery** | | | | VAR |

* Available with matching ARMS only

** Call for Quote

*** Price includes laminate


TO ORDER SIMPLY FILL IN THE BLANKS

- - - - - - - - - - - - - - -

SERIES BACK STYLE LEG END OPTION END OPTION ARM SURFACE LEG POSITION LEG TYPE PAINT FINISH POWER FINISH+LOCATION SCREEN TYPE KNIT SCREEN FREIGHT OPTION FREIGHT REQUIREMENTS FABRIC CODE
Please refer to allseating.com for fabric codes.



NFO
 PILLOWS
 ASUITE
 ARTES
 CHAIRFORM
 DONE
 EIGHTY TWO
 ENTAIL
 EXCHANGE
 FLUID
 FOSTER
 HALSA
 INERTIA
 JIF
 L1
 LEVO
 MANTRA
 MULTI
 PRATA
 PRESTO
 RAINBOW
 RAY
 REQUEST
 THERAPOD
 TUCK
 YOU
 ZIP



EXCHANGE® THREE SEATER

DESIGN | NICK GILLISSIE GSA SIN | 711-17

BASE PRICE | \$3,615
E1013-NA

*ARM PRICES LISTED AS SINGLE ARM ONLY
 *KNIT SCREEN PRICES USE GRADE 3

| Code | Grade 1 | Grade 2/ COM | Grade 3/ Knit Screens | Grade 4/ COL | Grade 5 | Grade 6 | Grade 7 | Grade 8 | Leather 1 | Leather 2 | Leather 3 |
|------------------|---------|-----------------|--------------------------|-----------------|---------|---------|---------|---------|-----------|-----------|-----------|
| SEAT + BENCH | \$2,280 | \$2,427 | \$2,522 | \$2,648 | \$2,758 | \$2,952 | \$3,173 | \$3,419 | \$3,957 | \$4,196 | \$4,916 |
| BACK | \$1,335 | \$1,482 | \$1,577 | \$1,703 | \$1,813 | \$2,007 | \$2,228 | \$2,474 | \$3,012 | \$3,251 | \$3,971 |
| LOW WIDE ARM* | \$365 | \$407 | \$434 | \$470 | \$502 | \$557 | \$620 | \$691 | \$844 | \$913 | \$1,118 |
| LOW NARROW ARM* | \$300 | \$335 | \$358 | \$388 | \$414 | \$460 | \$513 | \$571 | \$699 | \$756 | \$928 |
| HIGH WIDE ARM* | \$460 | \$509 | \$541 | \$583 | \$619 | \$684 | \$758 | \$840 | \$1,019 | \$1,099 | \$1,339 |
| HIGH NARROW ARM* | \$390 | \$439 | \$471 | \$513 | \$549 | \$614 | \$688 | \$770 | \$949 | \$1,029 | \$1,269 |
| PARTIAL SCREEN | \$576 | \$695 | \$772 | \$874 | \$963 | \$1,120 | \$1,299 | \$1,498 | \$1,934 | \$2,127 | \$2,710 |
| FULL SCREEN | \$768 | \$929 | \$1,033 | \$1,171 | \$1,291 | \$1,504 | \$1,746 | \$2,106 | \$2,605 | \$2,867 | \$3,655 |
| SURROUND SCREEN | \$1,216 | \$1,489 | \$1,665 | \$1,899 | \$2,103 | \$2,464 | \$2,874 | \$3,332 | \$4,331 | \$4,775 | \$6,111 |

NOTES

- See page 41 for general features and notes
- See page 42-44 for dimensions and customers own material yardage

| SERIES | E1 | Exchange Linear | CODE | | CODE | \$ |
|--|------------|--|------------|-------------------------------------|------------|---------------------------|
| BACK STYLE | 0 | Midback | X | Bench | | VAR |
| LEG | 13 | Three-Seater | | | | - |
| END OPTION | LNA | No Arm - Left End | RNA | No Arm - Right End | | - |
| | LLK | Linking End - Left End | RLK | Linking End - Right End | | VAR |
| | LLW | Low Wide - Left End | RLW | Low Wide - Right End | | VAR |
| | LLN | Low Narrow - Left End | RLN | Low Narrow - Right End | | VAR |
| | LHW | High Wide - Left End | RHW | High Wide - Right End | | VAR |
| | LHN | High Narrow - Left End | RHN | High Narrow - Right End | | VAR |
| | LPT | 12" Platform - Left End | RPT | 12" Platform - Right End | | \$915 |
| ARM SURFACE | WH | White | CL | Clay | WW | Washed Wood \$340 |
| | NT | Natural | TA | Taupe | WL | Light Wood \$340 |
| | FO | Fog | EA | Earth | WM | Medium Wood \$340 |
| | MSK | Mist | BK | Black | WS | Slate Wood \$340 |
| | | | | | WD | Dark Wood \$340 |
| LEG POSITION | US | Under Seat [Bench + Narrow Arms Only] | UA | Under Arm [not available for Bench] | | - |
| LEG TYPE | SL | Standard Leg | | | | \$55 |
| | RL | Rectangle Leg | | | | \$465 |
| | WL | Wire Leg [Chrome Only] [for painted contact Sales Support] | MO | Wood Leg [Medium Oak] | DO | Wood Leg [Dark Oak] \$135 |
| | LO | Wood Leg [Light Oak] | MSK | Matte Smoke | | - |
| PAINT FINISH | MON | Matte Onyx | PSK | Smoke | PHZ | Haze - |
| [will reflect all painted components] | PON | Onyx | PCU | Currant | PMI | Midnight - |
| | PCT | Cotton | PIN | Indigo [coming soon] | PPI | Pine [coming soon] - |
| | PCI | Citrus [coming soon] | PBR | Birch [coming soon] | | - |
| | PPO | Pottery [coming soon] | C | Matte Cloud | S | Matte Smoke - |
| POWER FINISH | O | Matte Onyx | R | Power USB Single Right Arm | | \$250 |
| POWER LOCATION | L | Power USB Single Left Arm | | | | |
| Code: Combine color + side Example CR = Cloud Single Right Arm FOR DUAL POWER SPECIFY LEFT AND RIGHT ARM | | | | | | |
| SCREEN TYPE | PS | Partial Screen | FS | Full Screen* | SS | Surround Screen* VAR |
| KNIT SCREEN COLOR | FR | Frost | KH | Khaki | GR | Graphite VAR |
| | JA | Java | BK | Black | | VAR |
| FREIGHT OPTIONS | BW | Blanket Wrapped Fully Assembled [25 seat min] | | | | \$225 |
| | PA | Partially Assembled | | | | \$225 |
| FREIGHT REQUIREMENTS | AS | Allseating Standard | | | | - |
| | FQ | Special Freight Instructions** | | | | VAR |
| | GD | Guaranteed Delivery** | | | | VAR |

* Available with matching ARMS only

** Call for Quote

*** Price includes laminate

TO ORDER SIMPLY FILL IN THE BLANKS

E1 - [] - 13 - L - R - [] - [] - [] - [] - [] - [] - [] - [] - [] - [] - []

SERIES BACK STYLE LEG END OPTION END OPTION ARM SURFACE LEG POSITION LEG TYPE PAINT FINISH POWER FINISH+LOCATION SCREEN TYPE KNIT SCREEN FREIGHT OPTION FREIGHT REQUIREMENTS FABRIC CODE
 Please refer to allseating.com for fabric codes.



NFO
 PILLOWS
 ASUITE
 ARTES
 CHAIRFORM
 DONE
 EIGHTY TWO
 ENTAIL
 EXCHANGE
 FLUID
 FOSTER
 HALSA
 INERTIA
 JIF
 L1
 LEVO
 MANTRA
 MULTI
 PRATA
 PRESTO
 RAINBOW
 RAY
 REQUEST
 THERAPOD
 TUCK
 YOU
 ZIP



EXCHANGE® FOUR-SEATER

DESIGN | NICK GILLISSIE GSA SIN | 711-17

BASE PRICE | \$4,820

E1014-NA

*ARM PRICES LISTED AS SINGLE ARM ONLY
*KNIT SCREEN PRICES USE GRADE 3

| Code | Grade 1 | Grade 2/ COM | Grade 3/ Knit Screens | Grade 4/ COL | Grade 5 | Grade 6 | Grade 7 | Grade 8 | Leather 1 | Leather 2 | Leather 3 |
|------------------|---------|-----------------|--------------------------|-----------------|---------|---------|---------|---------|-----------|-----------|-----------|
| SEAT + BENCH | \$3,040 | \$3,236 | \$3,362 | \$3,530 | \$3,677 | \$3,936 | \$4,230 | \$4,559 | \$5,277 | \$5,595 | \$6,554 |
| BACK | \$1,780 | \$1,976 | \$2,102 | \$2,270 | \$2,417 | \$2,676 | \$2,970 | \$3,299 | \$4,017 | \$4,335 | \$5,294 |
| LOW WIDE ARM* | \$365 | \$407 | \$434 | \$470 | \$502 | \$557 | \$620 | \$691 | \$844 | \$913 | \$1,118 |
| LOW NARROW ARM* | \$300 | \$335 | \$358 | \$388 | \$414 | \$460 | \$513 | \$571 | \$699 | \$756 | \$928 |
| HIGH WIDE ARM* | \$460 | \$509 | \$541 | \$583 | \$619 | \$684 | \$758 | \$840 | \$1,019 | \$1,099 | \$1,339 |
| HIGH NARROW ARM* | \$390 | \$439 | \$471 | \$513 | \$549 | \$614 | \$688 | \$770 | \$949 | \$1,029 | \$1,269 |
| PARTIAL SCREEN | \$768 | \$929 | \$1,033 | \$1,171 | \$1,291 | \$1,504 | \$1,746 | \$2,016 | \$2,605 | \$2,867 | \$3,655 |
| FULL SCREEN | \$960 | \$1,156 | \$1,282 | \$1,450 | \$1,597 | \$1,856 | \$2,150 | \$2,479 | \$3,197 | \$3,515 | \$4,474 |
| SURROUND SCREEN | \$1,408 | \$1,716 | \$1,914 | \$2,178 | \$2,409 | \$2,816 | \$3,278 | \$3,795 | \$4,923 | \$5,423 | \$6,930 |

NOTES

- See page 41 for general features and notes
- See page 42-44 for dimensions and customers own material yardage

| SERIES | E1 | Exchange Linear | CODE | | CODE | | \$ |
|--|-----|--|------|-------------------------------------|------|---------------------|-------|
| BACK STYLE | 0 | Midback | X | Bench | | | VAR |
| LEG | 14 | Three-Seater | | | | | - |
| END OPTION | LNA | No Arm - Left End | RNA | No Arm - Right End | | | - |
| | LLK | Linking End - Left End | RLK | Linking End - Right End | | | VAR |
| | LLW | Low Wide - Left End | RLW | Low Wide - Right End | | | VAR |
| | LLN | Low Narrow - Left End | RLN | Low Narrow - Right End | | | VAR |
| | LHW | High Wide - Left End | RHW | High Wide - Right End | | | VAR |
| | LHN | High Narrow - Left End | RHN | High Narrow - Right End | | | VAR |
| | LPT | 12" Platform - Left End | RPT | 12" Platform - Right End | | | \$915 |
| ARM SURFACE | WH | White | CL | Clay | WW | Washed Wood | \$340 |
| | NT | Natural | TA | Taupe | WL | Light Wood | \$340 |
| | FO | Fog | EA | Earth | WM | Medium Wood | \$340 |
| | MSK | Mist | BK | Black | WS | Slate Wood | \$340 |
| | | | | | WD | Dark Wood | \$340 |
| LEG POSITION | US | Under Seat [Bench + Narrow Arms Only] | UA | Under Arm [not available for Bench] | | | - |
| LEG TYPE | SL | Standard Leg | | | | | \$55 |
| | RL | Rectangle Leg | | | | | \$465 |
| | WL | Wire Leg [Chrome Only] [for painted contact Sales Support] | | | | | \$135 |
| | LO | Wood Leg [Light Oak] | MO | Wood Leg [Medium Oak] | DO | Wood Leg [Dark Oak] | |
| PAINT FINISH | MON | Matte Onyx | MSK | Matte Smoke | | | - |
| [will reflect all painted components] | PON | Onyx | PSK | Smoke | PHZ | Haze | - |
| | PCT | Cotton | PCU | Currant | PMI | Midnight | - |
| | PCI | Citrus [coming soon] | PIN | Indigo [coming soon] | PPI | Pine [coming soon] | - |
| | PPO | Pottery [coming soon] | PBR | Birch [coming soon] | | | - |
| POWER FINISH | O | Matte Onyx | C | Matte Cloud | S | Matte Smoke | - |
| POWER LOCATION | L | Power USB Single Left Arm | R | Power USB Single Right Arm | | | \$250 |
| Code: Combine color + side Example CR = Cloud Single Right Arm FOR DUAL POWER SPECIFY LEFT AND RIGHT ARM | | | | | | | |
| SCREEN TYPE | PS | Partial Screen | FS | Full Screen* | SS | Surround Screen* | VAR |
| KNIT SCREEN COLOR | FR | Frost | KH | Khaki | GR | Graphite | VAR |
| | JA | Java | BK | Black | | | VAR |
| FREIGHT OPTIONS | BW | Blanket Wrapped Fully Assembled [25 seat min] | | | | | \$300 |
| | PA | Partially Assembled | | | | | \$300 |
| FREIGHT REQUIREMENTS | AS | Allseating Standard | | | | | - |
| | FQ | Special Freight Instructions** | | | | | VAR |
| | GD | Guaranteed Delivery** | | | | | VAR |

* Available with matching ARMS only

** Call for Quote

*** Price includes laminate

TO ORDER SIMPLY FILL IN THE BLANKS

- - - - - - - - - - - - - - -

SERIES BACK STYLE LEG END OPTION END OPTION ARM SURFACE LEG POSITION LEG TYPE PAINT FINISH POWER FINISH+LOCATION SCREEN TYPE KNIT SCREEN FREIGHT OPTION FREIGHT REQUIREMENTS FABRIC CODE
Please refer to allseating.com for fabric codes.

NFO
PILLOWS
ASTUTE
ARLES
CHIROFORM
DOME
EIGHTY TWO
ENTAIL
EXCHANGE
FLUID
FOSTER
HALSA
INERTIA
JIF
L1
LEVO
MANTRA
MULTI
PRATA
PRESTO
RAINBOW
RAY
REQUEST
THERAPOD
TUCK
YOU
ZIP



EXCHANGE® L-SHAPE 2x2

DESIGN | NICK GILLISSIE GSA SIN | 711-17

BASE PRICE | \$4,035
E2022-NA

*ARM PRICES LISTED AS SINGLE ARM ONLY
*KNIT SCREEN PRICES USE GRADE 3

| Code | Grade 1 | Grade 2/ COM | Grade 3/ Knit Screens | Grade 4/ COL | Grade 5 | Grade 6 | Grade 7 | Grade 8 | Leather 1 | Leather 2 | Leather 3 |
|------------------|---------|-----------------|--------------------------|-----------------|---------|---------|---------|---------|-----------|-----------|-----------|
| SEAT + OTTOMAN | \$2,255 | \$2,402 | \$2,497 | \$2,623 | \$2,733 | \$2,927 | \$3,148 | \$3,394 | \$3,932 | \$4,171 | \$4,891 |
| BACK | \$1,780 | \$1,976 | \$2,102 | \$2,270 | \$2,417 | \$2,676 | \$2,970 | \$3,299 | \$4,017 | \$4,335 | \$5,294 |
| LOW WIDE ARM* | \$365 | \$407 | \$434 | \$470 | \$502 | \$557 | \$620 | \$691 | \$844 | \$913 | \$1,118 |
| LOW NARROW ARM* | \$300 | \$335 | \$358 | \$388 | \$414 | \$460 | \$513 | \$571 | \$699 | \$756 | \$928 |
| HIGH WIDE ARM* | \$460 | \$509 | \$541 | \$583 | \$619 | \$684 | \$758 | \$840 | \$1,019 | \$1,099 | \$1,339 |
| HIGH NARROW ARM* | \$390 | \$439 | \$471 | \$513 | \$549 | \$614 | \$688 | \$770 | \$949 | \$1,029 | \$1,269 |
| LOW DOUBLE WIDE | \$100 | \$184 | \$238 | \$310 | \$373 | \$484 | \$610 | \$751 | \$1,059 | \$1,195 | \$1,606 |
| PARTIAL SCREEN | \$384 | \$482 | \$545 | \$629 | \$703 | \$832 | \$979 | \$1,144 | \$1,502 | \$1,662 | \$2,141 |
| FULL SCREEN | \$832 | \$1,042 | \$1,177 | \$1,357 | \$1,515 | \$1,792 | \$2,107 | \$2,460 | \$3,228 | \$3,570 | \$4,597 |
| SURROUND SCREEN | \$1,024 | \$1,276 | \$1,438 | \$1,654 | \$1,843 | \$2,176 | \$2,554 | \$2,977 | \$3,900 | \$4,309 | \$5,542 |

NOTES

- See page 41 for general features and notes
- See page 42-44 for dimensions and customers own material yardage

| SERIES | E2 | Exchange L-Shape | CODE | | CODE | \$ |
|--|-----|--|------|-------------------------------------|------|----------------------|
| BACK STYLE | 0 | Midback | X | No Back Bench | | VAR |
| LEG | 22 | 2 x 2 | | | | - |
| END OPTION | LNA | No Arm - Left End | RNA | No Arm - Right End | | - |
| | LLK | Linking End - Left End | RLK | Linking End - Right End | | VAR |
| | LLW | Low Wide - Left End | RLW | Low Wide - Right End | | VAR |
| | LLN | Low Narrow - Left End | RLN | Low Narrow - Right End | | VAR |
| | LHW | High Wide - Left End | RHW | High Wide - Right End | | VAR |
| | LHN | High Narrow - Left End | RHN | High Narrow - Right End | | VAR |
| | LPT | 12" Platform - Left End | RPT | 12" Platform - Right End | | \$915 |
| ARM SURFACE | WH | White | CL | Clay | WW | Washed Wood \$340 |
| | NT | Natural | TA | Taupe | WL | Light Wood \$340 |
| | FO | Fog | EA | Earth | WM | Medium Wood \$340 |
| | MSK | Mist | BK | Black | WS | Slate Wood \$340 |
| | | | | | WD | Dark Wood \$340 |
| LEG POSITION | US | Under Seat [Bench + Narrow Arms Only] | UA | Under Arm [not available for Bench] | | - |
| LEG TYPE | SL | Standard Leg | | | | \$55 |
| | RL | Rectangle Leg | | | | \$465 |
| | WL | Wire Leg [Chrome Only] [for painted contact Sales Support] | | | | \$135 |
| | LO | Wood Leg [Light Oak] | MO | Wood Leg [Medium Oak] | DO | Wood Leg [Dark Oak] |
| PAINT FINISH | MON | Matte Onyx | MSK | Matte Smoke | | - |
| [will reflect all painted components] | PON | Onyx | PSK | Smoke | PHZ | Haze - |
| | PCT | Cotton | PCU | Currant | PMI | Midnight - |
| | PCI | Citrus [coming soon] | PIN | Indigo [coming soon] | PPI | Pine [coming soon] - |
| | PPO | Pottery [coming soon] | PBR | Birch [coming soon] | | - |
| POWER FINISH | O | Matte Onyx | C | Matte Cloud | S | Matte Smoke - |
| POWER LOCATION | L | Power USB Single Left Arm | R | Power USB Single Right Arm | | \$250 |
| Code: Combine color + side Example CR = Cloud Single Right Arm FOR DUAL POWER SPECIFY LEFT AND RIGHT ARM | | | | | | |
| SCREEN TYPE | PS | Partial Screen | FS | Full Screen* | SS | Surround Screen* VAR |
| KNIT SCREEN COLOR | FR | Frost | KH | Khaki | GR | Graphite VAR |
| | JA | Java | BK | Black | | VAR |
| FREIGHT OPTIONS | BW | Blanket Wrapped Fully Assembled [25 seat min] | | | | \$225 |
| | PA | Partially Assembled | | | | \$225 |
| FREIGHT REQUIREMENTS | AS | Allseating Standard | | | | - |
| | FQ | Special Freight Instructions** | | | | VAR |
| | GD | Guaranteed Delivery** | | | | VAR |

* Available with matching ARMS only

** Call for Quote

*** Price includes laminate

TO ORDER SIMPLY FILL IN THE BLANKS

- - - - - - - - - - - - - -

SERIES BACK STYLE LEG END OPTION END OPTION ARM SURFACE LEG POSITION LEG TYPE PAINT FINISH POWER FINISH+LOCATION SCREEN TYPE KNIT SCREEN FREIGHT OPTION FREIGHT REQUIREMENTS FABRIC CODE
Please refer to allseating.com for fabric codes.



NFO
PILLOWS
ASTUTE
ARLES
CHIFFON
DONE
EIGHT TWO
ENTAIL
EXCHANGE
FLUID
FOSTER
HALSA
INERTIA
JIF
L1
LEVO
MANTRA
MULTI
PRATA
PRESTO
RAINBOW
RAY
REQUEST
THERAPOD
TUCK
YOU
ZIP



EXCHANGE® L-SHAPE 2x3

DESIGN | NICK GILLISSIE GSA SIN | 711-17

BASE PRICE | \$5,240
E2023-NA

*ARM PRICES LISTED AS SINGLE ARM ONLY
*KNIT SCREEN PRICES USE GRADE 3

| Code | Grade 1 | Grade 2/ COM | Grade 3/ Knit Screens | Grade 4/ COL | Grade 5 | Grade 6 | Grade 7 | Grade 8 | Leather 1 | Leather 2 | Leather 3 |
|------------------|---------|-----------------|--------------------------|-----------------|---------|---------|---------|---------|-----------|-----------|-----------|
| SEAT + OTTOMAN | \$3,015 | \$3,211 | \$3,337 | \$3,505 | \$3,652 | \$3,911 | \$4,205 | \$4,534 | \$5,252 | \$5,570 | \$6,529 |
| BACK | \$2,225 | \$2,470 | \$2,628 | \$2,838 | \$3,021 | \$3,345 | \$3,713 | \$4,124 | \$5,021 | \$5,419 | \$6,618 |
| LOW WIDE ARM* | \$365 | \$407 | \$434 | \$470 | \$502 | \$557 | \$620 | \$691 | \$844 | \$913 | \$1,118 |
| LOW NARROW ARM* | \$300 | \$335 | \$358 | \$388 | \$414 | \$460 | \$513 | \$571 | \$699 | \$756 | \$928 |
| HIGH WIDE ARM* | \$460 | \$509 | \$541 | \$583 | \$619 | \$684 | \$758 | \$840 | \$1,019 | \$1,099 | \$1,339 |
| HIGH NARROW ARM* | \$390 | \$439 | \$471 | \$513 | \$549 | \$614 | \$688 | \$770 | \$949 | \$1,029 | \$1,269 |
| LOW DOUBLE WIDE | \$100 | \$184 | \$238 | \$310 | \$373 | \$484 | \$610 | \$751 | \$1,059 | \$1,195 | \$1,606 |
| PARTIAL SCREEN | \$576 | \$709 | \$795 | \$909 | \$1,008 | \$1,184 | \$1,384 | \$1,607 | \$2,094 | \$2,310 | \$2,961 |
| FULL SCREEN | \$1,216 | \$1,496 | \$1,676 | \$1,916 | \$2,126 | \$2,496 | \$2,916 | \$3,386 | \$4,411 | \$4,866 | \$6,236 |
| SURROUND SCREEN | \$1,664 | \$2,056 | \$2,308 | \$2,644 | \$2,938 | \$3,456 | \$4,044 | \$4,702 | \$6,137 | \$6,774 | \$8,692 |

NOTES

- See page 41 for general features and notes
- See page 42-44 for dimensions and customers own material yardage

| SERIES | E2 | Exchange L-Shape | CODE | | CODE | \$ |
|--|-----|--|------|-------------------------------------|------|----------------------|
| BACK STYLE | 0 | Midback | X | No Back Bench | | VAR |
| LEG | 23 | 2 x 3 | | | | - |
| END OPTION | LNA | No Arm - Left End | RNA | No Arm - Right End | | - |
| | LLK | Linking End - Left End | RLK | Linking End - Right End | | VAR |
| | LLW | Low Wide - Left End | RLW | Low Wide - Right End | | VAR |
| | LLN | Low Narrow - Left End | RLN | Low Narrow - Right End | | VAR |
| | LHW | High Wide - Left End | RHW | High Wide - Right End | | VAR |
| | LHN | High Narrow - Left End | RHN | High Narrow - Right End | | VAR |
| | LPT | 12" Platform - Left End | RPT | 12" Platform - Right End | | \$915 |
| ARM SURFACE | WH | White | CL | Clay | WW | Washed Wood \$340 |
| | NT | Natural | TA | Taupe | WL | Light Wood \$340 |
| | FO | Fog | EA | Earth | WM | Medium Wood \$340 |
| | MSK | Mist | BK | Black | WS | Slate Wood \$340 |
| | | | | | WD | Dark Wood \$340 |
| LEG POSITION | US | Under Seat [Bench + Narrow Arms Only] | UA | Under Arm [not available for Bench] | | - |
| LEG TYPE | SL | Standard Leg | | | | \$55 |
| | RL | Rectangle Leg | | | | \$465 |
| | WL | Wire Leg [Chrome Only] [for painted contact Sales Support] | | | | \$135 |
| | LO | Wood Leg [Light Oak] | MO | Wood Leg [Medium Oak] | DO | Wood Leg [Dark Oak] |
| PAINT FINISH | MON | Matte Onyx | MSK | Matte Smoke | | - |
| [will reflect all painted components] | PON | Onyx | PSK | Smoke | PHZ | Haze - |
| | PCT | Cotton | PCU | Currant | PMI | Midnight - |
| | PCI | Citrus [coming soon] | PIN | Indigo [coming soon] | PPI | Pine [coming soon] - |
| | PPO | Pottery [coming soon] | PBR | Birch [coming soon] | | - |
| POWER FINISH | O | Matte Onyx | C | Matte Cloud | S | Matte Smoke - |
| POWER LOCATION | L | Power USB Single Left Arm | R | Power USB Single Right Arm | | \$250 |
| Code: Combine color + side Example CR = Cloud Single Right Arm FOR DUAL POWER SPECIFY LEFT AND RIGHT ARM | | | | | | |
| SCREEN TYPE | PS | Partial Screen | FS | Full Screen* | SS | Surround Screen* VAR |
| KNIT SCREEN COLOR | FR | Frost | KH | Khaki | GR | Graphite VAR |
| | JA | Java | BK | Black | | VAR |
| FREIGHT OPTIONS | BW | Blanket Wrapped Fully Assembled [25 seat min] | | | | \$300 |
| | PA | Partially Assembled | | | | \$300 |
| FREIGHT REQUIREMENTS | AS | Allseating Standard | | | | - |
| | FQ | Special Freight Instructions** | | | | VAR |
| | GD | Guaranteed Delivery** | | | | VAR |

* Available with matching ARMS only

** Call for Quote

*** Price includes laminate

TO ORDER SIMPLY FILL IN THE BLANKS

E2 - - 23 - L - R - - - - - - - - - - -

SERIES BACK STYLE LEG END OPTION END OPTION ARM SURFACE LEG POSITION LEG TYPE PAINT FINISH POWER FINISH+LOCATION SCREEN TYPE KNIT SCREEN FREIGHT OPTION FREIGHT REQUIREMENTS FABRIC CODE
Please refer to allseating.com for fabric codes.



NFO
PILLOWS
ASTUTE
ARLES
CHIFFONNI
DOME
EIGHTY TWO
ENTAIL
EXCHANGE
FLUID
FOSTER
HALSA
INERTIA
JIF
L1
LEVO
MANTRA
MULTI
PRATA
PRESTO
RAINBOW
RAY
REQUEST
THERAPOD
TUCK
YOU
ZIP



EXCHANGE® L-SHAPE 2x4

DESIGN | NICK GILLISSIE GSA SIN | 711-17

BASE PRICE | \$6,445
E2024-NA

*ARM PRICES LISTED AS SINGLE ARM ONLY
*KNIT SCREEN PRICES USE GRADE 3

| Code | Grade 1 | Grade 2/ COM | Grade 3/ Knit Screens | Grade 4/ COL | Grade 5 | Grade 6 | Grade 7 | Grade 8 | Leather 1 | Leather 2 | Leather 3 |
|------------------|---------|-----------------|--------------------------|-----------------|---------|---------|---------|---------|-----------|-----------|-----------|
| SEAT + OTTOMAN | \$3,775 | \$4,020 | \$4,178 | \$4,388 | \$4,571 | \$4,895 | \$5,263 | \$5,674 | \$6,571 | \$6,969 | \$8,168 |
| BACK | \$2,670 | \$2,964 | \$3,153 | \$3,405 | \$3,626 | \$4,014 | \$4,455 | \$4,949 | \$6,025 | \$6,503 | \$7,941 |
| LOW WIDE ARM* | \$365 | \$407 | \$434 | \$470 | \$502 | \$557 | \$620 | \$691 | \$844 | \$913 | \$1,118 |
| LOW NARROW ARM* | \$300 | \$335 | \$358 | \$388 | \$414 | \$460 | \$513 | \$571 | \$699 | \$756 | \$928 |
| HIGH WIDE ARM* | \$460 | \$509 | \$541 | \$583 | \$619 | \$684 | \$758 | \$840 | \$1,019 | \$1,099 | \$1,339 |
| HIGH NARROW ARM* | \$390 | \$439 | \$471 | \$513 | \$549 | \$614 | \$688 | \$770 | \$949 | \$1,029 | \$1,269 |
| LOW DOUBLE WIDE | \$100 | \$184 | \$238 | \$310 | \$373 | \$484 | \$610 | \$751 | \$1,059 | \$1,195 | \$1,606 |
| PARTIAL SCREEN | \$768 | \$936 | \$1,044 | \$1,188 | \$1,314 | \$1,536 | \$1,788 | \$2,070 | \$2,685 | \$2,958 | \$3,780 |
| FULL SCREEN | \$1,312 | \$1,613 | \$1,807 | \$2,065 | \$2,290 | \$2,688 | \$3,140 | \$3,645 | \$4,747 | \$5,236 | \$6,709 |
| SURROUND SCREEN | \$1,760 | \$2,173 | \$2,439 | \$2,793 | \$3,102 | \$3,648 | \$4,268 | \$4,961 | \$6,473 | \$7,144 | \$9,165 |

NOTES

- See page 41 for general features and notes
- See page 42-44 for dimensions and customers own material yardage

| SERIES | E2 | Exchange L-Shape | CODE | | CODE | \$ |
|--|-----|--|------|-------------------------------------|------|---------------------------|
| BACK STYLE | 0 | Midback | X | No Back Bench | | VAR |
| LEG | 24 | 2 x 4 | | | | - |
| END OPTION | LNA | No Arm - Left End | RNA | No Arm - Right End | | - |
| | LLK | Linking End - Left End | RLK | Linking End - Right End | | VAR |
| | LLW | Low Wide - Left End | RLW | Low Wide - Right End | | VAR |
| | LLN | Low Narrow - Left End | RLN | Low Narrow - Right End | | VAR |
| | LHW | High Wide - Left End | RHW | High Wide - Right End | | VAR |
| | LHN | High Narrow - Left End | RHN | High Narrow - Right End | | VAR |
| | LPT | 12" Platform - Left End | RPT | 12" Platform - Right End | | \$915 |
| ARM SURFACE | WH | White | CL | Clay | WW | Washed Wood \$340 |
| | NT | Natural | TA | Taupe | WL | Light Wood \$340 |
| | FO | Fog | EA | Earth | WM | Medium Wood \$340 |
| | MSK | Mist | BK | Black | WS | Slate Wood \$340 |
| | | | | | WD | Dark Wood \$340 |
| LEG POSITION | US | Under Seat [Bench + Narrow Arms Only] | UA | Under Arm [not available for Bench] | | - |
| LEG TYPE | SL | Standard Leg | | | | - |
| | RL | Rectangle Leg | | | | \$55 |
| | WL | Wire Leg [Chrome Only] [for painted contact Sales Support] | | | | \$465 |
| | LO | Wood Leg [Light Oak] | MO | Wood Leg [Medium Oak] | DO | Wood Leg [Dark Oak] \$135 |
| PAINT FINISH | MON | Matte Onyx | MSK | Matte Smoke | | - |
| [will reflect all painted components] | PON | Onyx | PSK | Smoke | PHZ | Haze - |
| | PCT | Colton | PCU | Currant | PMI | Midnight - |
| | PCI | Citrus [coming soon] | PIN | Indigo [coming soon] | PPI | Pine [coming soon] - |
| | PPO | Pottery [coming soon] | PBR | Birch [coming soon] | | - |
| POWER FINISH | O | Matte Onyx | C | Matte Cloud | S | Matte Smoke - |
| POWER LOCATION | L | Power USB Single Left Arm | R | Power USB Single Right Arm | | \$250 |
| Code: Combine color + side Example CR = Cloud Single Right Arm FOR DUAL POWER SPECIFY LEFT AND RIGHT ARM | | | | | | |
| SCREEN TYPE | PS | Partial Screen | FS | Full Screen* | SS | Surround Screen* VAR |
| KNIT SCREEN COLOR | FR | Frost | KH | Khaki | GR | Graphite VAR |
| | JA | Java | BK | Black | | VAR |
| FREIGHT OPTIONS | BW | Blanket Wrapped Fully Assembled [25 seat min] | | | | \$375 |
| | PA | Partially Assembled | | | | \$375 |
| FREIGHT REQUIREMENTS | AS | Allseating Standard | | | | - |
| | FQ | Special Freight Instructions** | | | | VAR |
| | GD | Guaranteed Delivery** | | | | VAR |

* Available with matching ARMS only

** Call for Quote

*** Price includes laminate

TO ORDER SIMPLY FILL IN THE BLANKS

- - - - - - - - - - - - - - -

SERIES BACK STYLE LEG END OPTION END OPTION ARM SURFACE LEG POSITION LEG TYPE PAINT FINISH POWER FINISH+LOCATION SCREEN TYPE KNIT SCREEN FREIGHT OPTION FREIGHT REQUIREMENTS FABRIC CODE
Please refer to allseating.com for fabric codes.



NFO
PILLOWS
ASTUTE
ARLES
CHIROFORM
DONE
EIGHTY TWO
ENTAIL
EXCHANGE
FLUID
FOSTER
HALSA
INERTIA
JIF
L1
LEVO
MANTRA
MULTI
PRATA
PRESTO
RAINBOW
RAY
REQUISITE
THERAPOD
TUCK
YOU
ZIP



EXCHANGE® L-SHAPE 3x2

DESIGN | NICK GILLISSIE GSA SIN | 711-17

BASE PRICE | \$5,240

E2032-NA

*ARM PRICES LISTED AS SINGLE ARM ONLY
*KNIT SCREEN PRICES USE GRADE 3

| Code | Grade 1 | Grade 2/ COM | Grade 3/ Knit Screens | Grade 4/ COL | Grade 5 | Grade 6 | Grade 7 | Grade 8 | Leather 1 | Leather 2 | Leather 3 |
|------------------|---------|-----------------|--------------------------|-----------------|---------|---------|---------|---------|-----------|-----------|-----------|
| SEAT + OTTOMAN | \$3,015 | \$3,211 | \$3,337 | \$3,505 | \$3,652 | \$3,911 | \$4,205 | \$4,534 | \$5,252 | \$5,570 | \$6,529 |
| BACK | \$2,225 | \$2,470 | \$2,628 | \$2,838 | \$3,021 | \$3,345 | \$3,713 | \$4,124 | \$5,021 | \$5,419 | \$6,618 |
| LOW WIDE ARM* | \$365 | \$407 | \$434 | \$470 | \$502 | \$557 | \$620 | \$691 | \$844 | \$913 | \$1,118 |
| LOW NARROW ARM* | \$300 | \$335 | \$358 | \$388 | \$414 | \$460 | \$513 | \$571 | \$699 | \$756 | \$928 |
| HIGH WIDE ARM* | \$460 | \$509 | \$541 | \$583 | \$619 | \$684 | \$758 | \$840 | \$1,019 | \$1,099 | \$1,339 |
| HIGH NARROW ARM* | \$390 | \$439 | \$471 | \$513 | \$549 | \$614 | \$688 | \$770 | \$949 | \$1,029 | \$1,269 |
| LOW DOUBLE WIDE | \$100 | \$184 | \$238 | \$310 | \$373 | \$484 | \$610 | \$751 | \$1,059 | \$1,195 | \$1,606 |
| PARTIAL SCREEN | \$576 | \$709 | \$795 | \$909 | \$1,008 | \$1,184 | \$1,384 | \$1,607 | \$2,094 | \$2,310 | \$2,961 |
| FULL SCREEN | \$1,216 | \$1,496 | \$1,676 | \$1,916 | \$2,126 | \$2,496 | \$2,916 | \$3,386 | \$4,411 | \$4,866 | \$6,236 |
| SURROUND SCREEN | \$1,664 | \$2,056 | \$2,308 | \$2,644 | \$2,938 | \$3,456 | \$4,044 | \$4,702 | \$6,137 | \$6,774 | \$8,692 |

NOTES

- See page 41 for general features and notes
- See page 42-44 for dimensions and customers own material yardage

| SERIES | E2 | Exchange L-Shape | CODE | | CODE | \$ |
|--|-----|--|------|-------------------------------------|------|----------------------|
| BACK STYLE | 0 | Midback | X | No Back Bench | | VAR |
| LEG | 32 | 3 x 2 | | | | - |
| END OPTION | LNA | No Arm - Left End | RNA | No Arm - Right End | | - |
| | LLK | Linking End - Left End | RLK | Linking End - Right End | | VAR |
| | LLW | Low Wide - Left End | RLW | Low Wide - Right End | | VAR |
| | LLN | Low Narrow - Left End | RLN | Low Narrow - Right End | | VAR |
| | LHW | High Wide - Left End | RHW | High Wide - Right End | | VAR |
| | LHN | High Narrow - Left End | RHN | High Narrow - Right End | | VAR |
| | LPT | 12" Platform - Left End | RPT | 12" Platform - Right End | | \$915 |
| ARM SURFACE | WH | White | CL | Clay | WW | Washed Wood \$340 |
| | NT | Natural | TA | Taupe | WL | Light Wood \$340 |
| | FO | Fog | EA | Earth | WM | Medium Wood \$340 |
| | MSK | Mist | BK | Black | WS | Slate Wood \$340 |
| | | | | | WD | Dark Wood \$340 |
| LEG POSITION | US | Under Seat [Bench + Narrow Arms Only] | UA | Under Arm [not available for Bench] | | - |
| LEG TYPE | SL | Standard Leg | | | | \$55 |
| | RL | Rectangle Leg | | | | \$465 |
| | WL | Wire Leg [Chrome Only] [for painted contact Sales Support] | | | | \$135 |
| | LO | Wood Leg [Light Oak] | MO | Wood Leg [Medium Oak] | DO | Wood Leg [Dark Oak] |
| PAINT FINISH | MON | Matte Onyx | MSK | Matte Smoke | | - |
| [will reflect all painted components] | PON | Onyx | PSK | Smoke | PHZ | Haze - |
| | PCT | Cotton | PCU | Currant | PMI | Midnight - |
| | PCI | Citrus [coming soon] | PIN | Indigo [coming soon] | PPI | Pine [coming soon] - |
| | PPO | Pottery [coming soon] | PBR | Birch [coming soon] | | - |
| POWER FINISH | O | Matte Onyx | C | Matte Cloud | S | Matte Smoke - |
| POWER LOCATION | L | Power USB Single Left Arm | R | Power USB Single Right Arm | | \$250 |
| Code: Combine color + side Example CR = Cloud Single Right Arm FOR DUAL POWER SPECIFY LEFT AND RIGHT ARM | | | | | | |
| SCREEN TYPE | PS | Partial Screen | FS | Full Screen* | SS | Surround Screen* VAR |
| KNIT SCREEN COLOR | FR | Frost | KH | Khaki | GR | Graphite VAR |
| | JA | Java | BK | Black | | VAR |
| FREIGHT OPTIONS | BW | Blanket Wrapped Fully Assembled [25 seat min] | | | | \$300 |
| | PA | Partially Assembled | | | | \$300 |
| FREIGHT REQUIREMENTS | AS | Allseating Standard | | | | - |
| | FQ | Special Freight Instructions** | | | | VAR |
| | GD | Guaranteed Delivery** | | | | VAR |

* Available with matching ARMS only

** Call for Quote

*** Price includes laminate

TO ORDER SIMPLY FILL IN THE BLANKS

E2 - - 32 - L - R - - - - - - - - - - -

SERIES BACK STYLE LEG END OPTION END OPTION ARM SURFACE LEG POSITION LEG TYPE PAINT FINISH POWER FINISH+LOCATION SCREEN TYPE KNIT SCREEN FREIGHT OPTION FREIGHT REQUIREMENTS FABRIC CODE
Please refer to allseating.com for fabric codes.

NFO
PILLOWS
ASTUTE
ARLES
CHIROFORM
DONE
EIGHTY TWO
ENTAIL
EXCHANGE
FLUID
FOSTER
HALSA
INERTIA
JIF
L1
LEVO
MANTRA
MULTI
PRATA
PRESTO
RAINBOW
RAY
REQUEST
THERAPOD
TUCK
YOU
ZIP



EXCHANGE® L-SHAPE 3x3

DESIGN | NICK GILLISSIE GSA SIN | 711-17

BASE PRICE | \$6,445
E2033-NA

*ARM PRICES LISTED AS SINGLE ARM ONLY
*KNIT SCREEN PRICES USE GRADE 3

| Code | Grade 1 | Grade 2/ COM | Grade 3/ Knit Screens | Grade 4/ COL | Grade 5 | Grade 6 | Grade 7 | Grade 8 | Leather 1 | Leather 2 | Leather 3 |
|------------------|---------|-----------------|--------------------------|-----------------|---------|---------|---------|---------|-----------|-----------|-----------|
| SEAT + OTTOMAN | \$3,775 | \$4,020 | \$4,178 | \$4,388 | \$4,571 | \$4,895 | \$5,263 | \$5,674 | \$6,571 | \$6,969 | \$8,168 |
| BACK | \$2,670 | \$2,964 | \$3,153 | \$3,405 | \$3,626 | \$4,014 | \$4,455 | \$4,949 | \$6,025 | \$6,503 | \$7,941 |
| LOW WIDE ARM* | \$365 | \$407 | \$434 | \$470 | \$502 | \$557 | \$620 | \$691 | \$844 | \$913 | \$1,118 |
| LOW NARROW ARM* | \$300 | \$335 | \$358 | \$388 | \$414 | \$460 | \$513 | \$571 | \$699 | \$756 | \$928 |
| HIGH WIDE ARM* | \$460 | \$509 | \$541 | \$583 | \$619 | \$684 | \$758 | \$840 | \$1,019 | \$1,099 | \$1,339 |
| HIGH NARROW ARM* | \$390 | \$439 | \$471 | \$513 | \$549 | \$614 | \$688 | \$770 | \$949 | \$1,029 | \$1,269 |
| LOW DOUBLE WIDE | \$100 | \$184 | \$238 | \$310 | \$373 | \$484 | \$610 | \$751 | \$1,059 | \$1,195 | \$1,606 |
| PARTIAL SCREEN | \$768 | \$936 | \$1,044 | \$1,188 | \$1,314 | \$1,536 | \$1,788 | \$2,070 | \$2,685 | \$2,958 | \$3,780 |
| FULL SCREEN | \$1,408 | \$1,716 | \$1,914 | \$2,178 | \$2,409 | \$2,816 | \$3,278 | \$3,795 | \$4,923 | \$5,423 | \$6,930 |
| SURROUND SCREEN | \$1,856 | \$2,276 | \$2,546 | \$2,906 | \$3,221 | \$3,776 | \$4,406 | \$5,111 | \$6,649 | \$7,331 | \$9,386 |

NOTES

- See page 41 for general features and notes
- See page 42-44 for dimensions and customers own material yardage

| SERIES | E2 | Exchange L-Shape | CODE | | CODE | \$ |
|--|-----|--|------|-------------------------------------|------|---------------------------|
| BACK STYLE | 0 | Midback | X | No Back Bench | | VAR |
| LEG | 33 | 3 x 3 | | | | - |
| END OPTION | LNA | No Arm - Left End | RNA | No Arm - Right End | | - |
| | LLK | Linking End - Left End | RLK | Linking End - Right End | | VAR |
| | LLW | Low Wide - Left End | RLW | Low Wide - Right End | | VAR |
| | LLN | Low Narrow - Left End | RLN | Low Narrow - Right End | | VAR |
| | LHW | High Wide - Left End | RHW | High Wide - Right End | | VAR |
| | LHN | High Narrow - Left End | RHN | High Narrow - Right End | | VAR |
| | LPT | 12" Platform - Left End | RPT | 12" Platform - Right End | | \$915 |
| ARM SURFACE | WH | White | CL | Clay | WW | Washed Wood \$340 |
| | NT | Natural | TA | Taupe | WL | Light Wood \$340 |
| | FO | Fog | EA | Earth | WM | Medium Wood \$340 |
| | MSK | Mist | BK | Black | WS | Slate Wood \$340 |
| | | | | | WD | Dark Wood \$340 |
| LEG POSITION | US | Under Seat [Bench + Narrow Arms Only] | UA | Under Arm [not available for Bench] | | - |
| LEG TYPE | SL | Standard Leg | | | | - |
| | RL | Rectangle Leg | | | | \$55 |
| | WL | Wire Leg [Chrome Only] [for painted contact Sales Support] | | | | \$465 |
| | LO | Wood Leg [Light Oak] | MO | Wood Leg [Medium Oak] | DO | Wood Leg [Dark Oak] \$135 |
| PAINT FINISH | MON | Matte Onyx | MSK | Matte Smoke | | - |
| [will reflect all painted components] | PON | Onyx | PSK | Smoke | PHZ | Haze - |
| | PCT | Cotton | PCU | Currant | PMI | Midnight - |
| | PCI | Citrus [coming soon] | PIN | Indigo [coming soon] | PPI | Pine [coming soon] - |
| | PPO | Pottery [coming soon] | PBR | Birch [coming soon] | | - |
| POWER FINISH | O | Matte Onyx | C | Matte Cloud | S | Matte Smoke - |
| POWER LOCATION | L | Power USB Single Left Arm | R | Power USB Single Right Arm | | \$250 |
| Code: Combine color + side Example CR = Cloud Single Right Arm FOR DUAL POWER SPECIFY LEFT AND RIGHT ARM | | | | | | |
| SCREEN TYPE | PS | Partial Screen | FS | Full Screen* | SS | Surround Screen* VAR |
| KNIT SCREEN COLOR | FR | Frost | KH | Khaki | GR | Graphite VAR |
| | JA | Java | BK | Black | | VAR |
| FREIGHT OPTIONS | BW | Blanket Wrapped Fully Assembled [25 seat min] | | | | \$375 |
| | PA | Partially Assembled | | | | \$375 |
| FREIGHT REQUIREMENTS | AS | Allseating Standard | | | | - |
| | FQ | Special Freight Instructions** | | | | VAR |
| | GD | Guaranteed Delivery** | | | | VAR |

* Available with matching ARMS only

** Call for Quote

*** Price includes laminate

TO ORDER SIMPLY FILL IN THE BLANKS

- - - - - - - - - - - - - - -

SERIES BACK STYLE LEG END OPTION END OPTION ARM SURFACE LEG POSITION LEG TYPE PAINT FINISH POWER FINISH+LOCATION SCREEN TYPE KNIT SCREEN FREIGHT OPTION FREIGHT REQUIREMENTS FABRIC CODE
Please refer to allseating.com for fabric codes.



NFO
PILLOWS
ASTUTE
ARLES
CHIROFORM
DONE
EIGHTY TWO
ENTAIL
EXCHANGE
FLUID
FOSTER
HALSA
INERTIA
JIF
L1
LEVO
MANTRA
MULTI
PRATA
PRESTO
RAINBOW
RAY
REQUEST
THERAPOD
TUCK
YOU
ZIP



EXCHANGE® L-SHAPE 3x4

DESIGN | NICK GILLISSIE GSA SIN | 711-17

BASE PRICE | \$7,650
E2034-NA

*ARM PRICES LISTED AS SINGLE ARM ONLY
*KNIT SCREEN PRICES USE GRADE 3

| Code | Grade 1 | Grade 2/ COM | Grade 3/ Knit Screens | Grade 4/ COL | Grade 5 | Grade 6 | Grade 7 | Grade 8 | Leather 1 | Leather 2 | Leather 3 |
|------------------|---------|-----------------|--------------------------|-----------------|---------|---------|---------|---------|-----------|-----------|-----------|
| SEAT + OTTOMAN | \$4,535 | \$4,829 | \$5,018 | \$5,270 | \$5,491 | \$5,879 | \$6,320 | \$6,814 | \$7,890 | \$8,368 | \$9,806 |
| BACK | \$3,115 | \$3,458 | \$3,679 | \$3,973 | \$4,230 | \$4,683 | \$5,198 | \$5,773 | \$7,029 | \$7,586 | \$9,265 |
| LOW WIDE ARM* | \$365 | \$407 | \$434 | \$470 | \$502 | \$557 | \$620 | \$691 | \$844 | \$913 | \$1,118 |
| LOW NARROW ARM* | \$300 | \$335 | \$358 | \$388 | \$414 | \$460 | \$513 | \$571 | \$699 | \$756 | \$928 |
| HIGH WIDE ARM* | \$460 | \$509 | \$541 | \$583 | \$619 | \$684 | \$758 | \$840 | \$1,019 | \$1,099 | \$1,339 |
| HIGH NARROW ARM* | \$390 | \$439 | \$471 | \$513 | \$549 | \$614 | \$688 | \$770 | \$949 | \$1,029 | \$1,269 |
| LOW DOUBLE WIDE | \$100 | \$184 | \$238 | \$310 | \$373 | \$484 | \$610 | \$751 | \$1,059 | \$1,195 | \$1,606 |
| PARTIAL SCREEN | \$960 | \$1,163 | \$1,294 | \$1,468 | \$1,620 | \$1,888 | \$2,193 | \$2,533 | \$3,276 | \$3,606 | \$4,600 |
| FULL SCREEN | \$1,600 | \$1,950 | \$2,175 | \$2,475 | \$2,738 | \$3,200 | \$3,725 | \$4,313 | \$5,594 | \$6,163 | \$7,875 |
| SURROUND SCREEN | \$2,048 | \$2,510 | \$2,807 | \$3,203 | \$3,550 | \$4,160 | \$4,853 | \$5,629 | \$7,320 | \$8,071 | \$10,331 |

NOTES

- See page 41 for general features and notes
- See page 42-44 for dimensions and customers own material yardage

| SERIES | E2 | Exchange L-Shape | CODE | | CODE | \$ |
|--|-----|--|------|-------------------------------------|------|---------------------------|
| BACK STYLE | 0 | Midback | X | No Back Bench | | VAR |
| LEG | 34 | 3 x 4 | | | | - |
| END OPTION | LNA | No Arm - Left End | RNA | No Arm - Right End | | - |
| | LLK | Linking End - Left End | RLK | Linking End - Right End | | VAR |
| | LLW | Low Wide - Left End | RLW | Low Wide - Right End | | VAR |
| | LLN | Low Narrow - Left End | RLN | Low Narrow - Right End | | VAR |
| | LHW | High Wide - Left End | RHW | High Wide - Right End | | VAR |
| | LHN | High Narrow - Left End | RHN | High Narrow - Right End | | VAR |
| | LPT | 12" Platform - Left End | RPT | 12" Platform - Right End | | \$915 |
| ARM SURFACE | WH | White | CL | Clay | WW | Washed Wood \$340 |
| | NT | Natural | TA | Taupe | WL | Light Wood \$340 |
| | FO | Fog | EA | Earth | WM | Medium Wood \$340 |
| | MSK | Mist | BK | Black | WS | Slate Wood \$340 |
| | | | | | WD | Dark Wood \$340 |
| LEG POSITION | US | Under Seat [Bench + Narrow Arms Only] | UA | Under Arm [not available for Bench] | | - |
| LEG TYPE | SL | Standard Leg | | | | - |
| | RL | Rectangle Leg | | | | \$55 |
| | WL | Wire Leg [Chrome Only] [for painted contact Sales Support] | | | | \$465 |
| | LO | Wood Leg [Light Oak] | MO | Wood Leg [Medium Oak] | DO | Wood Leg [Dark Oak] \$135 |
| PAINT FINISH | MON | Matte Onyx | MSK | Matte Smoke | | - |
| [will reflect all painted components] | PON | Onyx | PSK | Smoke | PHZ | Haze - |
| | PCT | Cotton | PCU | Currant | PMI | Midnight - |
| | PCI | Citrus [coming soon] | PIN | Indigo [coming soon] | PPI | Pine [coming soon] - |
| | PPO | Pottery [coming soon] | PBR | Birch [coming soon] | | - |
| POWER FINISH | O | Matte Onyx | C | Matte Cloud | S | Matte Smoke - |
| POWER LOCATION | L | Power USB Single Left Arm | R | Power USB Single Right Arm | | \$250 |
| Code: Combine color + side Example CR = Cloud Single Right Arm FOR DUAL POWER SPECIFY LEFT AND RIGHT ARM | | | | | | |
| SCREEN TYPE | PS | Partial Screen | FS | Full Screen* | SS | Surround Screen* VAR |
| KNIT SCREEN COLOR | FR | Frost | KH | Khaki | GR | Graphite VAR |
| | JA | Java | BK | Black | | VAR |
| FREIGHT OPTIONS | BW | Blanket Wrapped Fully Assembled [25 seat min] | | | | \$450 |
| | PA | Partially Assembled | | | | \$450 |
| FREIGHT REQUIREMENTS | AS | Allseating Standard | | | | - |
| | FQ | Special Freight Instructions** | | | | VAR |
| | GD | Guaranteed Delivery** | | | | VAR |

* Available with matching ARMS only

** Call for Quote

*** Price includes laminate

TO ORDER SIMPLY FILL IN THE BLANKS

- - - - - - - - - - - - - - -

SERIES BACK STYLE LEG END OPTION END OPTION ARM SURFACE LEG POSITION LEG TYPE PAINT FINISH POWER FINISH+LOCATION SCREEN TYPE KNIT SCREEN FREIGHT OPTION FREIGHT REQUIREMENTS FABRIC CODE
Please refer to allseating.com for fabric codes.

NFO
PILLOWS
ASTUTE
ARLES
CHIROFORM
DOME
EIGHTY TWO
ENTAIL
EXCHANGE
FLUID
FOSTER
HALSA
INERTIA
JIF
L1
LEVO
MANTRA
MULTI
PRATA
PRESTO
RAINBOW
RAY
REQUEST
THERAPOD
TUCK
YOU
ZIP



EXCHANGE® L-SHAPE 4x2

DESIGN | NICK GILLISSIE GSA SIN | 711-17

BASE PRICE | \$6,445
E2042-NA

*ARM PRICES LISTED AS SINGLE ARM ONLY
*KNIT SCREEN PRICES USE GRADE 3

| Code | Grade 1 | Grade 2/ COM | Grade 3/ Knit Screens | Grade 4/ COL | Grade 5 | Grade 6 | Grade 7 | Grade 8 | Leather 1 | Leather 2 | Leather 3 |
|------------------|---------|-----------------|--------------------------|-----------------|---------|---------|---------|---------|-----------|-----------|-----------|
| SEAT + OTTOMAN | \$3,775 | \$4,020 | \$4,178 | \$4,388 | \$4,571 | \$4,895 | \$5,263 | \$5,674 | \$6,571 | \$6,969 | \$8,168 |
| BACK | \$2,670 | \$2,964 | \$3,153 | \$3,405 | \$3,626 | \$4,014 | \$4,455 | \$4,949 | \$6,025 | \$6,503 | \$7,941 |
| LOW WIDE ARM* | \$365 | \$407 | \$434 | \$470 | \$502 | \$557 | \$620 | \$691 | \$844 | \$913 | \$1,118 |
| LOW NARROW ARM* | \$300 | \$335 | \$358 | \$388 | \$414 | \$460 | \$513 | \$571 | \$699 | \$756 | \$928 |
| HIGH WIDE ARM* | \$460 | \$509 | \$541 | \$583 | \$619 | \$684 | \$758 | \$840 | \$1,019 | \$1,099 | \$1,339 |
| HIGH NARROW ARM* | \$390 | \$439 | \$471 | \$513 | \$549 | \$614 | \$688 | \$770 | \$949 | \$1,029 | \$1,269 |
| LOW DOUBLE WIDE | \$100 | \$184 | \$238 | \$310 | \$373 | \$484 | \$610 | \$751 | \$1,059 | \$1,195 | \$1,606 |
| PARTIAL SCREEN | \$768 | \$936 | \$1,044 | \$1,188 | \$1,314 | \$1,536 | \$1,788 | \$2,070 | \$2,685 | \$2,958 | \$3,780 |
| FULL SCREEN | \$1,312 | \$1,613 | \$1,807 | \$2,065 | \$2,290 | \$2,688 | \$3,140 | \$3,645 | \$4,747 | \$5,236 | \$6,709 |
| SURROUND SCREEN | \$1,760 | \$2,173 | \$2,439 | \$2,793 | \$3,102 | \$3,648 | \$4,268 | \$4,961 | \$6,473 | \$7,144 | \$9,165 |

NOTES

- See page 41 for general features and notes
- See page 42-44 for dimensions and customers own material yardage

| SERIES | E2 | Exchange L-Shape | CODE | | CODE | \$ |
|--|-----|--|------|-------------------------------------|------|---------------------------|
| BACK STYLE | 0 | Midback | X | No Back Bench | | VAR |
| LEG | 42 | 4 x 2 | | | | - |
| END OPTION | LNA | No Arm - Left End | RNA | No Arm - Right End | | - |
| | LLK | Linking End - Left End | RLK | Linking End - Right End | | VAR |
| | LLW | Low Wide - Left End | RLW | Low Wide - Right End | | VAR |
| | LLN | Low Narrow - Left End | RLN | Low Narrow - Right End | | VAR |
| | LHW | High Wide - Left End | RHW | High Wide - Right End | | VAR |
| | LHN | High Narrow - Left End | RHN | High Narrow - Right End | | VAR |
| | LPT | 12" Platform - Left End | RPT | 12" Platform - Right End | | \$915 |
| ARM SURFACE | WH | White | CL | Clay | WW | Washed Wood \$340 |
| | NT | Natural | TA | Taupe | WL | Light Wood \$340 |
| | FO | Fog | EA | Earth | WM | Medium Wood \$340 |
| | MSK | Mist | BK | Black | WS | Slate Wood \$340 |
| | | | | | WD | Dark Wood \$340 |
| LEG POSITION | US | Under Seat [Bench + Narrow Arms Only] | UA | Under Arm [not available for Bench] | | - |
| LEG TYPE | SL | Standard Leg | | | | - |
| | RL | Rectangle Leg | | | | \$55 |
| | WL | Wire Leg [Chrome Only] [for painted contact Sales Support] | | | | \$465 |
| | LO | Wood Leg [Light Oak] | MO | Wood Leg [Medium Oak] | DO | Wood Leg [Dark Oak] \$135 |
| PAINT FINISH | MON | Matte Onyx | MSK | Matte Smoke | | - |
| [will reflect all painted components] | PON | Onyx | PSK | Smoke | PHZ | Haze - |
| | PCT | Cotton | PCU | Currant | PMI | Midnight - |
| | PCI | Citrus [coming soon] | PIN | Indigo [coming soon] | PPI | Pine [coming soon] - |
| | PPO | Pottery [coming soon] | PBR | Birch [coming soon] | | - |
| POWER FINISH | O | Matte Onyx | C | Matte Cloud | S | Matte Smoke - |
| POWER LOCATION | L | Power USB Single Left Arm | R | Power USB Single Right Arm | | \$250 |
| Code: Combine color + side Example CR = Cloud Single Right Arm FOR DUAL POWER SPECIFY LEFT AND RIGHT ARM | | | | | | |
| SCREEN TYPE | PS | Partial Screen | FS | Full Screen* | SS | Surround Screen* VAR |
| KNIT SCREEN COLOR | FR | Frost | KH | Khaki | GR | Graphite VAR |
| | JA | Java | BK | Black | | VAR |
| FREIGHT OPTIONS | BW | Blanket Wrapped Fully Assembled [25 seat min] | | | | \$375 |
| | PA | Partially Assembled | | | | \$375 |
| FREIGHT REQUIREMENTS | AS | Allseating Standard | | | | - |
| | FQ | Special Freight Instructions** | | | | VAR |
| | GD | Guaranteed Delivery** | | | | VAR |

* Available with matching ARMS only

** Call for Quote

*** Price includes laminate

TO ORDER SIMPLY FILL IN THE BLANKS

E2 - - 42 - L - R - - - - - - - - - - -

SERIES BACK STYLE LEG END OPTION END OPTION ARM SURFACE LEG POSITION LEG TYPE PAINT FINISH POWER FINISH+LOCATION SCREEN TYPE KNIT SCREEN FREIGHT OPTION FREIGHT REQUIREMENTS FABRIC CODE
Please refer to allseating.com for fabric codes.



NFO
PILLOWS
ASTUTE
ARLES
CHIROFORM
DONE
EIGHTY TWO
ENTAIL
EXCHANGE
FLUID
FOSTER
HALSA
INERTIA
JIF
L1
LEVO
MANTRA
MULTI
PRATA
PRESTO
RAINBOW
RAY
REQUEST
THERAPOD
TUCK
YOU
ZIP



EXCHANGE® L-SHAPE 4x3

DESIGN | NICK GILLISSIE GSA SIN | 711-17

BASE PRICE | \$7,650
E2043-NA

*ARM PRICES LISTED AS SINGLE ARM ONLY
*KNIT SCREEN PRICES USE GRADE 3

| Code | Grade 1 | Grade 2/ COM | Grade 3/ Knit Screens | Grade 4/ COL | Grade 5 | Grade 6 | Grade 7 | Grade 8 | Leather 1 | Leather 2 | Leather 3 |
|------------------|---------|-----------------|--------------------------|-----------------|---------|---------|---------|---------|-----------|-----------|-----------|
| SEAT + OTTOMAN | \$4,535 | \$4,829 | \$5,018 | \$5,270 | \$5,491 | \$5,879 | \$6,320 | \$6,814 | \$7,890 | \$8,368 | \$9,806 |
| BACK | \$3,115 | \$3,458 | \$3,679 | \$3,973 | \$4,230 | \$4,683 | \$5,198 | \$5,773 | \$7,029 | \$7,586 | \$9,265 |
| LOW WIDE ARM* | \$365 | \$407 | \$434 | \$470 | \$502 | \$557 | \$620 | \$691 | \$844 | \$913 | \$1,118 |
| LOW NARROW ARM* | \$300 | \$335 | \$358 | \$388 | \$414 | \$460 | \$513 | \$571 | \$699 | \$756 | \$928 |
| HIGH WIDE ARM* | \$460 | \$509 | \$541 | \$583 | \$619 | \$684 | \$758 | \$840 | \$1,019 | \$1,099 | \$1,339 |
| HIGH NARROW ARM* | \$390 | \$439 | \$471 | \$513 | \$549 | \$614 | \$688 | \$770 | \$949 | \$1,029 | \$1,269 |
| LOW DOUBLE WIDE | \$100 | \$184 | \$238 | \$310 | \$373 | \$484 | \$610 | \$751 | \$1,059 | \$1,195 | \$1,606 |
| PARTIAL SCREEN | \$960 | \$1,163 | \$1,294 | \$1,468 | \$1,620 | \$1,888 | \$2,193 | \$2,533 | \$3,276 | \$3,606 | \$4,600 |
| FULL SCREEN | \$1,600 | \$1,950 | \$2,175 | \$2,475 | \$2,738 | \$3,200 | \$3,725 | \$4,313 | \$5,594 | \$6,163 | \$7,875 |
| SURROUND SCREEN | \$2,048 | \$2,510 | \$2,807 | \$3,203 | \$3,550 | \$4,160 | \$4,853 | \$5,629 | \$7,320 | \$8,071 | \$10,331 |

NOTES

- See page 41 for general features and notes
- See page 42-44 for dimensions and customers own material yardage

| SERIES | E2 | Exchange L-Shape | CODE | | CODE | \$ |
|--|-----|--|------|-------------------------------------|------|---------------------------|
| BACK STYLE | 0 | Midback | X | No Back Bench | | VAR |
| LEG | 43 | 4 x 3 | | | | - |
| END OPTION | LNA | No Arm - Left End | RNA | No Arm - Right End | | - |
| | LLK | Linking End - Left End | RLK | Linking End - Right End | | VAR |
| | LLW | Low Wide - Left End | RLW | Low Wide - Right End | | VAR |
| | LLN | Low Narrow - Left End | RLN | Low Narrow - Right End | | VAR |
| | LHW | High Wide - Left End | RHW | High Wide - Right End | | VAR |
| | LHN | High Narrow - Left End | RHN | High Narrow - Right End | | VAR |
| | LPT | 12" Platform - Left End | RPT | 12" Platform - Right End | | \$915 |
| ARM SURFACE | WH | White | CL | Clay | WW | Washed Wood \$340 |
| | NT | Natural | TA | Taupe | WL | Light Wood \$340 |
| | FO | Fog | EA | Earth | WM | Medium Wood \$340 |
| | MSK | Mist | BK | Black | WS | Slate Wood \$340 |
| | | | | | WD | Dark Wood \$340 |
| LEG POSITION | US | Under Seat [Bench + Narrow Arms Only] | UA | Under Arm [not available for Bench] | | - |
| LEG TYPE | SL | Standard Leg | | | | - |
| | RL | Rectangle Leg | | | | \$55 |
| | WL | Wire Leg [Chrome Only] [for painted contact Sales Support] | | | | \$465 |
| | LO | Wood Leg [Light Oak] | MO | Wood Leg [Medium Oak] | DO | Wood Leg [Dark Oak] \$135 |
| PAINT FINISH | MON | Matte Onyx | MSK | Matte Smoke | | - |
| [will reflect all painted components] | PON | Onyx | PSK | Smoke | PHZ | Haze - |
| | PCT | Colton | PCU | Currant | PMI | Midnight - |
| | PCI | Citrus [coming soon] | PIN | Indigo [coming soon] | PPI | Pine [coming soon] - |
| | PPO | Pottery [coming soon] | PBR | Birch [coming soon] | | - |
| POWER FINISH | O | Matte Onyx | C | Matte Cloud | S | Matte Smoke - |
| POWER LOCATION | L | Power USB Single Left Arm | R | Power USB Single Right Arm | | \$250 |
| Code: Combine color + side Example CR = Cloud Single Right Arm FOR DUAL POWER SPECIFY LEFT AND RIGHT ARM | | | | | | |
| SCREEN TYPE | PS | Partial Screen | FS | Full Screen* | SS | Surround Screen* VAR |
| KNIT SCREEN COLOR | FR | Frost | KH | Khaki | GR | Graphite VAR |
| | JA | Java | BK | Black | | VAR |
| FREIGHT OPTIONS | BW | Blanket Wrapped Fully Assembled [25 seat min] | | | | \$450 |
| | PA | Partially Assembled | | | | \$450 |
| FREIGHT REQUIREMENTS | AS | Allseating Standard | | | | - |
| | FQ | Special Freight Instructions** | | | | VAR |
| | GD | Guaranteed Delivery** | | | | VAR |

* Available with matching ARMS only

** Call for Quote

*** Price includes laminate

TO ORDER SIMPLY FILL IN THE BLANKS

E2 - [] - 43 - L - R - [] - [] - [] - [] - [] - [] - [] - [] - [] - [] - []

SERIES BACK STYLE LEG END OPTION END OPTION ARM SURFACE LEG POSITION LEG TYPE PAINT FINISH POWER FINISH+LOCATION SCREEN TYPE KNIT SCREEN FREIGHT OPTION FREIGHT REQUIREMENTS FABRIC CODE
Please refer to allseating.com for fabric codes.

NFO
PILLOWS
ASTUTE
ARLES
CHIROFORM
DONE
EIGHTY TWO
ENTAIL
EXCHANGE
FLUID
FOSTER
HALSA
INERTIA
JIF
L1
LEVO
MANTRA
MULTI
PRATA
PRESTO
RAINBOW
RAY
REQUEST
THERAPOD
TUCK
YOU
ZIP



EXCHANGE® L-SHAPE 4x4

DESIGN | NICK GILLISSIE GSA SIN | 711-17

BASE PRICE | \$8,855
E2044-NA

*ARM PRICES LISTED AS SINGLE ARM ONLY
*KNIT SCREEN PRICES USE GRADE 3

| Code | Grade 1 | Grade 2/ COM | Grade 3/ Knit Screens | Grade 4/ COL | Grade 5 | Grade 6 | Grade 7 | Grade 8 | Leather 1 | Leather 2 | Leather 3 |
|------------------|---------|-----------------|--------------------------|-----------------|---------|---------|---------|---------|-----------|-----------|-----------|
| SEAT + OTTOMAN | \$5,295 | \$5,638 | \$5,859 | \$6,153 | \$6,410 | \$6,863 | \$7,378 | \$7,953 | \$9,209 | \$9,766 | \$11,445 |
| BACK | \$3,560 | \$3,952 | \$4,204 | \$4,540 | \$4,834 | \$5,352 | \$5,940 | \$6,598 | \$8,033 | \$8,670 | \$10,588 |
| LOW WIDE ARM* | \$365 | \$407 | \$434 | \$470 | \$502 | \$557 | \$620 | \$691 | \$844 | \$913 | \$1,118 |
| LOW NARROW ARM* | \$300 | \$335 | \$358 | \$388 | \$414 | \$460 | \$513 | \$571 | \$699 | \$756 | \$928 |
| HIGH WIDE ARM* | \$460 | \$509 | \$541 | \$583 | \$619 | \$684 | \$758 | \$840 | \$1,019 | \$1,099 | \$1,339 |
| HIGH NARROW ARM* | \$390 | \$439 | \$471 | \$513 | \$549 | \$614 | \$688 | \$770 | \$949 | \$1,029 | \$1,269 |
| LOW DOUBLE WIDE | \$100 | \$184 | \$238 | \$310 | \$373 | \$484 | \$610 | \$751 | \$1,059 | \$1,195 | \$1,606 |
| PARTIAL SCREEN | \$1,152 | \$1,390 | \$1,543 | \$1,747 | \$1,926 | \$2,240 | \$2,597 | \$2,997 | \$3,868 | \$4,255 | \$5,419 |
| FULL SCREEN | \$1,792 | \$2,184 | \$2,436 | \$2,772 | \$3,066 | \$3,584 | \$4,172 | \$4,830 | \$6,265 | \$6,902 | \$8,820 |
| SURROUND SCREEN | \$2,240 | \$2,744 | \$3,068 | \$3,500 | \$3,878 | \$4,544 | \$5,300 | \$6,146 | \$7,991 | \$8,810 | \$11,276 |

NOTES

- See page 41 for general features and notes
- See page 42-44 for dimensions and customers own material yardage

| SERIES | E2 | Exchange L-Shape | CODE | | CODE | \$ |
|--|-----|--|------|-------------------------------------|------|---------------------------|
| BACK STYLE | 0 | Midback | X | No Back Bench | | VAR |
| LEG | 44 | 4 x 4 | | | | - |
| END OPTION | LNA | No Arm - Left End | RNA | No Arm - Right End | | - |
| | LLK | Linking End - Left End | RLK | Linking End - Right End | | VAR |
| | LLW | Low Wide - Left End | RLW | Low Wide - Right End | | VAR |
| | LLN | Low Narrow - Left End | RLN | Low Narrow - Right End | | VAR |
| | LHW | High Wide - Left End | RHW | High Wide - Right End | | VAR |
| | LHN | High Narrow - Left End | RHN | High Narrow - Right End | | VAR |
| | LPT | 12" Platform - Left End | RPT | 12" Platform - Right End | | \$915 |
| ARM SURFACE | WH | White | CL | Clay | WW | Washed Wood \$340 |
| | NT | Natural | TA | Taupe | WL | Light Wood \$340 |
| | FO | Fog | EA | Earth | WM | Medium Wood \$340 |
| | MSK | Mist | BK | Black | WS | Slate Wood \$340 |
| | | | | | WD | Dark Wood \$340 |
| LEG POSITION | US | Under Seat [Bench + Narrow Arms Only] | UA | Under Arm [not available for Bench] | | - |
| LEG TYPE | SL | Standard Leg | | | | - |
| | RL | Rectangle Leg | | | | \$55 |
| | WL | Wire Leg [Chrome Only] [for painted contact Sales Support] | | | | \$465 |
| | LO | Wood Leg [Light Oak] | MO | Wood Leg [Medium Oak] | DO | Wood Leg [Dark Oak] \$135 |
| PAINT FINISH | MON | Matte Onyx | MSK | Matte Smoke | | - |
| [will reflect all painted components] | PON | Onyx | PSK | Smoke | PHZ | Haze - |
| | PCT | Cotton | PCU | Currant | PMI | Midnight - |
| | PCI | Citrus [coming soon] | PIN | Indigo [coming soon] | PPI | Pine [coming soon] - |
| | PPO | Pottery [coming soon] | PBR | Birch [coming soon] | | - |
| POWER FINISH | O | Matte Onyx | C | Matte Cloud | S | Matte Smoke - |
| POWER LOCATION | L | Power USB Single Left Arm | R | Power USB Single Right Arm | | \$250 |
| Code: Combine color + side Example CR = Cloud Single Right Arm FOR DUAL POWER SPECIFY LEFT AND RIGHT ARM | | | | | | |
| SCREEN TYPE | PS | Partial Screen | FS | Full Screen* | SS | Surround Screen* VAR |
| KNIT SCREEN COLOR | FR | Frost | KH | Khaki | GR | Graphite VAR |
| | JA | Java | BK | Black | | VAR |
| FREIGHT OPTIONS | BW | Blanket Wrapped Fully Assembled [25 seat min] | | | | \$525 |
| | PA | Partially Assembled | | | | \$525 |
| FREIGHT REQUIREMENTS | AS | Allseating Standard | | | | - |
| | FQ | Special Freight Instructions** | | | | VAR |
| | GD | Guaranteed Delivery** | | | | VAR |

* Available with matching ARMS only

** Call for Quote

*** Price includes laminate

TO ORDER SIMPLY FILL IN THE BLANKS

E2 - - 44 - L - R - - - - - - - - - - - -

SERIES BACK STYLE LEG END OPTION END OPTION ARM SURFACE LEG POSITION LEG TYPE PAINT FINISH POWER FINISH+LOCATION SCREEN TYPE KNIT SCREEN FREIGHT OPTION FREIGHT REQUIREMENTS FABRIC CODE
Please refer to allseating.com for fabric codes.

INFO
PILLOWS
ASTUTE
ARLES
CHAIRFORM
DONE
EIGHTY TWO
ENTAIL
EXCHANGE
FLUID
FOSTER
HALSA
INERTIA
JIF
L1
LEVO
MANTRA
MULTI
PRATA
PRESTO
RAINBOW
RAY
REQUEST
THERAPOD
TUCK
YOU
ZIP



EXCHANGE® U-SHAPE 2x2

DESIGN | NICK GILLISSIE GSA SIN | 33721

BASE PRICE | \$7,180 E3022-NA

*ARM PRICES LISTED AS SINGLE ARM ONLY
*KNIT SCREEN PRICES USE GRADE 3

| Code | Grade 1 | Grade 2/ COM | Grade 3/ Knit Screens | Grade 4/ COL | Grade 5 | Grade 6 | Grade 7 | Grade 8 | Leather 1 | Leather 2 | Leather 3 |
|------------------|---------|-----------------|--------------------------|-----------------|---------|---------|---------|---------|-----------|-----------|-----------|
| SEAT + OTTOMAN | \$4,510 | \$4,804 | \$4,993 | \$5,245 | \$5,466 | \$5,854 | \$6,295 | \$6,789 | \$7,865 | \$8,343 | \$9,781 |
| BACK | \$2,670 | \$2,964 | \$3,153 | \$3,405 | \$3,626 | \$4,014 | \$4,455 | \$4,949 | \$6,025 | \$6,503 | \$7,941 |
| LOW WIDE ARM* | \$365 | \$407 | \$434 | \$470 | \$502 | \$557 | \$620 | \$691 | \$844 | \$913 | \$1,118 |
| LOW NARROW ARM* | \$300 | \$335 | \$358 | \$388 | \$414 | \$460 | \$513 | \$571 | \$699 | \$756 | \$928 |
| HIGH WIDE ARM* | \$460 | \$509 | \$541 | \$583 | \$619 | \$684 | \$758 | \$840 | \$1,019 | \$1,099 | \$1,339 |
| HIGH NARROW ARM* | \$390 | \$439 | \$471 | \$513 | \$549 | \$614 | \$688 | \$770 | \$949 | \$1,029 | \$1,269 |
| LOW DOUBLE WIDE | \$200 | \$368 | \$476 | \$620 | \$746 | \$968 | \$1,220 | \$1,502 | \$2,117 | \$2,390 | \$3,212 |
| PARTIAL SCREEN | \$768 | \$950 | \$1,067 | \$1,223 | \$1,360 | \$1,600 | \$1,873 | \$2,179 | \$2,845 | \$3,141 | \$4,031 |
| FULL SCREEN | \$2,112 | \$2,616 | \$2,940 | \$3,372 | \$3,750 | \$4,416 | \$5,172 | \$6,018 | \$7,863 | \$8,682 | \$11,148 |
| SURROUND SCREEN | \$2,560 | \$3,176 | \$3,572 | \$4,100 | \$4,562 | \$5,376 | \$6,300 | \$7,334 | \$9,589 | \$10,590 | \$13,604 |

NOTES

- See page 41 for general features and notes
- See page 42-44 for dimensions and customers own material yardage

| SERIES | E3 | Exchange U-Shape | CODE | | CODE | \$ |
|--|-----|--|------|-------------------------------------|------|---------------------------|
| BACK STYLE | 0 | Midback | X | No Back Bench | | VAR |
| LEG | 22 | 2 x 2 | | | | - |
| END OPTION | LNA | No Arm - Left End | RNA | No Arm - Right End | | - |
| | LLK | Linking End - Left End | RLK | Linking End - Right End | | VAR |
| | LLW | Low Wide - Left End | RLW | Low Wide - Right End | | VAR |
| | LLN | Low Narrow - Left End | RLN | Low Narrow - Right End | | VAR |
| | LHW | High Wide - Left End | RHW | High Wide - Right End | | VAR |
| | LHN | High Narrow - Left End | RHN | High Narrow - Right End | | VAR |
| | LPT | 12" Platform - Left End | RPT | 12" Platform - Right End | | \$915 |
| ARM SURFACE | WH | White | CL | Clay | WW | Washed Wood \$340 |
| | NT | Natural | TA | Taupe | WL | Light Wood \$340 |
| | FO | Fog | EA | Earth | WM | Medium Wood \$340 |
| | MSK | Mist | BK | Black | WS | Slate Wood \$340 |
| | | | | | WD | Dark Wood \$340 |
| LEG POSITION | US | Under Seat [Bench + Narrow Arms Only] | UA | Under Arm [not available for Bench] | | |
| LEG TYPE | SL | Standard Leg | | | | - |
| | RL | Rectangle Leg | | | | \$55 |
| | WL | Wire Leg [Chrome Only] [for painted contact Sales Support] | | | | \$465 |
| | LO | Wood Leg [Light Oak] | MO | Wood Leg [Medium Oak] | DO | Wood Leg [Dark Oak] \$135 |
| PAINT FINISH | MON | Matte Onyx | MSK | Matte Smoke | | - |
| [will reflect all painted components] | PON | Onyx | PSK | Smoke | PHZ | Haze - |
| | PCT | Cotton | PCU | Currant | PMI | Midnight - |
| | PCI | Citrus [coming soon] | PIN | Indigo [coming soon] | PPI | Pine [coming soon] - |
| | PPO | Pottery [coming soon] | PBR | Birch [coming soon] | | - |
| POWER FINISH | O | Matte Onyx | C | Matte Cloud | S | Matte Smoke - |
| POWER LOCATION | L | Power USB Single Left Arm | R | Power USB Single Right Arm | | \$250 |
| Code: Combine color + side Example CR = Cloud Single Right Arm FOR DUAL POWER SPECIFY LEFT AND RIGHT ARM | | | | | | |
| SCREEN TYPE | PS | Partial Screen | FS | Full Screen* | SS | Surround Screen* VAR |
| KNIT SCREEN COLOR | FR | Frost | KH | Khaki | GR | Graphite VAR |
| | JA | Java | BK | Black | | VAR |
| FREIGHT OPTIONS | BW | Blanket Wrapped Fully Assembled [25 seat min] | | | | \$450 |
| | PA | Partially Assembled | | | | \$450 |
| FREIGHT REQUIREMENTS | AS | Allseating Standard | | | | - |
| | FQ | Special Freight Instructions** | | | | VAR |
| | GD | Guaranteed Delivery** | | | | VAR |

* Available with matching ARMS only

** Call for Quote

*** Price includes laminate

TO ORDER SIMPLY FILL IN THE BLANKS

E3 - - 22 - L - R - - - - - - - - - - - - -

SERIES BACK STYLE LEG END OPTION END OPTION ARM SURFACE LEG POSITION LEG TYPE PAINT FINISH POWER FINISH+LOCATION SCREEN TYPE KNIT SCREEN FREIGHT OPTION FREIGHT REQUIREMENTS FABRIC CODE
Please refer to allseating.com for fabric codes.

INFO
PILLOWS
ASTUTE
AILES
CHIROFORM
DONE
EIGHT TWO
ENTAIL
EXCHANGE
FLUID
FOSTER
HALSA
INERTIA
JIF
L1
LEVO
MANTRA
MULTI
PRATA
PRESTO
RAINBOW
RAY
REQUEST
THERAPOD
TUCK
YOU
ZIP



EXCHANGE® U-SHAPE 3x3

DESIGN | NICK GILLISSIE GSA SIN | 33721

BASE PRICE | \$10,480
E3033-NA

*ARM PRICES LISTED AS SINGLE ARM ONLY
*KNIT SCREEN PRICES USE GRADE 3

| Code | Grade 1 | Grade 2/ COM | Grade 3/ Knit Screens | Grade 4/ COL | Grade 5 | Grade 6 | Grade 7 | Grade 8 | Leather 1 | Leather 2 | Leather 3 |
|------------------|---------|-----------------|--------------------------|-----------------|---------|---------|---------|---------|-----------|-----------|-----------|
| SEAT + OTTOMAN | \$6,030 | \$6,422 | \$6,674 | \$7,010 | \$7,304 | \$7,822 | \$8,410 | \$9,068 | \$10,503 | \$11,140 | \$13,058 |
| BACK | \$4,450 | \$4,940 | \$5,255 | \$5,675 | \$6,043 | \$6,690 | \$7,425 | \$8,248 | \$10,041 | \$10,838 | \$13,235 |
| LOW WIDE ARM* | \$365 | \$407 | \$434 | \$470 | \$502 | \$557 | \$620 | \$691 | \$844 | \$913 | \$1,118 |
| LOW NARROW ARM* | \$300 | \$335 | \$358 | \$388 | \$414 | \$460 | \$513 | \$571 | \$699 | \$756 | \$928 |
| HIGH WIDE ARM* | \$460 | \$509 | \$541 | \$583 | \$619 | \$684 | \$758 | \$840 | \$1,019 | \$1,099 | \$1,339 |
| HIGH NARROW ARM* | \$390 | \$439 | \$471 | \$513 | \$549 | \$614 | \$688 | \$770 | \$949 | \$1,029 | \$1,269 |
| LOW DOUBLE WIDE | \$200 | \$368 | \$476 | \$620 | \$746 | \$968 | \$1,220 | \$1,502 | \$2,117 | \$2,390 | \$3,212 |
| PARTIAL SCREEN | \$1,152 | \$1,404 | \$1,566 | \$1,782 | \$1,971 | \$2,304 | \$2,682 | \$3,105 | \$4,028 | \$4,437 | \$5,670 |
| FULL SCREEN | \$2,240 | \$2,744 | \$3,068 | \$3,500 | \$3,878 | \$4,544 | \$5,300 | \$6,146 | \$7,991 | \$8,810 | \$11,276 |
| SURROUND SCREEN | \$2,688 | \$3,304 | \$3,700 | \$4,228 | \$4,690 | \$5,504 | \$6,428 | \$7,462 | \$9,717 | \$10,718 | \$13,732 |

NOTES

- See page 41 for general features and notes
- See page 42-44 for dimensions and customers own material yardage

| SERIES | E3 | Exchange U-Shape | CODE | | CODE | \$ |
|--|------------|--|------------|-------------------------------------|------------|----------------------|
| BACK STYLE | 0 | Midback | X | No Back Bench | | VAR |
| LEG | 33 | 3 x 3 | | | | - |
| END OPTION | LNA | No Arm - Left End | RNA | No Arm - Right End | | - |
| | LLK | Linking End - Left End | RLK | Linking End - Right End | | VAR |
| | LLW | Low Wide - Left End | RLW | Low Wide - Right End | | VAR |
| | LLN | Low Narrow - Left End | RLN | Low Narrow - Right End | | VAR |
| | LHW | High Wide - Left End | RHW | High Wide - Right End | | VAR |
| | LHN | High Narrow - Left End | RHN | High Narrow - Right End | | VAR |
| | LPT | 12" Platform - Left End | RPT | 12" Platform - Right End | | \$915 |
| ARM SURFACE | WH | White | CL | Clay | WW | Washed Wood \$340 |
| | NT | Natural | TA | Taupe | WL | Light Wood \$340 |
| | FO | Fog | EA | Earth | WM | Medium Wood \$340 |
| | MSK | Mist | BK | Black | WS | Slate Wood \$340 |
| | | | | | WD | Dark Wood \$340 |
| LEG POSITION | US | Under Seat [Bench + Narrow Arms Only] | UA | Under Arm [not available for Bench] | | - |
| LEG TYPE | SL | Standard Leg | | | | \$55 |
| | RL | Rectangle Leg | | | | \$465 |
| | WL | Wire Leg [Chrome Only] [for painted contact Sales Support] | | | | \$135 |
| | LO | Wood Leg [Light Oak] | MO | Wood Leg [Medium Oak] | DO | Wood Leg [Dark Oak] |
| PAINT FINISH | MON | Matte Onyx | MSK | Matte Smoke | | - |
| [will reflect all painted components] | PON | Onyx | PSK | Smoke | PHZ | Haze - |
| | PCT | Colton | PCU | Currant | PMI | Midnight - |
| | PCI | Citrus [coming soon] | PIN | Indigo [coming soon] | PPI | Pine [coming soon] - |
| | PPO | Pottery [coming soon] | PBR | Birch [coming soon] | | - |
| POWER FINISH | O | Matte Onyx | C | Matte Cloud | S | Matte Smoke - |
| POWER LOCATION | L | Power USB Single Left Arm | R | Power USB Single Right Arm | | \$250 |
| Code: Combine color + side Example CR = Cloud Single Right Arm FOR DUAL POWER SPECIFY LEFT AND RIGHT ARM | | | | | | |
| SCREEN TYPE | PS | Partial Screen | FS | Full Screen* | SS | Surround Screen* VAR |
| KNIT SCREEN COLOR | FR | Frost | KH | Khaki | GR | Graphite VAR |
| | JA | Java | BK | Black | | VAR |
| FREIGHT OPTIONS | BW | Blanket Wrapped Fully Assembled [25 seat min] | | | | \$600 |
| | PA | Partially Assembled | | | | \$600 |
| FREIGHT REQUIREMENTS | AS | Allseating Standard | | | | - |
| | FQ | Special Freight Instructions** | | | | VAR |
| | GD | Guaranteed Delivery** | | | | VAR |

* Available with matching ARMS only

** Call for Quote

*** Price includes laminate

TO ORDER SIMPLY FILL IN THE BLANKS

- - - - - - - - - - - - - - -

SERIES BACK STYLE LEG END OPTION END OPTION ARM SURFACE LEG POSITION LEG TYPE PAINT FINISH POWER FINISH+LOCATION SCREEN TYPE KNIT SCREEN FREIGHT OPTION FREIGHT REQUIREMENTS FABRIC CODE
Please refer to allseating.com for fabric codes.



NFO
PILLOWS
ASTUTE
ARLES
CHIFFONNI
DOVE
EIGHTY TWO
ENTAIL
EXCHANGE
FLUID
FOSTER
HALSA
INERTIA
JIF
LI
LEVO
MANTRA
MULTI
PRATA
PRESTO
RAINBOW
RAY
REQUISITE
THERAPOD
TUCK
YOU
ZIP



EXCHANGE® U-SHAPE 4x4

DESIGN | NICK GILLISSIE GSA SIN | 33721

BASE PRICE | \$12,890

E3044-NA

*ARM PRICES LISTED AS SINGLE ARM ONLY
*KNIT SCREEN PRICES USE GRADE 3

| Code | Grade 1 | Grade 2/ COM | Grade 3/ Knit Screens | Grade 4/ COL | Grade 5 | Grade 6 | Grade 7 | Grade 8 | Leather 1 | Leather 2 | Leather 3 |
|------------------|---------|-----------------|--------------------------|-----------------|---------|---------|----------|----------|-----------|-----------|-----------|
| SEAT + OTTOMAN | \$7,550 | \$8,040 | \$8,355 | \$8,775 | \$9,143 | \$9,790 | \$10,525 | \$11,348 | \$13,141 | \$13,938 | \$16,335 |
| BACK | \$5,340 | \$5,928 | \$6,306 | \$6,810 | \$7,251 | \$8,028 | \$8,910 | \$9,897 | \$12,050 | \$13,005 | \$15,882 |
| LOW WIDE ARM* | \$365 | \$407 | \$434 | \$470 | \$502 | \$557 | \$620 | \$691 | \$844 | \$913 | \$1,118 |
| LOW NARROW ARM* | \$300 | \$335 | \$358 | \$388 | \$414 | \$460 | \$513 | \$571 | \$699 | \$756 | \$928 |
| HIGH WIDE ARM* | \$460 | \$509 | \$541 | \$583 | \$619 | \$684 | \$758 | \$840 | \$1,019 | \$1,099 | \$1,339 |
| HIGH NARROW ARM* | \$390 | \$439 | \$471 | \$513 | \$549 | \$614 | \$688 | \$770 | \$949 | \$1,029 | \$1,269 |
| LOW DOUBLE WIDE | \$200 | \$368 | \$476 | \$620 | \$746 | \$968 | \$1,220 | \$1,502 | \$2,117 | \$2,390 | \$3,212 |
| PARTIAL SCREEN | \$1,536 | \$1,858 | \$2,065 | \$2,341 | \$2,583 | \$3,008 | \$3,491 | \$4,032 | \$5,210 | \$5,734 | \$7,309 |
| FULL SCREEN | \$2,624 | \$3,212 | \$3,590 | \$4,094 | \$4,535 | \$5,312 | \$6,194 | \$7,181 | \$9,334 | \$10,289 | \$13,166 |
| SURROUND SCREEN | \$3,072 | \$3,772 | \$4,222 | \$4,822 | \$5,347 | \$6,272 | \$7,322 | \$8,497 | \$11,060 | \$12,197 | \$15,622 |

NOTES

- See page 41 for general features and notes
- See page 42-44 for dimensions and customers own material yardage

| SERIES | E3 | Exchange U-Shape | CODE | | CODE | \$ |
|--|-----|--|------|-------------------------------------|------|----------------------|
| BACK STYLE | 0 | Midback | X | No Back Bench | | VAR |
| LEG | 44 | 4 x 4 | | | | - |
| END OPTION | LNA | No Arm - Left End | RNA | No Arm - Right End | | - |
| | LLK | Linking End - Left End | RLK | Linking End - Right End | | VAR |
| | LLW | Low Wide - Left End | RLW | Low Wide - Right End | | VAR |
| | LLN | Low Narrow - Left End | RLN | Low Narrow - Right End | | VAR |
| | LHW | High Wide - Left End | RHW | High Wide - Right End | | VAR |
| | LHN | High Narrow - Left End | RHN | High Narrow - Right End | | VAR |
| | LPT | 12" Platform - Left End | RPT | 12" Platform - Right End | | \$915 |
| ARM SURFACE | WH | White | CL | Clay | WW | Washed Wood \$340 |
| | NT | Natural | TA | Taupe | WL | Light Wood \$340 |
| | FO | Fog | EA | Earth | WM | Medium Wood \$340 |
| | MSK | Mist | BK | Black | WS | Slate Wood \$340 |
| | | | | | WD | Dark Wood \$340 |
| LEG POSITION | US | Under Seat [Bench + Narrow Arms Only] | UA | Under Arm [not available for Bench] | | - |
| LEG TYPE | SL | Standard Leg | | | | \$55 |
| | RL | Rectangle Leg | | | | \$465 |
| | WL | Wire Leg [Chrome Only] [for painted contact Sales Support] | | | | \$135 |
| | LO | Wood Leg [Light Oak] | MO | Wood Leg [Medium Oak] | DO | Wood Leg [Dark Oak] |
| PAINT FINISH | MON | Matte Onyx | MSK | Matte Smoke | | - |
| [will reflect all painted components] | PON | Onyx | PSK | Smoke | PHZ | Haze - |
| | PCT | Colton | PCU | Currant | PMI | Midnight - |
| | PCI | Citrus [coming soon] | PIN | Indigo [coming soon] | PPI | Pine [coming soon] - |
| | PPO | Pottery [coming soon] | PBR | Birch [coming soon] | | - |
| POWER FINISH | O | Matte Onyx | C | Matte Cloud | S | Matte Smoke - |
| POWER LOCATION | L | Power USB Single Left Arm | R | Power USB Single Right Arm | | \$250 |
| Code: Combine color + side Example CR = Cloud Single Right Arm FOR DUAL POWER SPECIFY LEFT AND RIGHT ARM | | | | | | |
| SCREEN TYPE | PS | Partial Screen | FS | Full Screen* | SS | Surround Screen* VAR |
| KNIT SCREEN COLOR | FR | Frost | KH | Khaki | GR | Graphite VAR |
| | JA | Java | BK | Black | | VAR |
| FREIGHT OPTIONS | BW | Blanket Wrapped Fully Assembled [25 seat min] | | | | \$750 |
| | PA | Partially Assembled | | | | \$750 |
| FREIGHT REQUIREMENTS | AS | Allseating Standard | | | | - |
| | FQ | Special Freight Instructions** | | | | VAR |
| | GD | Guaranteed Delivery** | | | | VAR |

* Available with matching ARMS only

** Call for Quote

*** Price includes laminate

TO ORDER SIMPLY FILL IN THE BLANKS

- - - - - - - - - - - - - - - -

SERIES BACK STYLE LEG END OPTION END OPTION ARM SURFACE LEG POSITION LEG TYPE PAINT FINISH POWER FINISH+LOCATION SCREEN TYPE KNIT SCREEN FREIGHT OPTION FREIGHT REQUIREMENTS FABRIC CODE
Please refer to allseating.com for fabric codes.

INFO
PILLOWS
ASTUTE
ARLES
CHAIRFORM
DONE
EIGHTY TWO
ENTAIL
EXCHANGE
FLUID
FOSTER
HALSA
INERTIA
JIF
L1
LEVO
MANTRA
MULTI
PRATA
PRESTO
RAINBOW
RAY
REQUEST
THERAPOD
TUCK
YOU
ZIP



EXCHANGE® PARTIAL CREDENZA LEFT 2-SEATER

DESIGN | NICK GILLISSIE
NOT ON GSA CONTRACT

BASE PRICE | \$6,464
E1012-LCWH-RNA

* MINIMUM SCREEN REQUIRED

| Code | Grade 1 | Grade 2/ COM | Grade 3/ Knit Screens | Grade 4/ COL | Grade 5 | Grade 6 | Grade 7 | Grade 8 | Leather 1 | Leather 2 | Leather 3 |
|----------------------|---------|-----------------|--------------------------|-----------------|---------|---------|---------|---------|-----------|-----------|-----------|
| SEAT | \$1,520 | \$1,618 | \$1,681 | \$1,765 | \$1,839 | \$1,968 | \$2,115 | \$2,280 | \$2,638 | \$2,798 | \$3,277 |
| BACK | \$890 | \$988 | \$1,051 | \$1,135 | \$1,209 | \$1,338 | \$1,485 | \$1,650 | \$2,008 | \$2,168 | \$2,647 |
| LOW WIDE ARM | \$365 | \$407 | \$434 | \$470 | \$502 | \$557 | \$620 | \$691 | \$844 | \$913 | \$1,118 |
| HIGH WIDE ARM | \$460 | \$509 | \$541 | \$583 | \$619 | \$684 | \$758 | \$840 | \$1,019 | \$1,099 | \$1,339 |
| HIGH PARTIAL SCREEN* | \$914 | \$1,103 | \$1,225 | \$1,387 | \$1,528 | \$1,778 | \$2,062 | \$2,379 | \$3,071 | \$3,378 | \$4,303 |
| HIGH FULL SCREEN | \$1,010 | \$1,213 | \$1,344 | \$1,518 | \$1,670 | \$1,938 | \$2,243 | \$2,583 | \$3,326 | \$3,656 | \$4,650 |
| HIGH SURROUND SCREEN | \$1,259 | \$1,518 | \$1,685 | \$1,907 | \$2,101 | \$2,443 | \$2,832 | \$3,266 | \$4,214 | \$4,635 | \$5,903 |

NOTES

- See page 41 for general features and notes
- See page 42-44 for dimensions and customers own material yardage
- Partial credenzas include 1 power module
- Mounting bracket can accommodate 42" wide TV up to a maximum of 40lbs
- Partial credenza is 72"W x 12"D

| SERIES | E1 | EXCHANGE FULL CREDENZA | CODE | CODE | \$ | | |
|---|------|--|------|--|-------|---------------------|---------|
| BACK STYLE | 0 | Midback | | | VAR | | |
| LEG | 12 | Two-Seater | | | - | | |
| LEFT END [SEATED] | LCWH | Partial Credenza Left White | | | - | | |
| RIGHT END [SEATED] | RNA | No Arm | RLK | Linking End | - | | |
| | RLW | Low Wide | RHW | High Wide | VAR | | |
| | RPT | 12" Platform | | | \$915 | | |
| ARM SURFACE [available with low wide arm and 12" platform only] [list price for single low wide arm only] | WH | White | CL | Clay | WW | Washed Wood | \$340 |
| | NT | Natural | TA | Taupe | WL | Light Wood | \$340 |
| | FO | Fog | EA | Earth | WM | Medium Wood | \$340 |
| | MSK | Mist | BK | Black | WS | Slate Wood | \$340 |
| LEG TYPE | SL | Standard Leg | | | | | - |
| | RL | Rectangle Leg | | | | | \$55 |
| | LO | Wood Leg [Light Oak] | MO | Wood Leg [Medium Oak] | DO | Wood Leg [Dark Oak] | \$135 |
| | MON | Matte Onyx | MSK | Matte Smoke | | | - |
| PAINT FINISH [will reflect all painted components] | PON | Onyx | PSK | Smoke | PHZ | Haze | - |
| | PCT | Cotton | PCU | Currant | PMI | Midnight | - |
| | PCI | Citrus [coming soon] | PIN | Indigo [coming soon] | PPI | Pine [coming soon] | - |
| | PPO | Pottery [coming soon] | PBR | Birch [coming soon] | | | - |
| OPTIONS | TV | TV Mounting Bracket | | | | | \$285 |
| | WB | White Board and Mounting Bracket | | | | | \$1,250 |
| | AC | Acoustic Screens | | | | | \$1,175 |
| POWER FINISH | O | Matte Onyx | C | Matte Cloud | S | Matte Smoke | - |
| POWER LOCATION | L | Power USB Single Left End Credenza | | | | | - |
| | R | Power USB Single Right End | | | | | \$250 |
| | | | | | | | |
| Code: Combine color + side Example CR = Cloud Single Right Arm FOR DUAL POWER SPECIFY LEFT AND RIGHT ARM | | | | | | | |
| SCREEN | HP | High Partial Screen - Required Minimum Screen | | | | | VAR |
| | HF | High Full Screen [available with RLW and RHW only] | HS | High Surround Screen [available with RLW and RHW only] | | | VAR |
| FREIGHT OPTIONS | BW | Blanket Wrapped Fully Assembled [25 seat min] | | | | | \$225 |
| | PA | Partially Assembled | | | | | \$225 |
| FREIGHT REQUIREMENTS | AS | Allseating Standard | | | | | - |
| | FQ | Special Freight Instructions** | | | | | VAR |
| | GD | Guaranteed Delivery** | | | | | VAR |

* Minimum partial screen required

** Call for Quote

*** Price includes laminate

TO ORDER SIMPLY FILL IN THE BLANKS

- - - - - - - - - - - - -

SERIES BACK STYLE LEG LEG POSITION LEFT END RIGHT END ARM SURFACE PAINT FINISH OPTIONS POWER FINISH+LOCATION SCREENS FREIGHT OPTION FREIGHT REQUIREMENTS FABRIC CODE
Please refer to allseating.com for fabric codes.



INFO
PILLOWS
ASUITE
ARLES
CHAIRFORM
DONE
EIGHTY TWO
ENTAIL
EXCHANGE
FLUID
FOSTER
HALSA
INERTIA
JIF
L1
LEVO
MANTRA
MULTI
PRATA
PRESTO
RAINBOW
RAY
REQUEST
THERAPOD
TUCK
YOU
ZIP



EXCHANGE® PARTIAL CREDENZA RIGHT 2-SEATER

DESIGN | NICK GILLISSIE
NOT ON GSA CONTRACT

BASE PRICE | \$6,464
E1012-LNA-RCWH

* MINIMUM SCREEN REQUIRED

| Code | Grade 1 | Grade 2/ COM | Grade 3/ Knit Screens | Grade 4/ COL | Grade 5 | Grade 6 | Grade 7 | Grade 8 | Leather 1 | Leather 2 | Leather 3 |
|-----------------------|---------|-----------------|--------------------------|-----------------|---------|---------|---------|---------|-----------|-----------|-----------|
| SEAT | \$1,520 | \$1,618 | \$1,681 | \$1,765 | \$1,839 | \$1,968 | \$2,115 | \$2,280 | \$2,638 | \$2,798 | \$3,277 |
| BACK | \$890 | \$988 | \$1,051 | \$1,135 | \$1,209 | \$1,338 | \$1,485 | \$1,650 | \$2,008 | \$2,168 | \$2,647 |
| LOW WIDE ARM* | \$365 | \$407 | \$434 | \$470 | \$502 | \$557 | \$620 | \$691 | \$844 | \$913 | \$1,118 |
| HIGH WIDE ARM* | \$460 | \$509 | \$541 | \$583 | \$619 | \$684 | \$758 | \$840 | \$1,019 | \$1,099 | \$1,339 |
| HIGH PARTIAL SCREEN** | \$914 | \$1,103 | \$1,225 | \$1,387 | \$1,528 | \$1,778 | \$2,062 | \$2,379 | \$3,071 | \$3,378 | \$4,303 |
| HIGH FULL SCREEN*** | \$1,010 | \$1,213 | \$1,344 | \$1,518 | \$1,670 | \$1,938 | \$2,243 | \$2,583 | \$3,326 | \$3,656 | \$4,650 |
| SURROUND SCREEN*** | \$1,259 | \$1,518 | \$1,685 | \$1,907 | \$2,101 | \$2,443 | \$2,832 | \$3,266 | \$4,214 | \$4,635 | \$5,903 |

NOTES

- See page 41 for general features and notes
- See page 42-44 for dimensions and customers own material yardage
- Partial credenzas include 1 power module
- Mounting bracket can accommodate 42" wide TV up to a maximum of 40lbs
- Partial credenza is 72"W x 12"D

| SERIES | E1 | EXCHANGE FULL CREDENZA | CODE | CODE | \$ | | |
|--|------|--|------|--|-------|---------------------|---------|
| BACK STYLE | 0 | Midback | | | VAR | | |
| LEG | 12 | Two-Seater | | | - | | |
| LEFT END [SEATED] | LNA | Partial Credenza Left White | LLK | | VAR | | |
| | LLW | Low Wide | LHW | High Wide | VAR | | |
| | LPT | 12" Platform [price includes laminate] | | | \$915 | | |
| RIGHT END [SEATED] | RCWH | Partial Credenza Right White | | | - | | |
| ARM SURFACE | WH | White | CL | Clay | WW | Washed Wood | \$340 |
| [available with low wide arm and 12" platform only] | NT | Natural | TA | Taupe | WL | Light Wood | \$340 |
| [list price for single low wide arm only] | FO | Fog | EA | Earth | WM | Medium Wood | \$340 |
| | MSK | Mist | BK | Black | WS | Slate Wood | \$340 |
| | | | | | WD | Dark Wood | \$340 |
| LEG TYPE | SL | Standard Leg | | | | | - |
| | RL | Rectangle Leg | | | | | \$55 |
| | LO | Wood Leg [Light Oak] | MO | Wood Leg [Medium Oak] | DO | Wood Leg [Dark Oak] | \$135 |
| PAINT FINISH | MON | Matte Onyx | MSK | Matte Smoke | | | - |
| [will reflect all painted components] | PON | Onyx | PSK | Smoke | PHZ | Haze | - |
| | PCT | Cotton | PCU | Currant | PMI | Midnight | - |
| | PCI | Citrus [coming soon] | PIN | Indigo [coming soon] | PPI | Pine [coming soon] | - |
| | PPO | Pottery [coming soon] | PBR | Birch [coming soon] | | | - |
| OPTIONS | TV | TV Mounting Bracket | | | | | \$285 |
| | WB | White Board and Mounting Bracket | | | | | \$1,250 |
| | AC | Acoustic Screens | | | | | \$1,175 |
| POWER FINISH | O | Matte Onyx | C | Matte Cloud | S | Matte Smoke | - |
| POWER LOCATION | L | Power USB Single Left Arm | | | | | \$250 |
| | R | Power USB Single Right End Credenza | | | | | - |
| Code: Combine color + side Example CR = Cloud Single Right Arm FOR DUAL POWER SPECIFY LEFT AND RIGHT ARM | | | | | | | |
| SCREEN | HP | High Partial Screen - Required Minimum Screen | | | | | VAR |
| | HF | High Full Screen [available with RLW and RHW only] | HS | High Surround Screen [available with RLW and RHW only] | | | VAR |
| FREIGHT OPTIONS | BW | Blanket Wrapped Fully Assembled [25 seat min] | | | | | \$225 |
| | PA | Partially Assembled | | | | | \$225 |
| FREIGHT REQUIREMENTS | AS | Allseating Standard | | | | | - |
| | FQ | Special Freight Instructions** | | | | | VAR |
| | GD | Guaranteed Delivery** | | | | | VAR |

* Minimum partial screen required

** Call for Quote

*** Price includes laminate

TO ORDER SIMPLY FILL IN THE BLANKS

E1 - 0 - 12 - [] - [] - RCWH - [] - [] - [] - [] - [] - [] - [] - []

SERIES BACK STYLE LEG LEG POSITION LEFT END RIGHT END ARM SURFACE PAINT FINISH OPTIONS POWER FINISH+LOCATION SCREENS FREIGHT OPTION FREIGHT REQUIREMENTS FABRIC CODE

Please refer to allseating.com for fabric codes.



INFO
PILLOWS
ASUITE
AILES
CHAIRFORM
DONE
EIGHTY TWO
ENTAIL
EXCHANGE
FLUID
FOSTER
HALSA
INERTIA
JIF
L1
LEVO
MANTRA
MULTI
PRATA
PRESTO
RAINBOW
RAY
REQUEST
THERAPOD
TUCK
YOU
ZIP



EXCHANGE® PARTIAL CREDENZA LEFT 3-SEATER

DESIGN | NICK GILLISSIE
NOT ON GSA CONTRACT

BASE PRICE | \$7,957
E1013-LCWH-RNA

* MINIMUM SCREEN REQUIRED

| Code | Grade 1 | Grade 2/ COM | Grade 3/ Knit Screens | Grade 4/ COL | Grade 5 | Grade 6 | Grade 7 | Grade 8 | Leather 1 | Leather 2 | Leather 3 |
|----------------------|---------|-----------------|--------------------------|-----------------|---------|---------|---------|---------|-----------|-----------|-----------|
| SEAT | \$2,280 | \$2,427 | \$2,522 | \$2,648 | \$2,758 | \$2,952 | \$3,173 | \$3,419 | \$3,957 | \$4,196 | \$4,916 |
| BACK | \$1,335 | \$1,482 | \$1,577 | \$1,703 | \$1,813 | \$2,007 | \$2,228 | \$2,474 | \$3,012 | \$3,251 | \$3,971 |
| LOW WIDE ARM | \$365 | \$407 | \$434 | \$470 | \$502 | \$557 | \$620 | \$691 | \$844 | \$913 | \$1,118 |
| HIGH WIDE ARM | \$460 | \$509 | \$541 | \$583 | \$619 | \$684 | \$758 | \$840 | \$1,019 | \$1,099 | \$1,339 |
| HIGH PARTIAL SCREEN* | \$1,202 | \$1,440 | \$1,593 | \$1,797 | \$1,976 | \$2,290 | \$2,647 | \$3,047 | \$3,918 | \$4,305 | \$5,469 |
| HIGH FULL SCREEN | \$1,394 | \$1,674 | \$1,854 | \$2,094 | \$2,304 | \$2,674 | \$3,094 | \$3,564 | \$4,589 | \$5,044 | \$6,414 |
| HIGH SURROUND SCREEN | \$1,643 | \$1,979 | \$2,195 | \$2,483 | \$2,735 | \$3,179 | \$3,683 | \$4,247 | \$5,477 | \$6,023 | \$7,667 |

NOTES

- See page 41 for general features and notes
- See page 42-44 for dimensions and customers own material yardage
- Partial credenzas include 1 power module
- Mounting bracket can accommodate 42" wide TV up to a maximum of 40lbs
- Partial credenza is 72"W x 12"D

| SERIES | E1 | EXCHANGE FULL CREDENZA | CODE | CODE | \$ | | |
|---|------|--|------|--|-------|---------------------|---------|
| BACK STYLE | 0 | Midback | | | VAR | | |
| LEG | 13 | Three-Seater | | | - | | |
| LEFT END [SEATED] | LCWH | Partial Credenza Left White | | | - | | |
| RIGHT END [SEATED] | RNA | No Arm | RLK | Linking End | - | | |
| | RLW | Low Wide | RHW | High Wide | VAR | | |
| | RPT | 12" Platform [price includes laminate] | | | \$915 | | |
| ARM SURFACE [available with low wide arm and 12" platform only] [list price for single low wide arm only] | WH | White | CL | Clay | WW | Washed Wood | \$340 |
| | NT | Natural | TA | Taupe | WL | Light Wood | \$340 |
| | FO | Fog | EA | Earth | WM | Medium Wood | \$340 |
| | MSK | Mist | BK | Black | WS | Slate Wood | \$340 |
| LEG TYPE | SL | Standard Leg | | | WD | Dark Wood | \$340 |
| | RL | Rectangle Leg | | | | | - |
| | LO | Wood Leg [Light Oak] | MO | Wood Leg [Medium Oak] | DO | Wood Leg [Dark Oak] | \$135 |
| | MON | Matte Onyx | MSK | Matte Smoke | | | - |
| PAINT FINISH [will reflect all painted components] | PON | Onyx | PSK | Smoke | PHZ | Haze | - |
| | PCT | Cotton | PCU | Currant | PMI | Midnight | - |
| | PCI | Citrus [coming soon] | PIN | Indigo [coming soon] | PPI | Pine [coming soon] | - |
| | PPO | Pottery [coming soon] | PBR | Birch [coming soon] | | | - |
| OPTIONS | TV | TV Mounting Bracket | | | | | \$285 |
| | WB | White Board and Mounting Bracket | | | | | \$1,250 |
| | AC | Acoustic Screens | | | | | \$1,480 |
| POWER FINISH | O | Matte Onyx | C | Matte Cloud | S | Matte Smoke | - |
| POWER LOCATION | L | Power USB Single Left End Credenza | | | | | - |
| | R | Power USB Single Right Arm | | | | | \$250 |
| | | | | | | | |
| Code: Combine color + side Example CR = Cloud Single Right Arm FOR DUAL POWER SPECIFY LEFT AND RIGHT ARM | | | | | | | |
| SCREEN | HP | High Partial Screen - Required Minimum Screen | | | | | VAR |
| | HF | High Full Screen [available with RLW and RHW only] | HS | High Surround Screen [available with RLW and RHW only] | | | VAR |
| FREIGHT OPTIONS | BW | Blanket Wrapped Fully Assembled [25 seat min] | | | | | \$300 |
| | PA | Partially Assembled | | | | | \$300 |
| | | | | | | | |
| FREIGHT REQUIREMENTS | AS | Allseating Standard | | | | | - |
| | FQ | Special Freight Instructions** | | | | | VAR |
| | GD | Guaranteed Delivery** | | | | | VAR |

* Minimum partial screen required

** Call for Quote

*** Price includes laminate

TO ORDER SIMPLY FILL IN THE BLANKS

| | | | | | | | | | | | | | |
|--------|------------|-----|--------------|----------|-----------|-------------|--------------|---------|-----------------------|---------|----------------|----------------------|---|
| E1 | 0 | 13 | | LCWH | | | | | | | | | |
| SERIES | BACK STYLE | LEG | LEG POSITION | LEFT END | RIGHT END | ARM SURFACE | PAINT FINISH | OPTIONS | POWER FINISH+LOCATION | SCREENS | FREIGHT OPTION | FREIGHT REQUIREMENTS | FABRIC CODE Please refer to allseating.com for fabric codes. |



NFO
PILLOWS
ASUITE
AILES
CHIROFORM
DOME
EIGHTY TWO
ENTAIL
EXCHANGE
FLUID
FOSTER
HALSA
INERTIA
JIF
L1
LEVO
MANTRA
MULTI
PRATA
PRESTO
RAINBOW
RAY
REQUEST
THERAPOD
TUCK
YOU
ZIP



EXCHANGE® PARTIAL CREDENZA RIGHT 3-SEATER

DESIGN | NICK GILLISSIE
NOT ON GSA CONTRACT

BASE PRICE | \$7,957
E1013-LNA-RCWH

* MINIMUM SCREEN REQUIRED

| Code | Grade 1 | Grade 2/ COM | Grade 3/ Knit Screens | Grade 4/ COL | Grade 5 | Grade 6 | Grade 7 | Grade 8 | Leather 1 | Leather 2 | Leather 3 |
|----------------------|---------|-----------------|--------------------------|-----------------|---------|---------|---------|---------|-----------|-----------|-----------|
| SEAT | \$2,280 | \$2,427 | \$2,522 | \$2,648 | \$2,758 | \$2,952 | \$3,173 | \$3,419 | \$3,957 | \$4,196 | \$4,916 |
| BACK | \$1,335 | \$1,482 | \$1,577 | \$1,703 | \$1,813 | \$2,007 | \$2,228 | \$2,474 | \$3,012 | \$3,251 | \$3,971 |
| LOW WIDE ARM | \$365 | \$407 | \$434 | \$470 | \$502 | \$557 | \$620 | \$691 | \$844 | \$913 | \$1,118 |
| HIGH WIDE ARM | \$460 | \$509 | \$541 | \$583 | \$619 | \$684 | \$758 | \$840 | \$1,019 | \$1,099 | \$1,339 |
| HIGH PARTIAL SCREEN* | \$1,202 | \$1,440 | \$1,593 | \$1,976 | \$1,976 | \$2,290 | \$2,647 | \$3,047 | \$3,918 | \$4,305 | \$5,469 |
| HIGH FULL SCREEN*** | \$1,394 | \$1,674 | \$1,854 | \$2,304 | \$2,304 | \$2,674 | \$3,094 | \$3,564 | \$4,589 | \$5,044 | \$6,414 |
| SURROUND SCREEN*** | \$1,643 | \$1,979 | \$2,195 | \$2,735 | \$2,735 | \$3,179 | \$3,683 | \$4,247 | \$5,477 | \$6,023 | \$7,667 |

NOTES

- See page 41 for general features and notes
- See page 42-44 for dimensions and customers own material yardage
- Partial credenzas include 1 power module
- Mounting bracket can accommodate 42" wide TV up to a maximum of 40lbs
- Partial credenza is 72"W x 12"D

| SERIES | E1 | EXCHANGE FULL CREDENZA | CODE | CODE | \$ |
|---|-------------|--|------------|--|---------|
| BACK STYLE | 0 | Midback | | | VAR |
| LEG | 13 | Three-Seater | | | - |
| LEFT END [SEATED] | LNA | No Arm | LLK | Linking Arm | - |
| | LLW | Low Wide | LHW | High Wide | VAR |
| | LPT | 12" Platform [price includes laminate] | | | \$915 |
| RIGHT END [SEATED] | RCWH | Partial Credenza Right White | | | \$2,995 |
| ARM SURFACE | WH | White | CL | Clay | \$340 |
| [available with low wide arm and 12" platform only] | NT | Natural | TA | Taupe | \$340 |
| [list price for single low wide arm only] | FO | Fog | EA | Earth | \$340 |
| | MSK | Mist | BK | Black | \$340 |
| | | | WW | Washed Wood | \$340 |
| | | | WL | Light Wood | \$340 |
| | | | WM | Medium Wood | \$340 |
| | | | WS | Slate Wood | \$340 |
| | | | WD | Dark Wood | \$340 |
| LEG TYPE | SL | Standard Leg | | | - |
| | RL | Rectangle Leg | | | \$55 |
| | LO | Wood Leg [Light Oak] | MO | Wood Leg [Medium Oak] | \$135 |
| PAINT FINISH | MON | Matte Onyx | MSK | Matte Smoke | - |
| [will reflect all painted components] | PON | Onyx | PSK | Smoke | - |
| | PCT | Cotton | PCU | Currant | - |
| | PCI | Citrus [coming soon] | PIN | Indigo [coming soon] | - |
| | PPO | Pottery [coming soon] | PBR | Birch [coming soon] | - |
| OPTIONS | TV | TV Mounting Bracket | | | \$285 |
| | WB | White Board and Mounting Bracket | | | \$1,250 |
| | AC | Acoustic Screens | | | \$1,480 |
| POWER FINISH | O | Matte Onyx | C | Matte Cloud | - |
| POWER LOCATION | L | Power USB Single Left End | | | \$250 |
| | R | Power USB Single Right End Credenza | | | - |
| Code: Combine color + side | | | | | |
| Example CR = Cloud Single Right Arm | | | | | |
| FOR DUAL POWER SPECIFY LEFT AND RIGHT ARM | | | | | |
| SCREEN | HP | High Partial Screen - Required Minimum Screen | | | VAR |
| | HF | High Full Screen [available with RLW and RHW only] | HS | High Surround Screen [available with RLW and RHW only] | VAR |
| FREIGHT OPTIONS | BW | Blanket Wrapped Fully Assembled [25 seat min] | | | \$300 |
| | PA | Partially Assembled | | | \$300 |
| FREIGHT REQUIREMENTS | AS | Allseating Standard | | | - |
| | FQ | Special Freight Instructions** | | | VAR |
| | GD | Guaranteed Delivery** | | | VAR |

* Minimum partial screen required

** Call for Quote

*** Price includes laminate

TO ORDER SIMPLY FILL IN THE BLANKS

E1 - 0 - 13 - - - RCWH - - - - - - - - -

SERIES BACK STYLE LEG LEG POSITION LEFT END RIGHT END ARM SURFACE PAINT FINISH OPTIONS POWER FINISH+LOCATION SCREENS FREIGHT OPTION FREIGHT REQUIREMENTS FABRIC CODE
Please refer to allseating.com for fabric codes.



NFO
PILLOWS
ASUITE
AILES
CHIROFORM
DOME
EIGHTY TWO
ENTAIL
EXCHANGE
FLUID
FOSTER
HALSA
INERTIA
JIF
L1
LEVO
MANTRA
MULTI
PRATA
PRESTO
RAINBOW
RAY
REQUEST
THERAPOD
TUCK
YOU
ZIP



EXCHANGE® PARTIAL CREDENZA LEFT L-3x3

DESIGN | NICK GILLISSIE
NOT ON GSA CONTRACT

BASE PRICE | \$11,598
E2033-LCWH-RNA

* MINIMUM SCREEN REQUIRED

| Code | Grade 1 | Grade 2/ COM | Grade 3/ Knit Screens | Grade 4/ COL | Grade 5 | Grade 6 | Grade 7 | Grade 8 | Leather 1 | Leather 2 | Leather 3 |
|----------------------|---------|-----------------|--------------------------|-----------------|---------|---------|---------|---------|-----------|-----------|-----------|
| SEAT | \$3,775 | \$4,020 | \$4,178 | \$4,388 | \$4,571 | \$4,895 | \$5,263 | \$5,674 | \$6,571 | \$6,969 | \$8,168 |
| BACK | \$2,670 | \$2,964 | \$3,153 | \$3,405 | \$3,626 | \$4,014 | \$4,455 | \$4,949 | \$6,025 | \$6,503 | \$7,941 |
| LOW WIDE ARM | \$365 | \$407 | \$434 | \$470 | \$502 | \$557 | \$620 | \$691 | \$844 | \$913 | \$1,118 |
| HIGH WIDE ARM | \$460 | \$509 | \$541 | \$583 | \$619 | \$684 | \$758 | \$840 | \$1,019 | \$1,099 | \$1,339 |
| HIGH PARTIAL SCREEN* | \$2,013 | \$2,426 | \$2,692 | \$3,046 | \$3,355 | \$3,901 | \$4,521 | \$5,214 | \$6,726 | \$7,397 | \$9,418 |
| HIGH FULL SCREEN*** | \$2,109 | \$2,536 | \$2,811 | \$3,177 | \$3,497 | \$4,061 | \$4,702 | \$5,418 | \$6,981 | \$7,675 | \$9,765 |
| SURROUND SCREEN*** | \$2,333 | \$2,816 | \$3,127 | \$3,541 | \$3,903 | \$4,541 | \$5,266 | \$6,076 | \$7,844 | \$8,629 | \$10,993 |

NOTES

- See page 41 for general features and notes
- See page 42-44 for dimensions and customers own material yardage
- Partial credenzas include 1 power module
- Mounting bracket can accommodate 42" wide TV up to a maximum of 40lbs
- Partial credenza is 72"W x 12"D

| SERIES | E2 | EXCHANGE FULL CREDENZA | CODE | CODE | \$ | | |
|---|------|--|------|--|---------|---------------------|---------|
| BACK STYLE | 0 | Midback | | | VAR | | |
| LEG | 33 | 3 x 3 | | | - | | |
| LEFT END [SEATED] | LCWH | Partial Credenza Left White | | | \$2,995 | | |
| RIGHT END [SEATED] | RNA | No Arm | RLK | Linking Arm | - | | |
| | RLW | Low Wide | RHW | High Wide | VAR | | |
| | RPT | 12" Platform [price includes laminate] | | | \$915 | | |
| ARM SURFACE [available with low wide arm and 12" platform only] [list price for single low wide arm only] | WH | White | CL | Clay | WW | Washed Wood | \$340 |
| | NT | Natural | TA | Taupe | WL | Light Wood | \$340 |
| | FO | Fog | EA | Earth | WM | Medium Wood | \$340 |
| | MSK | Mist | BK | Black | WS | Slate Wood | \$340 |
| LEG TYPE | SL | Standard Leg | | | | | - |
| | RL | Rectangle Leg | | | | | \$65 |
| | LO | Wood Leg [Light Oak] | MO | Wood Leg [Medium Oak] | DO | Wood Leg [Dark Oak] | \$155 |
| | MON | Matte Onyx | MSK | Matte Smoke | | | - |
| PAINT FINISH [will reflect all painted components] | PON | Onyx | PSK | Smoke | PHZ | Haze | - |
| | PCT | Cotton | PCU | Currant | PMI | Midnight | - |
| | PCI | Citrus [coming soon] | PIN | Indigo [coming soon] | PPI | Pine [coming soon] | - |
| | PPO | Pottery [coming soon] | PBR | Birch [coming soon] | | | - |
| OPTIONS | TV | TV Mounting Bracket | | | | | \$285 |
| | WB | White Board and Mounting Bracket | | | | | \$1,250 |
| | AC | Acoustic Screens | | | | | \$1,700 |
| POWER FINISH | O | Matte Onyx | C | Matte Cloud | S | Matte Smoke | - |
| POWER LOCATION | L | Power USB Single Left End Credenza | | | | | - |
| | R | Power USB Single Right End | | | | | \$250 |
| | | | | | | | |
| Code: Combine color + side Example CR = Cloud Single Right Arm FOR DUAL POWER SPECIFY LEFT AND RIGHT ARM | | | | | | | |
| SCREEN | HP | High Partial Screen - Required Minimum Screen | | | | | VAR |
| | HF | High Full Screen [available with RLW and RHW only] | HS | High Surround Screen [available with RLW and RHW only] | | | VAR |
| FREIGHT OPTIONS | BW | Blanket Wrapped Fully Assembled [25 seat min] | | | | | \$525 |
| | PA | Partially Assembled | | | | | \$525 |
| | | | | | | | |
| FREIGHT REQUIREMENTS | AS | Allseating Standard | | | | | - |
| | FQ | Special Freight Instructions** | | | | | VAR |
| | GD | Guaranteed Delivery** | | | | | VAR |

* Minimum partial screen required

** Call for Quote

*** Price includes laminate

TO ORDER SIMPLY FILL IN THE BLANKS

| | | | | | | | | | | | | | | | | | | | | | | | | | | | |
|--------|---|------------|---|-----|---|--------------|---|----------|---|-----------|---|-------------|---|--------------|---|---------|---|-----------------------|---|---------|--|----------------|--|----------------------|--|-------------|--|
| E2 | - | 0 | - | 33 | - | | - | LCWH | - | | - | | - | | - | | - | | - | | | | | | | | |
| SERIES | | BACK STYLE | | LEG | | LEG POSITION | | LEFT END | | RIGHT END | | ARM SURFACE | | PAINT FINISH | | OPTIONS | | POWER FINISH+LOCATION | | SCREENS | | FREIGHT OPTION | | FREIGHT REQUIREMENTS | | FABRIC CODE | |

Please refer to allseating.com for fabric codes.



NFO
PILLOWS
ASTUTE
AILES
CHIROFORM
DONE
EIGHTY TWO
ENTAIL
EXCHANGE
FLUID
FOSTER
HALSA
INERTIA
JIF
L1
LEVO
MANTRA
MULTI
PRATA
PRESTO
RAINBOW
RAY
REQUEST
THERAPOD
TUCK
YOU
ZIP



EXCHANGE® PARTIAL CREDENZA RIGHT L-3x3

DESIGN | NICK GILLISSIE
NOT ON GSA CONTRACT

BASE PRICE | \$11,598
E2033-LNA-RCWH

* MINIMUM SCREEN REQUIRED

| Code | Grade 1 | Grade 2/ COM | Grade 3/ Knit Screens | Grade 4/ COL | Grade 5 | Grade 6 | Grade 7 | Grade 8 | Leather 1 | Leather 2 | Leather 3 |
|----------------------|---------|-----------------|--------------------------|-----------------|---------|---------|---------|---------|-----------|-----------|-----------|
| SEAT | \$3,775 | \$4,020 | \$4,178 | \$4,388 | \$4,571 | \$4,895 | \$5,263 | \$5,674 | \$6,571 | \$6,969 | \$8,168 |
| BACK | \$2,670 | \$2,964 | \$3,153 | \$3,405 | \$3,626 | \$4,014 | \$4,455 | \$4,949 | \$6,025 | \$6,503 | \$7,941 |
| LOW WIDE ARM | \$365 | \$407 | \$434 | \$470 | \$502 | \$557 | \$620 | \$691 | \$844 | \$913 | \$1,118 |
| HIGH WIDE ARM | \$460 | \$509 | \$541 | \$583 | \$619 | \$684 | \$758 | \$840 | \$1,019 | \$1,099 | \$1,339 |
| HIGH PARTIAL SCREEN* | \$2,013 | \$2,426 | \$2,692 | \$3,046 | \$3,355 | \$3,901 | \$4,521 | \$5,214 | \$6,726 | \$7,397 | \$9,418 |
| HIGH FULL SCREEN*** | \$2,109 | \$2,536 | \$2,811 | \$3,177 | \$3,497 | \$4,061 | \$4,702 | \$5,418 | \$6,981 | \$7,675 | \$9,765 |
| SURROUND SCREEN*** | \$2,333 | \$2,816 | \$3,127 | \$3,541 | \$3,903 | \$4,541 | \$5,266 | \$6,076 | \$7,844 | \$8,629 | \$10,993 |

NOTES

- See page 41 for general features and notes
- See page 42-44 for dimensions and customers own material yardage
- Partial credenzas include 1 power module
- Mounting bracket can accommodate 42" wide TV up to a maximum of 40lbs
- Partial credenza is 72"W x 12"D

| SERIES | E2 | EXCHANGE FULL CREDENZA | CODE | CODE | \$ |
|--|------|--|------|--|---------|
| BACK STYLE | 0 | Midback | | | VAR |
| LEG | 33 | 3 x 3 | | | - |
| LEFT END [SEATED] | LNA | No Arm | LLK | Linking Arm | - |
| | LLW | Low Wide | LHW | High Wide | - |
| | LPT | 12" Platform [pricing includes laminate] | | | \$915 |
| RIGHT END [SEATED] | RCWH | Partial Credenza Right White | | | \$2,995 |
| ARM SURFACE | WH | White | CL | Clay | \$340 |
| [available with low wide arm and 12" platform only] | NT | Natural | TA | Taupe | \$340 |
| [list price for single low wide arm only] | FO | Fog | EA | Earth | \$340 |
| | MSK | Mist | BK | Black | \$340 |
| | | | WW | Washed Wood | \$340 |
| | | | WL | Light Wood | \$340 |
| | | | WM | Medium Wood | \$340 |
| | | | WS | Slate Wood | \$340 |
| | | | WD | Dark Wood | \$340 |
| LEG TYPE | SL | Standard Leg | | | - |
| | RL | Rectangle Leg | | | \$65 |
| | LO | Wood Leg [Light Oak] | MO | Wood Leg [Medium Oak] | \$155 |
| PAINT FINISH | MON | Matte Onyx | MSK | Matte Smoke | - |
| [will reflect all painted components] | PON | Onyx | PSK | Smoke | - |
| | PCT | Cotton | PCU | Currant | - |
| | PCI | Citrus [coming soon] | PIN | Indigo [coming soon] | - |
| | PPO | Pottery [coming soon] | PBR | Birch [coming soon] | - |
| OPTIONS | TV | TV Mounting Bracket | | | \$285 |
| | WB | White Board and Mounting Bracket | | | \$1,250 |
| | AC | Acoustic Screens | | | \$1,700 |
| POWER FINISH | O | Matte Onyx | C | Matte Cloud | - |
| POWER LOCATION | L | Power USB Single Left End | | | \$250 |
| | R | Power USB Single Right End Credenza | | | - |
| Code: Combine color + side Example CR = Cloud Single Right Arm FOR DUAL POWER SPECIFY LEFT AND RIGHT ARM | | | | | |
| SCREEN | HP | High Partial Screen - Required Minimum Screen | | | VAR |
| | HF | High Full Screen [available with RLW and RHW only] | HS | High Surround Screen [available with RLW and RHW only] | VAR |
| FREIGHT OPTIONS | BW | Blanket Wrapped Fully Assembled [25 seat min] | | | \$525 |
| | PA | Partially Assembled | | | \$525 |
| FREIGHT REQUIREMENTS | AS | Allseating Standard | | | - |
| | FQ | Special Freight Instructions** | | | VAR |
| | GD | Guaranteed Delivery** | | | VAR |

* Minimum partial screen required

** Call for Quote

*** Price includes laminate

TO ORDER SIMPLY FILL IN THE BLANKS

E2 - 0 - 33 - [] - [] - RCWH - [] - [] - [] - [] - [] - [] - [] - []

SERIES BACK STYLE LEG LEG POSITION LEFT END RIGHT END ARM SURFACE PAINT FINISH OPTIONS POWER FINISH+LOCATION SCREENS FREIGHT OPTION FREIGHT REQUIREMENTS FABRIC CODE

Please refer to allseating.com for fabric codes.



INFO
PILLOWS
ASUITE
ARLES
CHAIRFORM
DONE
EIGHTY TWO
ENTAIL
EXCHANGE
FLUID
FOSTER
HALSA
INERTIA
JIF
L1
LEVO
MANTRA
MULTI
PRATA
PRESTO
RAINBOW
RAY
REQUEST
THERAPOD
TUCK
YOU
ZIP



EXCHANGE® PARTIAL CREDENZA LEFT L-3x4

DESIGN | NICK GILLISSIE
NOT ON GSA CONTRACT

BASE PRICE | \$13,187
E2034-LCWH-RNA

* MINIMUM SCREEN REQUIRED

| Code | Grade 1 | Grade 2/ COM | Grade 3/ Knit Screens | Grade 4/ COL | Grade 5 | Grade 6 | Grade 7 | Grade 8 | Leather 1 | Leather 2 | Leather 3 |
|----------------------|---------|-----------------|--------------------------|-----------------|---------|---------|---------|---------|-----------|-----------|-----------|
| SEAT | \$4,535 | \$4,829 | \$5,018 | \$5,270 | \$5,491 | \$5,879 | \$6,320 | \$6,814 | \$7,890 | \$8,368 | \$9,806 |
| BACK | \$3,115 | \$3,458 | \$3,679 | \$3,973 | \$4,230 | \$4,683 | \$5,198 | \$5,773 | \$7,029 | \$7,586 | \$9,265 |
| LOW WIDE ARM | \$365 | \$407 | \$434 | \$470 | \$502 | \$557 | \$620 | \$691 | \$844 | \$913 | \$1,118 |
| HIGH WIDE ARM | \$460 | \$509 | \$541 | \$583 | \$619 | \$684 | \$758 | \$840 | \$1,019 | \$1,099 | \$1,339 |
| HIGH PARTIAL SCREEN* | \$2,397 | \$2,887 | \$3,202 | \$3,622 | \$3,990 | \$4,637 | \$5,372 | \$6,195 | \$7,988 | \$8,785 | \$11,182 |
| HIGH FULL SCREEN*** | \$2,301 | \$2,770 | \$3,072 | \$3,474 | \$3,825 | \$4,445 | \$5,149 | \$5,936 | \$7,653 | \$8,415 | \$10,710 |
| SURROUND SCREEN*** | \$2,525 | \$3,050 | \$3,388 | \$3,838 | \$4,231 | \$4,925 | \$5,713 | \$6,594 | \$8,516 | \$9,369 | \$11,938 |

NOTES

- See page 41 for general features and notes
- See page 42-44 for dimensions and customers own material yardage
- Partial credenzas include 1 power module
- Mounting bracket can accommodate 42" wide TV up to a maximum of 40lbs
- Partial credenza is 72"W x 12"D

| SERIES | E2 | EXCHANGE FULL CREDENZA | CODE | CODE | \$ | | |
|---|------|--|------|--|---------|---------------------|---------|
| BACK STYLE | 0 | Midback | | | VAR | | |
| LEG | 34 | 3 x 4 | | | - | | |
| LEFT END [SEATED] | LCWH | Partial Credenza Left White | | | \$2,995 | | |
| RIGHT END [SEATED] | RNA | No Arm | RLK | Linking Arm | - | | |
| | RLW | Low Wide | RHW | High Wide | VAR | | |
| | RPT | 12" Platform [price includes laminate] | | | \$915 | | |
| ARM SURFACE [available with low wide arm and 12" platform only] [list price for single low wide arm only] | WH | White | CL | Clay | WW | Washed Wood | \$340 |
| | NT | Natural | TA | Taupe | WL | Light Wood | \$340 |
| | FO | Fog | EA | Earth | WM | Medium Wood | \$340 |
| | MSK | Mist | BK | Black | WS | Slate Wood | \$340 |
| LEG TYPE | SL | Standard Leg | | | | | - |
| | RL | Rectangle Leg | | | | | \$65 |
| | LO | Wood Leg [Light Oak] | MO | Wood Leg [Medium Oak] | DO | Wood Leg [Dark Oak] | \$155 |
| | MON | Matte Onyx | MSK | Matte Smoke | | | - |
| PAINT FINISH [will reflect all painted components] | PON | Onyx | PSK | Smoke | PHZ | Haze | - |
| | PCT | Cotton | PCU | Currant | PMI | Midnight | - |
| | PCI | Citrus [coming soon] | PIN | Indigo [coming soon] | PPI | Pine [coming soon] | - |
| | PPO | Pottery [coming soon] | PBR | Birch [coming soon] | | | - |
| OPTIONS | TV | TV Mounting Bracket | | | | | \$285 |
| | WB | White Board and Mounting Bracket | | | | | \$1,250 |
| | AC | Acoustic Screens | | | | | \$1,975 |
| POWER FINISH | O | Matte Onyx | C | Matte Cloud | S | Matte Smoke | - |
| POWER LOCATION | L | Power USB Single Left End Credenza | | | | | - |
| | R | Power USB Single Right End | | | | | \$250 |
| | | | | | | | |
| Code: Combine color + side Example CR = Cloud Single Right Arm FOR DUAL POWER SPECIFY LEFT AND RIGHT ARM | | | | | | | |
| SCREEN | HP | High Partial Screen - Required Minimum Screen | | | | | VAR |
| | HF | High Full Screen [available with RLW and RHW only] | HS | High Surround Screen [available with RLW and RHW only] | | | VAR |
| FREIGHT OPTIONS | BW | Blanket Wrapped Fully Assembled [25 seat min] | | | | | \$600 |
| | PA | Partially Assembled | | | | | \$600 |
| FREIGHT REQUIREMENTS | AS | Allseating Standard | | | | | - |
| | FQ | Special Freight Instructions** | | | | | VAR |
| | GD | Guaranteed Delivery** | | | | | VAR |

* Minimum partial screen required

** Call for Quote

*** Price includes laminate

TO ORDER SIMPLY FILL IN THE BLANKS

| | | | | | | | | | | | | | | | | | | | | | | | | | | | | |
|--------|---|------------|---|-----|---|--------------|---|----------|---|-----------|---|-------------|---|--------------|---|---------|---|-----------------------|---|---------|---|----------------|--|----------------------|--|-------------|--|--|
| E2 | - | 0 | - | 34 | - | | - | LCWH | - | | - | | - | | - | | - | | - | | - | | | | | | | |
| SERIES | | BACK STYLE | | LEG | | LEG POSITION | | LEFT END | | RIGHT END | | ARM SURFACE | | PAINT FINISH | | OPTIONS | | POWER FINISH+LOCATION | | SCREENS | | FREIGHT OPTION | | FREIGHT REQUIREMENTS | | FABRIC CODE | | Please refer to allseating.com for fabric codes. |



NFO
PILLOWS
ASTUTE
AILES
CHIROFORM
DONE
EIGHTY TWO
ENTAIL
EXCHANGE
FLUID
FOSTER
HALSA
INERTIA
JIF
L1
LEVO
MANTRA
MULTI
PRATA
PRESTO
RAINBOW
RAY
REQUEST
THERAPOD
TUCK
YOU
ZIP



EXCHANGE® PARTIAL CREDENZA RIGHT L-4x3

DESIGN | NICK GILLISSIE
NOT ON GSA CONTRACT

BASE PRICE | \$13,187
E2043-LNA-RCWH

* MINIMUM SCREEN REQUIRED

| Code | Grade 1 | Grade 2/ COM | Grade 3/ Knit Screens | Grade 4/ COL | Grade 5 | Grade 6 | Grade 7 | Grade 8 | Leather 1 | Leather 2 | Leather 3 |
|----------------------|---------|-----------------|--------------------------|-----------------|---------|---------|---------|---------|-----------|-----------|-----------|
| SEAT | \$4,535 | \$4,829 | \$5,018 | \$5,270 | \$5,491 | \$5,879 | \$6,320 | \$6,814 | \$7,890 | \$8,368 | \$9,806 |
| BACK | \$3,115 | \$3,458 | \$3,679 | \$3,973 | \$4,230 | \$4,683 | \$5,198 | \$5,773 | \$7,029 | \$7,586 | \$9,265 |
| LOW WIDE ARM | \$365 | \$407 | \$434 | \$470 | \$502 | \$557 | \$620 | \$691 | \$844 | \$913 | \$1,118 |
| HIGH WIDE ARM | \$460 | \$509 | \$541 | \$583 | \$619 | \$684 | \$758 | \$840 | \$1,019 | \$1,099 | \$1,339 |
| HIGH PARTIAL SCREEN* | \$2,397 | \$2,887 | \$3,202 | \$3,622 | \$3,990 | \$4,637 | \$5,372 | \$6,195 | \$7,988 | \$8,785 | \$11,182 |
| HIGH FULL SCREEN*** | \$2,301 | \$2,770 | \$3,072 | \$3,474 | \$3,825 | \$4,445 | \$5,149 | \$5,936 | \$7,653 | \$8,415 | \$10,710 |
| SURROUND SCREEN*** | \$2,525 | \$3,050 | \$3,388 | \$3,838 | \$4,231 | \$4,925 | \$5,713 | \$6,594 | \$8,516 | \$9,369 | \$11,938 |

NOTES

- See page 41 for general features and notes
- See page 42-44 for dimensions and customers own material yardage
- Partial credenzas include 1 power module
- Mounting bracket can accommodate 42" wide TV up to a maximum of 40lbs
- Partial credenza is 72"W x 12"D

| SERIES | E2 | EXCHANGE FULL CREDENZA | CODE | CODE | \$ | | |
|---|------|--|------|--|---------|---------------------|---------|
| BACK STYLE | 0 | Midback | | | VAR | | |
| LEG | 43 | 4 x 3 | | | - | | |
| LEFT END [SEATED] | LNA | No Arm | LLK | Linking Arm | - | | |
| | LLW | Low Wide | LHW | High Wide | - | | |
| | LPT | 12" Platform [pricing includes laminate] | | | \$915 | | |
| RIGHT END [SEATED] | RCWH | Partial Credenza Right White | | | \$2,995 | | |
| ARM SURFACE [available with low wide arm and 12" platform only] [list price for single low wide arm only] | WH | White | CL | Clay | WW | Washed Wood | \$340 |
| | NT | Natural | TA | Taupe | WL | Light Wood | \$340 |
| | FO | Fog | EA | Earth | WM | Medium Wood | \$340 |
| | MSK | Mist | BK | Black | WS | Slate Wood | \$340 |
| LEG TYPE | SL | Standard Leg | | | | | - |
| | RL | Rectangle Leg | | | | | \$65 |
| | LO | Wood Leg [Light Oak] | MO | Wood Leg [Medium Oak] | DO | Wood Leg [Dark Oak] | \$155 |
| | MON | Matte Onyx | MSK | Matte Smoke | | | - |
| PAINT FINISH [will reflect all painted components] | PON | Onyx | PSK | Smoke | PHZ | Haze | - |
| | PCT | Cotton | PCU | Currant | PMI | Midnight | - |
| | PCI | Citrus [coming soon] | PIN | Indigo [coming soon] | PPI | Pine [coming soon] | - |
| | PPO | Pottery [coming soon] | PBR | Birch [coming soon] | | | - |
| OPTIONS | TV | TV Mounting Bracket | | | | | \$285 |
| | WB | White Board and Mounting Bracket | | | | | \$1,250 |
| | AC | Acoustic Screens | | | | | \$1,975 |
| POWER FINISH | O | Matte Onyx | C | Matte Cloud | S | Matte Smoke | - |
| POWER LOCATION | L | Power USB Single Left End | | | | | \$250 |
| | R | Power USB Single Right End Credenza | | | | | - |
| | | | | | | | |
| Code: Combine color + side Example CR = Cloud Single Right Arm FOR DUAL POWER SPECIFY LEFT AND RIGHT ARM | | | | | | | |
| SCREEN | HP | High Partial Screen - Required Minimum Screen | | | | | VAR |
| | HF | High Full Screen [available with RLW and RHW only] | HS | High Surround Screen [available with RLW and RHW only] | | | VAR |
| FREIGHT OPTIONS | BW | Blanket Wrapped Fully Assembled [25 seat min] | | | | | \$600 |
| | PA | Partially Assembled | | | | | \$600 |
| | | | | | | | |
| FREIGHT REQUIREMENTS | AS | Allseating Standard | | | | | - |
| | FQ | Special Freight Instructions** | | | | | VAR |
| | GD | Guaranteed Delivery** | | | | | VAR |

* Minimum partial screen required

** Call for Quote

*** Price includes laminate

TO ORDER SIMPLY FILL IN THE BLANKS

- - - - - - - - - - - - -

SERIES BACK STYLE LEG LEG POSITION LEFT END RIGHT END ARM SURFACE PAINT FINISH OPTIONS POWER FINISH+LOCATION SCREENS FREIGHT OPTION FREIGHT REQUIREMENTS FABRIC CODE
Please refer to allseating.com for fabric codes.



INFO
PILLOWS
ASUITE
AILES
CHAIRFORM
DONE
EIGHTY TWO
ENTAIL
EXCHANGE
FLUID
FOSTER
HALSA
INERTIA
JIF
L1
LEVO
MANTRA
MULTI
PRATA
PRESTO
RAINBOW
RAY
REQUEST
THERAPOD
TUCK
YOU
ZIP



EXCHANGE® PARTIAL CREDENZA LEFT L-4x4

DESIGN | NICK GILLISSIE
NOT ON GSA CONTRACT

BASE PRICE | \$14,392
E2044-LCWH-RNA

* MINIMUM SCREEN REQUIRED

| Code | Grade 1 | Grade 2/ COM | Grade 3/ Knit Screens | Grade 4/ COL | Grade 5 | Grade 6 | Grade 7 | Grade 8 | Leather 1 | Leather 2 | Leather 3 |
|----------------------|---------|-----------------|--------------------------|-----------------|---------|---------|---------|---------|-----------|-----------|-----------|
| SEAT | \$5,295 | \$5,638 | \$5,859 | \$6,153 | \$6,410 | \$6,863 | \$7,378 | \$7,953 | \$9,209 | \$9,766 | \$11,445 |
| BACK | \$3,560 | \$3,952 | \$4,204 | \$4,540 | \$4,834 | \$5,352 | \$5,940 | \$6,598 | \$8,033 | \$8,670 | \$10,588 |
| LOW WIDE ARM | \$365 | \$407 | \$434 | \$470 | \$502 | \$557 | \$620 | \$691 | \$844 | \$913 | \$1,118 |
| HIGH WIDE ARM | \$460 | \$509 | \$541 | \$583 | \$619 | \$684 | \$758 | \$840 | \$1,019 | \$1,099 | \$1,339 |
| HIGH PARTIAL SCREEN* | \$2,397 | \$2,887 | \$3,202 | \$3,622 | \$3,990 | \$4,637 | \$5,372 | \$6,195 | \$7,988 | \$8,785 | \$11,182 |
| HIGH FULL SCREEN*** | \$2,493 | \$3,004 | \$3,333 | \$3,771 | \$4,154 | \$4,829 | \$5,596 | \$6,453 | \$8,324 | \$9,154 | \$11,655 |
| SURROUND SCREEN*** | \$2,717 | \$3,284 | \$3,649 | \$4,135 | \$4,560 | \$5,309 | \$6,160 | \$7,111 | \$9,187 | \$10,108 | \$12,883 |

NOTES

- See page 41 for general features and notes
- See page 42-44 for dimensions and customers own material yardage
- Partial credenzas include 1 power module
- Mounting bracket can accommodate 42" wide TV up to a maximum of 40lbs
- Partial credenza is 72"W x 12"D

| SERIES | E2 | EXCHANGE FULL CREDENZA | CODE | CODE | \$ | | | |
|---|---------|--|----------------------------------|--|---------|---------------------|---------|---------|
| BACK STYLE | 0 | Midback | | | VAR | | | |
| LEG | 44 | 4 x 4 | | | - | | | |
| LEFT END [SEATED] | LCWH | Partial Credenza Left White | | | \$2,995 | | | |
| RIGHT END [SEATED] | RNA | No Arm | RLK | Linking Arm | - | | | |
| | RLW | Low Wide | RHW | High Wide | VAR | | | |
| | RPT | 12" Platform [price includes laminate] | | | \$915 | | | |
| ARM SURFACE [available with low wide arm and 12" platform only] [list price for single low wide arm only] | WH | White | CL | Clay | WW | Washed Wood | \$340 | |
| | NT | Natural | TA | Taupe | WL | Light Wood | \$340 | |
| | FO | Fog | EA | Earth | WM | Medium Wood | \$340 | |
| | MSK | Mist | BK | Black | WS | Slate Wood | \$340 | |
| | | | | | WD | Dark Wood | \$340 | |
| LEG TYPE | SL | Standard Leg | | | | | - | |
| | RL | Rectangle Leg | | | | | \$65 | |
| | LO | Wood Leg [Light Oak] | MO | Wood Leg [Medium Oak] | DO | Wood Leg [Dark Oak] | \$155 | |
| | MON | Matte Onyx | MSK | Matte Smoke | | | - | |
| PAINT FINISH [will reflect all painted components] | PON | Onyx | PSK | Smoke | PHZ | Haze | - | |
| | PCT | Cotton | PCU | Currant | PMI | Midnight | - | |
| | PCI | Citrus [coming soon] | PIN | Indigo [coming soon] | PPI | Pine [coming soon] | - | |
| | PPO | Pottery [coming soon] | PBR | Birch [coming soon] | | | - | |
| | OPTIONS | TV | TV Mounting Bracket | | | | | \$285 |
| | | WB | White Board and Mounting Bracket | | | | | \$1,250 |
| AC | | Acoustic Screens | | | | | \$2,250 | |
| POWER FINISH | O | Matte Onyx | C | Matte Cloud | S | Matte Smoke | - | |
| POWER LOCATION | L | Power USB Single Left End | | | | | \$250 | |
| | R | Power USB Single Right End Credenza | | | | | - | |
| | | | | | | | | |
| Code: Combine color + side Example CR = Cloud Single Right Arm FOR DUAL POWER SPECIFY LEFT AND RIGHT ARM | | | | | | | | |
| SCREEN | HP | High Partial Screen - Required Minimum Screen | | | | | VAR | |
| | HF | High Full Screen [available with RLW and RHW only] | HS | High Surround Screen [available with RLW and RHW only] | | | VAR | |
| FREIGHT OPTIONS | BW | Blanket Wrapped Fully Assembled [25 seat min] | | | | | \$675 | |
| | PA | Partially Assembled | | | | | \$675 | |
| | | | | | | | | |
| FREIGHT REQUIREMENTS | AS | Allseating Standard | | | | | - | |
| | FQ | Special Freight Instructions** | | | | | VAR | |
| | GD | Guaranteed Delivery** | | | | | VAR | |

* Minimum partial screen required

** Call for Quote

*** Price includes laminate

TO ORDER SIMPLY FILL IN THE BLANKS

| | | | | | | | | | | | | | | | | | | | | | | | | | | | | | |
|--------|---|------------|---|-----|---|--------------|---|----------|---|-----------|---|-------------|---|--------------|---|---------|---|-----------------------|---|---------|---|----------------|--|----------------------|--|-------------|--|--|--|
| E2 | - | 0 | - | 44 | - | | - | LCWH | - | | - | | - | | - | | - | | - | | - | | | | | | | | |
| SERIES | | BACK STYLE | | LEG | | LEG POSITION | | LEFT END | | RIGHT END | | ARM SURFACE | | PAINT FINISH | | OPTIONS | | POWER FINISH+LOCATION | | SCREENS | | FREIGHT OPTION | | FREIGHT REQUIREMENTS | | FABRIC CODE | | Please refer to allseating.com for fabric codes. | |



INFO
PILLOWS
ASUITE
AILES
CHAIRFORM
DONE
EIGHTY TWO
ENTAIL
EXCHANGE
FLUID
FOSTER
HALSA
INERTIA
JIF
L1
LEVO
MANTRA
MULTI
PRATA
PRESTO
RAINBOW
RAY
REQUEST
THERAPOD
TUCK
YOU
ZIP



EXCHANGE® PARTIAL CREDENZA RIGHT L-4x4

DESIGN | NICK GILLISSIE
NOT ON GSA CONTRACT

BASE PRICE | \$14,392
E2044-LNA-RCWH

* MINIMUM SCREEN REQUIRED

| Code | Grade 1 | Grade 2/ COM | Grade 3/ Knit Screens | Grade 4/ COL | Grade 5 | Grade 6 | Grade 7 | Grade 8 | Leather 1 | Leather 2 | Leather 3 |
|----------------------|---------|-----------------|--------------------------|-----------------|---------|---------|---------|---------|-----------|-----------|-----------|
| SEAT | \$5,295 | \$5,638 | \$5,859 | \$6,153 | \$6,410 | \$6,863 | \$7,378 | \$7,953 | \$9,209 | \$9,766 | \$11,445 |
| BACK | \$3,560 | \$3,952 | \$4,204 | \$4,540 | \$4,834 | \$5,352 | \$5,940 | \$6,598 | \$8,033 | \$8,670 | \$10,588 |
| LOW WIDE ARM | \$365 | \$407 | \$434 | \$470 | \$502 | \$557 | \$620 | \$691 | \$844 | \$913 | \$1,118 |
| HIGH WIDE ARM | \$460 | \$509 | \$541 | \$583 | \$619 | \$684 | \$758 | \$840 | \$1,019 | \$1,099 | \$1,339 |
| HIGH PARTIAL SCREEN* | \$2,397 | \$2,887 | \$3,202 | \$3,622 | \$3,990 | \$4,637 | \$5,372 | \$6,195 | \$7,988 | \$8,785 | \$11,182 |
| HIGH FULL SCREEN*** | \$2,493 | \$3,004 | \$3,333 | \$3,771 | \$4,154 | \$4,829 | \$5,596 | \$6,453 | \$8,324 | \$9,154 | \$11,655 |
| SURROUND SCREEN*** | \$2,717 | \$3,284 | \$3,649 | \$4,135 | \$4,560 | \$5,309 | \$6,160 | \$7,111 | \$9,187 | \$10,108 | \$12,883 |

NOTES

- See page 41 for general features and notes
- See page 42-44 for dimensions and customers own material yardage
- Partial credenzas include 1 power module
- Mounting bracket can accommodate 42" wide TV up to a maximum of 40lbs
- Partial credenza is 72"W x 12"D

| SERIES | E2 | EXCHANGE FULL CREDENZA | CODE | CODE | \$ | | |
|--|---------|--|---------------------|--|---------|---------------------|---------|
| BACK STYLE | 0 | Midback | | | VAR | | |
| LEG | 44 | 4 x 4 | | | - | | |
| LEFT END [SEATED] | LNA | No Arm | LLK | Linking Arm | - | | |
| | LLW | Low Wide | LHW | High Wide | - | | |
| | LPT | 12" Platform [pricing includes laminate] | | | \$915 | | |
| RIGHT END [SEATED] | RCWH | Partial Credenza Right White | | | \$2,995 | | |
| ARM SURFACE [available with low wide arm and 12" platform only] [list price for single low wide arm only] | WH | White | CL | Clay | WW | Washed Wood | \$340 |
| | NT | Natural | TA | Taupe | WL | Light Wood | \$340 |
| | FO | Fog | EA | Earth | WM | Medium Wood | \$340 |
| | MSK | Mist | BK | Black | WS | Slate Wood | \$340 |
| LEG TYPE | SL | Standard Leg | | | | | - |
| | RL | Rectangle Leg | | | | | \$65 |
| | LO | Wood Leg [Light Oak] | MO | Wood Leg [Medium Oak] | DO | Wood Leg [Dark Oak] | \$155 |
| PAINT FINISH [will reflect all painted components] | MON | Matte Onyx | MSK | Matte Smoke | | | - |
| | PON | Onyx | PSK | Smoke | PHZ | Haze | - |
| | PCT | Cotton | PCU | Currant | PMI | Midnight | - |
| | PCI | Citrus [coming soon] | PIN | Indigo [coming soon] | PPI | Pine [coming soon] | - |
| | PPO | Pottery [coming soon] | PBR | Birch [coming soon] | | | - |
| | OPTIONS | TV | TV Mounting Bracket | | | | |
| POWER FINISH POWER LOCATION | WB | White Board and Mounting Bracket | | | | | \$1,250 |
| | AC | Acoustic Screens | | | | | \$2,250 |
| | O | Matte Onyx | C | Matte Cloud | S | Matte Smoke | - |
| Code: Combine color + side Example CR = Cloud Single Right Arm FOR DUAL POWER SPECIFY LEFT AND RIGHT ARM SCREEN | L | Power USB Single Left End | | | | | \$250 |
| | R | Power USB Single Right End Credenza | | | | | - |
| | HP | High Partial Screen - Required Minimum Screen | | | | | VAR |
| FREIGHT OPTIONS | HF | High Full Screen [available with RLW and RHW only] | HS | High Surround Screen [available with RLW and RHW only] | | | VAR |
| | BW | Blanket Wrapped Fully Assembled [25 seat min] | | | | | \$675 |
| | PA | Partially Assembled | | | | | \$675 |
| FREIGHT REQUIREMENTS | AS | Allseating Standard | | | | | - |
| | FQ | Special Freight Instructions** | | | | | VAR |
| | GD | Guaranteed Delivery** | | | | | VAR |

* Minimum partial screen required

** Call for Quote

*** Price includes laminate

TO ORDER SIMPLY FILL IN THE BLANKS

- - - - - - - - - - - - -

SERIES BACK STYLE LEG LEG POSITION LEFT END RIGHT END ARM SURFACE PAINT FINISH OPTIONS POWER FINISH+LOCATION SCREENS FREIGHT OPTION FREIGHT REQUIREMENTS FABRIC CODE
Please refer to allseating.com for fabric codes.



INFO
PILLOWS
ASUITE
AILES
CHIROFORM
DONE
EIGHTY TWO
ENTAIL
EXCHANGE
FLUID
FOSTER
HALSA
INERTIA
JIF
L1
LEVO
MANTRA
MULTI
PRATA
PRESTO
RAINBOW
RAY
REQUEST
THERAPOD
TUCK
YOU
ZIP



EXCHANGE® PARTIAL CREDENZA LEFT U-2x3

DESIGN | NICK GILLISSIE
NOT ON GSA CONTRACT

BASE PRICE | \$15,143
E3023-LCWH-RNA

* MINIMUM SCREEN REQUIRED

NOTES

- See page 41 for general features and notes
- See page 42-44 for dimensions and customers own material yardage
- Partial credenzas include 1 power module
- Mounting bracket can accommodate 42" wide TV up to a maximum of 40lbs
- Partial credenza is 72"W x 12"D

| Code | Grade 1 | Grade 2/ COM | Grade 3/ Knit Screens | Grade 4/ COL | Grade 5 | Grade 6 | Grade 7 | Grade 8 | Leather 1 | Leather 2 | Leather 3 |
|----------------------|---------|-----------------|--------------------------|-----------------|---------|---------|---------|---------|-----------|-----------|-----------|
| SEAT | \$5,270 | \$5,613 | \$5,834 | \$6,128 | \$6,385 | \$6,838 | \$7,353 | \$7,928 | \$9,184 | \$9,741 | \$11,420 |
| BACK | \$4,005 | \$4,446 | \$4,730 | \$5,108 | \$5,438 | \$6,021 | \$6,683 | \$7,423 | \$9,037 | \$9,754 | \$11,912 |
| HIGH PARTIAL SCREEN* | \$2,728 | \$3,302 | \$3,671 | \$4,163 | \$4,594 | \$5,352 | \$6,213 | \$7,177 | \$9,278 | \$10,211 | \$13,019 |

| SERIES | E3 | EXCHANGE FULL CREDENZA | CODE | CODE | \$ | |
|---|------|---|------|-----------------------|--------------------------|---------------|
| BACK STYLE | 0 | Midback | | | VAR | |
| LEG | 23 | 2 x 3 | | | - | |
| LEFT END [SEATED] | LCWH | Partial Credenza Left White | | | \$2,995 | |
| RIGHT END [SEATED] | RNA | No Arm | | | - | |
| LEG TYPE | SL | Standard Leg | | | - | |
| | RL | Rectangle Leg | | | \$85 | |
| | LO | Wood Leg [Light Oak] | MO | Wood Leg [Medium Oak] | \$195 | |
| | US | Under Seat | | DO | Wood Leg [Dark Oak] | \$195 |
| LEG POSITION | US | Under Seat | | | - | |
| PAINTE FINISH | MON | Matte Onyx | MSK | Matte Smoke | - | |
| [will reflect all painted components] | PON | Onyx | PSK | Smoke | - | |
| | PCT | Cotton | PCU | Currant | PHZ Haze - | |
| | PCI | Citrus [coming soon] | PIN | Indigo [coming soon] | PMI Midnight - | |
| | PPO | Pottery [coming soon] | PBR | Birch [coming soon] | PPI Pine [coming soon] - | |
| OPTIONS | TV | TV Mounting Bracket | | | \$285 | |
| | WB | White Board and Mounting Bracket | | | \$1,250 | |
| | AC | Acoustic Screens | | | \$1,810 | |
| POWER FINISH | O | Matte Onyx | C | Matte Cloud | S | Matte Smoke - |
| POWER LOCATION | L | Power USB Single Left End Credenza | | | - | |
| Code: Combine color + side | | | | | | |
| Example CR = Cloud Single Right Arm | | | | | | |
| FOR DUAL POWER SPECIFY LEFT AND RIGHT ARM | | | | | | |
| SCREEN | HP | High Partial Screen - Required Minimum Screen | | | VAR | |
| FREIGHT OPTIONS | BW | Blanket Wrapped Fully Assembled [25 seat min] | | | \$750 | |
| | PA | Partially Assembled | | | \$750 | |
| FREIGHT REQUIREMENTS | AS | Allseating Standard | | | - | |
| | FQ | Special Freight Instructions** | | | VAR | |
| | GD | Guaranteed Delivery** | | | VAR | |

** Call for Quote


*** Price includes laminate

TO ORDER SIMPLY FILL IN THE BLANKS

E3 - 0 - 23 - LCWH - RNA - US - HP - - - - - - - - - -

SERIES BACK STYLE LEG LEG TYPE LEFT END RIGHT END LEG POSITION PAINT FINISH OPTIONS POWER FINISH+LOCATION SCREENS FREIGHT OPTION FREIGHT REQUIREMENTS FABRIC CODE
Please refer to allseating.com for fabric codes.





EXCHANGE® PARTIAL CREDENZA RIGHT U-3x2

DESIGN | NICK GILLISSIE
NOT ON GSA CONTRACT

BASE PRICE | \$15,143
E3032-LNA-RCWH

* MINIMUM SCREEN REQUIRED

NOTES

- See page 41 for general features and notes
- See page 42-44 for dimensions and customers own material yardage
- Partial credenzas include 1 power module
- Mounting bracket can accommodate 42" wide TV up to a maximum of 40lbs
- Partial credenza is 72"W x 12"D

| Code | Grade 1 | Grade 2/ COM | Grade 3/ Knit Screens | Grade 4/ COL | Grade 5 | Grade 6 | Grade 7 | Grade 8 | Leather 1 | Leather 2 | Leather 3 |
|----------------------|---------|-----------------|--------------------------|-----------------|---------|---------|---------|---------|-----------|-----------|-----------|
| SEAT | \$5,270 | \$5,613 | \$5,834 | \$6,128 | \$6,385 | \$6,838 | \$7,353 | \$7,928 | \$9,184 | \$9,741 | \$11,420 |
| BACK | \$4,005 | \$4,446 | \$4,730 | \$5,108 | \$5,438 | \$6,021 | \$6,683 | \$7,423 | \$9,037 | \$9,754 | \$11,912 |
| HIGH PARTIAL SCREEN* | \$2,728 | \$3,302 | \$3,671 | \$4,163 | \$4,594 | \$5,352 | \$6,213 | \$7,177 | \$9,278 | \$10,211 | \$13,019 |

| SERIES | E3 | EXCHANGE FULL CREDENZA | CODE | | CODE | | \$ |
|---|------|---|------|-----------------------|------|---------------------|---------|
| BACK STYLE | 0 | Midback | | | | | VAR |
| LEG | 32 | 3 x 2 | | | | | - |
| LEFT END [SEATED] | LNA | No Arm | | | | | - |
| RIGHT END [SEATED] | RCWH | Partial Credenza Right White | | | | | \$2,995 |
| LEG TYPE | SL | Standard Leg | | | | | - |
| | RL | Rectangle Leg | | | | | \$85 |
| | LO | Wood Leg [Light Oak] | MO | Wood Leg [Medium Oak] | DO | Wood Leg [Dark Oak] | \$195 |
| LEG POSITION | US | Under Seat | | | | | - |
| PAINTE FINISH | MON | Matte Onyx | MSK | Matte Smoke | | | - |
| [will reflect all painted components] | PON | Onyx | PSK | Smoke | PHZ | Haze | - |
| | PCT | Cotton | PCU | Currant | PMI | Midnight | - |
| | PCI | Citrus [coming soon] | PIN | Indigo [coming soon] | PPI | Pine [coming soon] | - |
| | PPO | Pottery [coming soon] | PBR | Birch [coming soon] | | | - |
| OPTIONS | TV | TV Mounting Bracket | | | | | \$285 |
| | WB | White Board and Mounting Bracket | | | | | \$1,250 |
| | AC | Acoustic Screens | | | | | \$1,810 |
| POWER FINISH | O | Matte Onyx | C | Matte Cloud | S | Matte Smoke | - |
| POWER LOCATION | R | Power USB Single Right End Credenza | | | | | - |
| Code: Combine color + side | | | | | | | |
| Example CR = Cloud Single Right Arm | | | | | | | |
| FOR DUAL POWER SPECIFY LEFT AND RIGHT ARM | | | | | | | |
| SCREEN | HP | High Partial Screen - Required Minimum Screen | | | | | VAR |
| FREIGHT OPTIONS | BW | Blanket Wrapped Fully Assembled [25 seat min] | | | | | \$750 |
| | PA | Partially Assembled | | | | | \$750 |
| FREIGHT REQUIREMENTS | AS | Allseating Standard | | | | | - |
| | FQ | Special Freight Instructions** | | | | | VAR |
| | GD | Guaranteed Delivery** | | | | | VAR |

** Call for Quote

*** Price includes laminate


TO ORDER SIMPLY FILL IN THE BLANKS

| | | | | | | | | | | | | | | | | | | | | | | | | | |
|--------|---|------------|---|-----|---|----------|---|----------|---|-----------|---|--------------|---|--------------|---|---------|---|-----------------------|---|---------|---|----------------|---|----------------------|--|
| E3 | - | 0 | - | 23 | - | | - | LNA | - | RCWH | - | US | - | | - | | - | HP | - | | - | | - | | |
| SERIES | | BACK STYLE | | LEG | | LEG TYPE | | LEFT END | | RIGHT END | | LEG POSITION | | PAINT FINISH | | OPTIONS | | POWER FINISH+LOCATION | | SCREENS | | FREIGHT OPTION | | FREIGHT REQUIREMENTS | |

FABRIC CODE
Please refer to allseating.com for fabric codes.



INFO
PILONS
ASUTE
ATLES
CHROFORM
DOME
EIGHTY TWO
ENTAIL
EXCHANGE
FLUID
FOSTER
HALSA
INERTIA
JIF
L1
LEVO
MANTRA
MULTI
PRATA
PRESTO
RAINBOW
RAY
REQUISITE
THERAPOD
TUCK
YOU
ZIP



EXCHANGE® PARTIAL CREDENZA RIGHT U-3x4

DESIGN | NICK GILLISSIE
NOT ON GSA CONTRACT

BASE PRICE | \$18,129
E3034-LCWH-RNA

* MINIMUM SCREEN REQUIRED

NOTES

- See page 41 for general features and notes
- See page 42-44 for dimensions and customers own material yardage
- Partial credenzas include 1 power module
- Mounting bracket can accommodate 42" wide TV up to a maximum of 40lbs
- Partial credenza is 72"W x 12"D

| Code | Grade 1 | Grade 2/ COM | Grade 3/ Knit Screens | Grade 4/ COL | Grade 5 | Grade 6 | Grade 7 | Grade 8 | Leather 1 | Leather 2 | Leather 3 |
|----------------------|---------|-----------------|--------------------------|-----------------|---------|---------|---------|----------|-----------|-----------|-----------|
| SEAT | \$6,790 | \$7,231 | \$7,515 | \$7,893 | \$8,223 | \$8,806 | \$9,468 | \$10,208 | \$11,822 | \$12,539 | \$14,697 |
| BACK | \$4,895 | \$5,434 | \$5,781 | \$6,243 | \$6,647 | \$7,359 | \$8,168 | \$9,072 | \$11,045 | \$11,921 | \$14,559 |
| HIGH PARTIAL SCREEN* | \$3,304 | \$3,990 | \$4,431 | \$5,019 | \$5,534 | \$6,440 | \$7,469 | \$8,621 | \$11,132 | \$12,247 | \$15,603 |

| SERIES | E3 | EXCHANGE FULL CREDENZA | CODE | | CODE | | \$ |
|---|------|---|------|-----------------------|------|---------------------|---------|
| BACK STYLE | 0 | Midback | | | | | VAR |
| LEG | 34 | 3 x 4 | | | | | - |
| LEFT END [SEATED] | LCWH | Partial Credenza Left White | | | | | \$2,995 |
| RIGHT END [SEATED] | RNA | No Arm | | | | | - |
| LEG TYPE | SL | Standard Leg | | | | | - |
| | RL | Rectangle Leg | | | | | \$85 |
| | LO | Wood Leg [Light Oak] | MO | Wood Leg [Medium Oak] | DO | Wood Leg [Dark Oak] | \$195 |
| LEG POSITION | US | Under Seat | | | | | - |
| PAIN FINISH | MON | Matte Onyx | MSK | Matte Smoke | | | - |
| [will reflect all painted components] | PON | Onyx | PSK | Smoke | PHZ | Haze | - |
| | PCT | Cotton | PCU | Currant | PMI | Midnight | - |
| | PCI | Citrus [coming soon] | PIN | Indigo [coming soon] | PPI | Pine [coming soon] | - |
| | PPO | Pottery [coming soon] | PBR | Birch [coming soon] | | | - |
| OPTIONS | TV | TV Mounting Bracket | | | | | \$285 |
| | WB | White Board and Mounting Bracket | | | | | \$1,250 |
| | AC | Acoustic Screens | | | | | \$2,280 |
| POWER FINISH | O | Matte Onyx | C | Matte Cloud | S | Matte Smoke | - |
| POWER LOCATION | L | Power USB Single Left End Credenza | | | | | - |
| Code: Combine color + side | | | | | | | |
| Example CR = Cloud Single Right Arm | | | | | | | |
| FOR DUAL POWER SPECIFY LEFT AND RIGHT ARM | | | | | | | |
| SCREEN | HP | High Partial Screen - Required Minimum Screen | | | | | VAR |
| FREIGHT OPTIONS | BW | Blanket Wrapped Fully Assembled [25 seat min] | | | | | \$900 |
| | PA | Partially Assembled | | | | | \$900 |
| FREIGHT REQUIREMENTS | AS | Allseating Standard | | | | | - |
| | FQ | Special Freight Instructions** | | | | | VAR |
| | GD | Guaranteed Delivery** | | | | | VAR |

** Call for Quote

*** Price includes laminate


TO ORDER SIMPLY FILL IN THE BLANKS

| | | | | | | | | | | | | | | | | | | | | | | | | | |
|--------|---|------------|---|-----|---|----------|---|----------|---|-----------|---|--------------|---|--------------|---|---------|---|-----------------------|---|---------|---|----------------|---|----------------------|--|
| E3 | - | 0 | - | 23 | - | | - | LCWH | - | RNA | - | US | - | | - | | - | HP | - | | - | | - | | |
| SERIES | | BACK STYLE | | LEG | | LEG TYPE | | LEFT END | | RIGHT END | | LEG POSITION | | PAINT FINISH | | OPTIONS | | POWER FINISH+LOCATION | | SCREENS | | FREIGHT OPTION | | FREIGHT REQUIREMENTS | |

FABRIC CODE
Please refer to allseating.com for fabric codes.



NFO
PILONS
ASTUTE
ATLES
CHIROFORM
DONE
EIGHTY TWO
ENTAIL
EXCHANGE
FLUID
FOSTER
HALSA
INERTIA
JIF
L1
LEVO
MANTRA
MULTI
PRATA
PRESTO
RAINBOW
RAY
REQUEST
THERAPOD
TUCK
YOU
ZIP



EXCHANGE® PARTIAL CREDENZA RIGHT U-4x3

DESIGN | NICK GILLISSIE
NOT ON GSA CONTRACT

BASE PRICE | \$18,129
E3043-LNA-RCWH

* MINIMUM SCREEN REQUIRED

NOTES

- See page 41 for general features and notes
- See page 42-44 for dimensions and customers own material yardage
- Partial credenzas include 1 power module
- Mounting bracket can accommodate 42" wide TV up to a maximum of 40lbs
- Partial credenza is 72"W x 12"D

| Code | Grade 1 | Grade 2/ COM | Grade 3/ Knit Screens | Grade 4/ COL | Grade 5 | Grade 6 | Grade 7 | Grade 8 | Leather 1 | Leather 2 | Leather 3 |
|----------------------|---------|-----------------|--------------------------|-----------------|---------|---------|---------|----------|-----------|-----------|-----------|
| SEAT | \$6,790 | \$7,231 | \$7,515 | \$7,893 | \$8,223 | \$8,806 | \$9,468 | \$10,208 | \$11,822 | \$12,539 | \$14,697 |
| BACK | \$4,895 | \$5,434 | \$5,781 | \$6,243 | \$6,647 | \$7,359 | \$8,168 | \$9,072 | \$11,045 | \$11,921 | \$14,559 |
| HIGH PARTIAL SCREEN* | \$3,304 | \$3,990 | \$4,431 | \$5,019 | \$5,534 | \$6,440 | \$7,469 | \$8,621 | \$11,132 | \$12,247 | \$15,603 |

| SERIES | E3 | EXCHANGE FULL CREDENZA | CODE | | CODE | | \$ |
|---|------|---|------|-----------------------|------|---------------------|---------|
| BACK STYLE | 0 | Midback | | | | | VAR |
| LEG | 43 | 4 x 3 | | | | | - |
| LEFT END [SEATED] | LNA | No Arm | | | | | - |
| RIGHT END [SEATED] | RCWH | Partial Credenza Right White | | | | | \$2,995 |
| LEG TYPE | SL | Standard Leg | | | | | - |
| | RL | Rectangle Leg | | | | | \$85 |
| | LO | Wood Leg [Light Oak] | MO | Wood Leg [Medium Oak] | DO | Wood Leg [Dark Oak] | \$195 |
| LEG POSITION | US | Under Seat | | | | | - |
| PAIN FINISH | MON | Matte Onyx | MSK | Matte Smoke | | | - |
| [will reflect all painted components] | PON | Onyx | PSK | Smoke | PHZ | Haze | - |
| | PCT | Cotton | PCU | Currant | PMI | Midnight | - |
| | PCI | Citrus [coming soon] | PIN | Indigo [coming soon] | PPI | Pine [coming soon] | - |
| | PPO | Pottery [coming soon] | PBR | Birch [coming soon] | | | - |
| OPTIONS | TV | TV Mounting Bracket | | | | | \$285 |
| | WB | White Board and Mounting Bracket | | | | | \$1,250 |
| | AC | Acoustic Screens | | | | | \$2,280 |
| POWER FINISH | O | Matte Onyx | C | Matte Cloud | S | Matte Smoke | - |
| POWER LOCATION | L | Power USB Single Left End Credenza | | | | | - |
| Code: Combine color + side | | | | | | | |
| Example CR = Cloud Single Right Arm | | | | | | | |
| FOR DUAL POWER SPECIFY LEFT AND RIGHT ARM | | | | | | | |
| SCREEN | HP | High Partial Screen - Required Minimum Screen | | | | | VAR |
| FREIGHT OPTIONS | BW | Blanket Wrapped Fully Assembled [25 seat min] | | | | | \$900 |
| | PA | Partially Assembled | | | | | \$900 |
| FREIGHT REQUIREMENTS | AS | Allseating Standard | | | | | - |
| | FQ | Special Freight Instructions** | | | | | VAR |
| | GD | Guaranteed Delivery** | | | | | VAR |

** Call for Quote

*** Price includes laminate


TO ORDER SIMPLY FILL IN THE BLANKS

E3 - 0 - 43 - - LNA - RCWH - US - - - - - HP - - -

SERIES BACK STYLE LEG LEG TYPE LEFT END RIGHT END LEG POSITION PAINT FINISH OPTIONS POWER FINISH+LOCATION SCREENS FREIGHT OPTION FREIGHT REQUIREMENTS FABRIC CODE
Please refer to allseating.com for fabric codes.



NFO
PILONS
ASTUTE
ATLES
CHIROFORM
DOME
EIGHTY TWO
ENTAIL
EXCHANGE
FLUID
FOSTER
HALSA
INERTIA
JIF
L1
LEVO
MANTRA
MULTI
PRATA
PRESTO
RAINBOW
RAY
REQUISITE
THERAPOD
TUCK
YOU
ZIP



EXCHANGE® FULL CREDENZA 1x1

BASE PRICE | \$8,024
E6011-LNA-RNA-HP

* MINIMUM SCREEN REQUIRED

| Code | Grade 1 | Grade 2/ COM | Grade 3/ Knit Screens | Grade 4/ COL | Grade 5 | Grade 6 | Grade 7 | Grade 8 | Leather 1 | Leather 2 | Leather 3 |
|----------------------|---------|-----------------|--------------------------|-----------------|---------|---------|---------|---------|-----------|-----------|-----------|
| SEAT | \$1,520 | \$1,618 | \$1,681 | \$1,765 | \$1,839 | \$1,968 | \$2,115 | \$2,280 | \$2,638 | \$2,798 | \$3,277 |
| BACK | \$890 | \$988 | \$1,051 | \$1,135 | \$1,209 | \$1,338 | \$1,485 | \$1,650 | \$2,008 | \$2,168 | \$2,647 |
| LOW WIDE ARM | \$365 | \$407 | \$434 | \$470 | \$502 | \$557 | \$620 | \$691 | \$844 | \$913 | \$1,118 |
| HIGH WIDE ARM | \$460 | \$509 | \$541 | \$583 | \$619 | \$684 | \$758 | \$840 | \$1,019 | \$1,099 | \$1,339 |
| HIGH PARTIAL SCREEN* | \$1,419 | \$1,720 | \$1,914 | \$2,172 | \$2,397 | \$2,795 | \$3,247 | \$3,752 | \$4,854 | \$5,343 | \$6,816 |
| HIGH FULL SCREEN | \$1,611 | \$1,940 | \$2,152 | \$2,434 | \$2,680 | \$3,115 | \$3,609 | \$4,161 | \$5,365 | \$5,900 | \$7,510 |
| SURROUND SCREEN | \$2,059 | \$2,500 | \$2,784 | \$3,162 | \$3,492 | \$4,075 | \$4,737 | \$5,477 | \$7,091 | \$7,808 | \$9,966 |

NOTES

- See page 41 for general features and notes
- See page 42-44 for dimensions and customers own material yardage
- Full credenzas include 2 power module
- Mounting bracket can accommodate 42" wide TV up to a maximum of 40lbs
- Full credenza is 96"W x 12"D

| SERIES | E6 | EXCHANGE FULL CREDENZA | CODE | CODE | \$ |
|---|-------------|--|------------|--|-------------------------------------|
| BACK STYLE | 0 | Midback | | | VAR |
| LEG | 11 | 1 x 1 | | | - |
| FULL CREDENZA | FCWH | Full Credenza White | | | \$3,995 |
| END OPTION | LNA | No Arm - Left End | RNA | No Arm - Right End | - |
| | LLK | Linking End - Left End | RLK | Linking End - Right End | VAR |
| | LLW | Low Wide - Left End | RLW | Low Wide - Right End | VAR |
| | LHW | High Wide - Left End | RHW | High Wide - Right End | VAR |
| | LPT | 12" Platform - Left [price includes laminate] | RPT | 12" Platform - Right End [price includes laminate] | \$915 |
| ARM SURFACE [available with low wide arm and 12" platform only] [list price for single low wide arm only] | WH | White | CL | Clay | WW Washed Wood \$340 |
| | NT | Natural | TA | Taupe | WL Light Wood \$340 |
| | FO | Fog | EA | Earth | WM Medium Wood \$340 |
| | MSK | Mist | BK | Black | WS Slate Wood \$340 |
| | | | | | WD Dark Wood \$340 |
| LEG TYPE | SL | Standard Leg | | | - |
| | RL | Rectangle Leg | | | \$85 |
| | LO | Wood Leg [Light Oak] | MO | Wood Leg [Medium Oak] | DO Wood Leg [Dark Oak] \$195 |
| PAINT FINISH [will reflect all painted components] | MON | Matte Onyx | MSK | Matte Smoke | - |
| | PON | Onyx | PSK | Smoke | PHZ Haze - |
| | PCT | Cotton | PCU | Currant | PMI Midnight - |
| | PCI | Citrus [coming soon] | PIN | Indigo [coming soon] | PPI Pine [coming soon] - |
| | PPO | Pottery [coming soon] | PBR | Birch [coming soon] | - |
| OPTIONS | TV | TV Mounting Bracket | | | \$285 |
| | WB | White Board and Mounting Bracket | | | \$1,250 |
| | AC | Acoustic Screens | | | \$1,660 |
| POWER FINISH | O | Matte Onyx | C | Matte Cloud | S Matte Smoke - |
| POWER LOCATION Code: Combine color + side Example CR = Cloud Single Right Arm FOR DUAL POWER SPECIFY LEFT AND RIGHT ARM | L | Power USB Single Left Arm | R | Power USB Single Right Arm | \$250 |
| | Z | Power USB Credenza | | | - |
| SCREEN | HP | High Partial Screen - Required Minimum Screen | | | VAR |
| | HF | High Full Screen [available with LW and HW only] | HS | High Surround Screen [available with LW and HW only] | VAR |
| FREIGHT OPTIONS | BW | Blanket Wrapped Fully Assembled [25 seat min] | | | \$300 |
| | PA | Partially Assembled | | | \$300 |
| FREIGHT REQUIREMENTS | AS | Allseating Standard | | | - |
| | FQ | Special Freight Instructions** | | | VAR |
| | GD | Guaranteed Delivery** | | | VAR |

* Minimum partial screen required

** Call for Quote

*** Price includes laminate

TO ORDER SIMPLY FILL IN THE BLANKS

E6 - 0 - 11 - FCWH - - - - - - - - - -

SERIES BACK STYLE LEG FULL CREDENZA LEFT END RIGHT END ARM SURFACE LEG POSITION PAINT FINISH POWER FINISH+LOCATION FREIGHT OPTION FREIGHT REQUIREMENTS FABRIC CODE
Please refer to allseating.com for fabric codes.



INFO
PILLOWS
ASTUTE
ARLES
CHAIRFORM
DONE
EIGHTY TWO
ENTAIL
EXCHANGE
FLUID
FOSTER
HALSA
INERTIA
JIF
L1
LEVO
MANTRA
MULTI
PRATA
PRESTO
RAINBOW
RAY
REQUEST
THERAPOD
TUCK
YOU
ZIP



EXCHANGE® FULL CREDENZA 2x2

BASE PRICE | \$10,818
E6022-LNA-RNA-HP

*ARM PRICES LISTED AS SINGLE ARM ONLY

| Code | Grade 1 | Grade 2/ COM | Grade 3/ Knit Screens | Grade 4/ COL | Grade 5 | Grade 6 | Grade 7 | Grade 8 | Leather 1 | Leather 2 | Leather 3 |
|----------------------|---------|-----------------|--------------------------|-----------------|---------|---------|---------|---------|-----------|-----------|-----------|
| SEAT | \$3,040 | \$3,236 | \$3,362 | \$3,530 | \$3,677 | \$3,936 | \$4,230 | \$4,559 | \$5,277 | \$5,595 | \$6,554 |
| BACK | \$1,780 | \$1,976 | \$2,102 | \$2,270 | \$2,417 | \$2,676 | \$2,970 | \$3,299 | \$4,017 | \$4,335 | \$5,294 |
| LOW WIDE ARM | \$365 | \$407 | \$434 | \$470 | \$502 | \$557 | \$620 | \$691 | \$844 | \$913 | \$1,118 |
| HIGH WIDE ARM | \$460 | \$509 | \$541 | \$583 | \$619 | \$684 | \$758 | \$840 | \$1,019 | \$1,099 | \$1,339 |
| HIGH PARTIAL SCREEN* | \$1,803 | \$2,160 | \$2,390 | \$2,696 | \$2,963 | \$3,435 | \$3,971 | \$4,570 | \$5,877 | \$6,457 | \$8,204 |
| HIGH FULL SCREEN | \$1,995 | \$2,394 | \$2,651 | \$2,993 | \$3,292 | \$3,819 | \$4,418 | \$5,087 | \$6,548 | \$7,196 | \$9,149 |
| SURROUND SCREEN | \$2,443 | \$2,954 | \$3,283 | \$3,721 | \$4,104 | \$4,779 | \$5,546 | \$6,403 | \$8,274 | \$9,104 | \$11,605 |

NOTES

- See page 41 for general features and notes
- See page 42-44 for dimensions and customers own material yardage
- Full credenzas include 2 power module
- Mounting bracket can accommodate 42" wide TV up to a maximum of 40lbs
- Full credenza is 96"W x 12"D

| SERIES | E6 | EXCHANGE FULL CREDENZA | CODE | CODE | \$ |
|---|-------------|--|------------|--|-------------------------------------|
| BACK STYLE | 0 | Midback | | | VAR |
| LEG | 22 | 2 x 2 | | | - |
| FULL CREDENZA | FCWH | Full Credenza White | | | \$3,995 |
| END OPTION | LNA | No Arm - Left End | RNA | No Arm - Right End | - |
| | LLK | Linking End - Left End | RLK | Linking End - Right End | VAR |
| | LLW | Low Wide - Left End | RLW | Low Wide - Right End | VAR |
| | LHW | High Wide - Left End | RHW | High Wide - Right End | VAR |
| | LPT | 12" Platform - Left [price includes laminate] | RPT | 12" Platform - Right End [price includes laminate] | \$915 |
| ARM SURFACE [available with low wide arm and 12" platform only] [list price for single low wide arm only] | WH | White | CL | Clay | WW Washed Wood \$340 |
| | NT | Natural | TA | Taupe | WL Light Wood \$340 |
| | FO | Fog | EA | Earth | WM Medium Wood \$340 |
| | MSK | Mist | BK | Black | WS Slate Wood \$340 |
| | | | | | WD Dark Wood \$340 |
| LEG TYPE | SL | Standard Leg | | | - |
| | RL | Rectangle Leg | | | \$85 |
| | LO | Wood Leg [Light Oak] | MO | Wood Leg [Medium Oak] | DO Wood Leg [Dark Oak] \$195 |
| PAINT FINISH [will reflect all painted components] | MON | Matte Onyx | MSK | Matte Smoke | - |
| | PON | Onyx | PSK | Smoke | PHZ Haze - |
| | PCT | Cotton | PCU | Currant | PMI Midnight - |
| | PCI | Citrus [coming soon] | PIN | Indigo [coming soon] | PPI Pine [coming soon] - |
| | PPO | Pottery [coming soon] | PBR | Birch [coming soon] | - |
| OPTIONS | TV | TV Mounting Bracket | | | \$285 |
| | WB | White Board and Mounting Bracket | | | \$1,250 |
| | AC | Acoustic Screens | | | \$2,130 |
| POWER FINISH | O | Matte Onyx | C | Matte Cloud | S Matte Smoke - |
| POWER LOCATION Code: Combine color + side Example CR = Cloud Single Right Arm FOR DUAL POWER SPECIFY LEFT AND RIGHT ARM | L | Power USB Single Left Arm | R | Power USB Single Right Arm | \$250 |
| | Z | Power USB Credenza | | | - |
| SCREEN | HP | High Partial Screen - Required Minimum Screen | | | VAR |
| | HF | High Full Screen [available with LW and HW only] | HS | High Surround Screen [available with LW and HW only] | VAR |
| FREIGHT OPTIONS | BW | Blanket Wrapped Fully Assembled [25 seat min] | | | \$450 |
| | PA | Partially Assembled | | | \$450 |
| FREIGHT REQUIREMENTS | AS | Allseating Standard | | | - |
| | FQ | Special Freight Instructions** | | | VAR |
| | GD | Guaranteed Delivery** | | | VAR |

* Minimum partial screen required

** Call for Quote

*** Price includes laminate

TO ORDER SIMPLY FILL IN THE BLANKS

- - - - - - - - - - - -

SERIES BACK STYLE LEG FULL CREDENZA LEFT END RIGHT END ARM SURFACE LEG POSITION PAINT FINISH POWER FINISH+LOCATION FREIGHT OPTION FREIGHT REQUIREMENTS FABRIC CODE
Please refer to allseating.com for fabric codes.



INFO
PILLOWS
ASTUTE
ARLES
CHAIRFORM
DONE
EIGHT TWO
ENTAIL
EXCHANGE
FLUID
FOSTER
HALSA
INERTIA
JIF
LI
LEVO
MANTRA
MULTI
PRATA
PRESTO
RAINBOW
RAY
REQUEST
THERAPOD
TUCK
YOU
ZIP



EXCHANGE® FULL CREDENZA 3x3

BASE PRICE | \$13,612
E6033-LNA-RNA-HP

*LIST PRICE FOR SINGLE ARM

| Code | Grade 1 | Grade 2/ COM | Grade 3/ Knit Screens | Grade 4/ COL | Grade 5 | Grade 6 | Grade 7 | Grade 8 | Leather 1 | Leather 2 | Leather 3 |
|----------------------|---------|-----------------|--------------------------|-----------------|---------|---------|---------|---------|-----------|-----------|-----------|
| SEAT | \$4,560 | \$4,854 | \$5,043 | \$5,295 | \$5,516 | \$5,904 | \$6,345 | \$6,839 | \$7,915 | \$8,393 | \$9,831 |
| BACK | \$2,670 | \$2,964 | \$3,153 | \$3,405 | \$3,626 | \$4,014 | \$4,455 | \$4,949 | \$6,025 | \$6,503 | \$7,941 |
| LOW WIDE ARM | \$365 | \$407 | \$434 | \$470 | \$502 | \$557 | \$620 | \$691 | \$844 | \$913 | \$1,118 |
| HIGH WIDE ARM | \$460 | \$509 | \$541 | \$583 | \$619 | \$684 | \$758 | \$840 | \$1,019 | \$1,099 | \$1,339 |
| HIGH PARTIAL SCREEN* | \$2,187 | \$2,628 | \$2,912 | \$3,290 | \$3,620 | \$4,203 | \$4,865 | \$5,605 | \$7,219 | \$7,936 | \$10,094 |
| HIGH FULL SCREEN | \$2,379 | \$2,862 | \$3,173 | \$3,587 | \$3,949 | \$4,587 | \$5,312 | \$6,122 | \$7,890 | \$8,675 | \$11,039 |
| SURROUND SCREEN | \$2,827 | \$3,422 | \$3,805 | \$4,315 | \$4,761 | \$5,547 | \$6,440 | \$7,438 | \$9,616 | \$10,583 | \$13,495 |

NOTES

- See page 41 for general features and notes
- See page 42-44 for dimensions and customers own material yardage
- Full credenzas include 2 power module
- Mounting bracket can accommodate 42" wide TV up to a maximum of 40lbs
- Full credenza is 96"W x 12"D

| SERIES | E6 | EXCHANGE FULL CREDENZA | CODE | CODE | \$ |
|---|-------------|--|------------|--|-------------------------------------|
| BACK STYLE | 0 | Midback | | | VAR |
| LEG | 33 | 3 x 3 | | | - |
| FULL CREDENZA | FCWH | Full Credenza White | | | \$3,995 |
| END OPTION | LNA | No Arm - Left End | RNA | No Arm - Right End | - |
| | LLK | Linking End - Left End | RLK | Linking End - Right End | VAR |
| | LLW | Low Wide - Left End | RLW | Low Wide - Right End | VAR |
| | LHW | High Wide - Left End | RHW | High Wide - Right End | VAR |
| | LPT | 12" Platform - Left [price includes laminate] | RPT | 12" Platform - Right End [price includes laminate] | \$915 |
| ARM SURFACE [available with low wide arm and 12" platform only] [list price for single low wide arm only] | WH | White | CL | Clay | WW Washed Wood \$340 |
| | NT | Natural | TA | Taupe | WL Light Wood \$340 |
| | FO | Fog | EA | Earth | WM Medium Wood \$340 |
| | MSK | Mist | BK | Black | WS Slate Wood \$340 |
| | | | | | WD Dark Wood \$340 |
| LEG TYPE | SL | Standard Leg | | | - |
| | RL | Rectangle Leg | | | \$85 |
| | LO | Wood Leg [Light Oak] | MO | Wood Leg [Medium Oak] | DO Wood Leg [Dark Oak] \$195 |
| PAINT FINISH [will reflect all painted components] | MON | Matte Onyx | MSK | Matte Smoke | - |
| | PON | Onyx | PSK | Smoke | PHZ Haze - |
| | PCT | Cotton | PCU | Currant | PMI Midnight - |
| | PCI | Citrus [coming soon] | PIN | Indigo [coming soon] | PPI Pine [coming soon] - |
| | PPO | Pottery [coming soon] | PBR | Birch [coming soon] | - |
| OPTIONS | TV | TV Mounting Bracket | | | \$285 |
| | WB | White Board and Mounting Bracket | | | \$1,250 |
| | AC | Acoustic Screens | | | \$2,130 |
| POWER FINISH | O | Matte Onyx | C | Matte Cloud | S Matte Smoke - |
| POWER LOCATION Code: Combine color + side Example CR = Cloud Single Right Arm FOR DUAL POWER SPECIFY LEFT AND RIGHT ARM | L | Power USB Single Left Arm | R | Power USB Single Right Arm | \$250 |
| | Z | Power USB Credenza | | | - |
| SCREEN | HP | High Partial Screen - Required Minimum Screen | | | VAR |
| | HF | High Full Screen [available with LW and HW only] | HS | High Surround Screen [available with LW and HW only] | VAR |
| FREIGHT OPTIONS | BW | Blanket Wrapped Fully Assembled [25 seat min] | | | \$600 |
| | PA | Partially Assembled | | | \$600 |
| FREIGHT REQUIREMENTS | AS | Allseating Standard | | | - |
| | FQ | Special Freight Instructions** | | | VAR |
| | GD | Guaranteed Delivery** | | | VAR |

* Minimum partial screen required

** Call for Quote

*** Price includes laminate

TO ORDER SIMPLY FILL IN THE BLANKS

E6 - 0 - 33 - FCWH - - - - - - - - - -

SERIES BACK STYLE LEG FULL CREDENZA LEFT END RIGHT END ARM SURFACE LEG POSITION PAINT FINISH POWER FINISH+LOCATION FREIGHT OPTION FREIGHT REQUIREMENTS FABRIC CODE
Please refer to allseating.com for fabric codes.



INFO
PILLOWS
ASTUTE
ARLES
CHAIRFORM
DONE
EIGHTY TWO
ENTAIL
EXCHANGE
FLUID
FOSTER
HALSA
INERTIA
JIF
L1
LEVO
MANTRA
MULTI
PRATA
PRESTO
RAINBOW
RAY
REQUEST
THERAPOD
TUCK
YOU
ZIP



EXCHANGE® FULL CREDENZA 2x3

BASE PRICE | \$16,052
E6023-LCWH-RNA

* REQUIRED

NOTES

- See page 41 for general features and notes
- See page 42-44 for dimensions and customers own material yardage
- Full credenza includes 2 power module
- Partial credenza includes 1 power module
- Mounting bracket can accommodate 42" wide TV up to a maximum of 40lbs
- Full credenza is 96"W x 12"D
- Partial credenza is 72"W x 12"D

| Code | Grade 1 | Grade 2/ COM | Grade 3/ Knit Screens | Grade 4/ COL | Grade 5 | Grade 6 | Grade 7 | Grade 8 | Leather 1 | Leather 2 | Leather 3 |
|----------------------|---------|-----------------|--------------------------|-----------------|---------|---------|---------|---------|-----------|-----------|-----------|
| SEAT | \$3,800 | \$4,045 | \$4,203 | \$4,413 | \$4,596 | \$4,920 | \$5,288 | \$5,699 | \$6,596 | \$6,994 | \$8,193 |
| BACK | \$2,225 | \$2,470 | \$2,628 | \$2,838 | \$3,021 | \$3,345 | \$3,713 | \$4,124 | \$5,021 | \$5,419 | \$6,618 |
| HIGH PARTIAL SCREEN* | \$2,692 | \$3,231 | \$3,578 | \$4,040 | \$4,444 | \$5,156 | \$5,965 | \$6,869 | \$8,842 | \$9,718 | \$12,356 |

| SERIES | E6 | EXCHANGE FULL CREDENZA | CODE | | CODE | | \$ |
|---|------|--|------|---|------|---------------------|---------|
| BACK STYLE | 0 | Midback | | | | | VAR |
| LEG | 23 | 2 x 3 | | | | | - |
| FULL CREDENZA | FCWH | Full Credenza White | | | | | \$3,995 |
| LEFT END [SEATED] | LCWH | Partial Credenza Left White | | | | | \$2,995 |
| RIGHT END [SEATED] | RNA | No Arm | | | | | - |
| LEG TYPE | SL | Standard Leg | | | | | - |
| | RL | Rectangle Leg | | | | | \$85 |
| | LO | Wood Leg [Light Oak] | MO | Wood Leg [Medium Oak] | DO | Wood Leg [Dark Oak] | \$195 |
| PAINTE FINISH | MON | Matte Onyx | MSK | Matte Smoke | | | - |
| [will reflect all painted components] | PON | Onyx | PSK | Smoke | PHZ | Haze | - |
| | PCT | Cotton | PCU | Currant | PMI | Midnight | - |
| | PCI | Citrus [coming soon] | PIN | Indigo [coming soon] | PPI | Pine [coming soon] | - |
| | PPO | Pottery [coming soon] | PBR | Birch [coming soon] | | | - |
| OPTIONS | TVF | TV Mounting Bracket Full Credenza | TVP | TV Mounting Bracket Partial Credenza | | | \$285 |
| | WBF | White Board and Mounting Bracket Full Credenza | WBP | White Board and Mounting Bracket Partial Credenza | | | \$1,250 |
| | AC | Acoustic Screens | | | | | \$2,585 |
| POWER FINISH | O | Matte Onyx | C | Matte Cloud | S | Matte Smoke | - |
| POWER LOCATION | L | Power USB Single Left Partial Credenza | | | | | - |
| Code: Combine color + side | Z | Power USB Credenza | | | | | - |
| Example CR = Cloud Single Right Arm | | | | | | | |
| FOR DUAL POWER SPECIFY LEFT AND RIGHT ARM | | | | | | | |
| SCREEN | HP | High Partial Screen | | | | | VAR |
| FREIGHT OPTIONS | BW | Blanket Wrapped Fully Assembled [25 seat min] | | | | | \$525 |
| | PA | Partially Assembled | | | | | \$525 |
| FREIGHT REQUIREMENTS | AS | Allseating Standard | | | | | - |
| | FQ | Special Freight Instructions** | | | | | VAR |
| | GD | Guaranteed Delivery** | | | | | VAR |

* Screen required

** Call for Quote

*** Price includes laminate

TO ORDER SIMPLY FILL IN THE BLANKS

E6 - 0 - 23 - FCWH - - - - - - - - - -

SERIES BACK STYLE LEG FULL CREDENZA LEFT END RIGHT END ARM SURFACE LEG POSITION PAINT FINISH POWER FINISH+LOCATION FREIGHT OPTION FREIGHT REQUIREMENTS FABRIC CODE

Please refer to allseating.com for fabric codes.



INFO
PILLOWS
ASTUTE
ATLES
CHIROFORM
DONE
EIGHTY TWO
ENTAIL
EXCHANGE
FLUID
FOSTER
HALSA
INERTIA
JIF
L1
LEVO
MANTRA
MULTI
PRATA
PRESTO
RAINBOW
RAY
REQUISITE
THERAPOD
TUCK
YOU
ZIP



EXCHANGE® FULL CREDENZA 3x2

BASE PRICE | \$16,052
E6032-LNA-RCWH-HP

* REQUIRED

NOTES

- See page 41 for general features and notes
- See page 42-44 for dimensions and customers own material yardage
- Full credenza includes 2 power module
- Partial credenza includes 1 power module
- Mounting bracket can accommodate 42" wide TV up to a maximum of 40lbs
- Full credenza is 96"W x 12"D
- Partial credenza is 72"W x 12"D

| Code | Grade 1 | Grade 2/ COM | Grade 3/ Knit Screens | Grade 4/ COL | Grade 5 | Grade 6 | Grade 7 | Grade 8 | Leather 1 | Leather 2 | Leather 3 |
|----------------------|---------|-----------------|--------------------------|-----------------|---------|---------|---------|---------|-----------|-----------|-----------|
| SEAT | \$3,800 | \$4,045 | \$4,203 | \$4,413 | \$4,596 | \$4,920 | \$5,288 | \$5,699 | \$6,596 | \$6,994 | \$8,193 |
| BACK | \$2,225 | \$2,470 | \$2,628 | \$2,838 | \$3,021 | \$3,345 | \$3,713 | \$4,124 | \$5,021 | \$5,419 | \$6,618 |
| HIGH PARTIAL SCREEN* | \$2,692 | \$3,231 | \$3,578 | \$4,040 | \$4,444 | \$5,156 | \$5,965 | \$6,869 | \$8,842 | \$9,718 | \$12,356 |

| SERIES | E6 | EXCHANGE FULL CREDENZA | CODE | | CODE | | \$ |
|---|------|--|------|---|------|---------------------|---------|
| BACK STYLE | 0 | Midback | | | | | VAR |
| LEG | 32 | 3 x 2 | | | | | - |
| FULL CREDENZA | FCWH | Full Credenza White | | | | | \$3,995 |
| LEFT END [SEATED] | LNA | No Arm | | | | | - |
| RIGHT END [SEATED] | RCWH | Partial Credenza Right White | | | | | \$2,995 |
| LEG TYPE | SL | Standard Leg | | | | | - |
| | RL | Rectangle Leg | | | | | \$85 |
| | LO | Wood Leg [Light Oak] | MO | Wood Leg [Medium Oak] | DO | Wood Leg [Dark Oak] | \$195 |
| PAINTE FINISH | MON | Matte Onyx | MSK | Matte Smoke | | | - |
| [will reflect all painted components] | PON | Onyx | PSK | Smoke | PHZ | Haze | - |
| | PCT | Cotton | PCU | Currant | PMI | Midnight | - |
| | PCI | Citrus [coming soon] | PIN | Indigo [coming soon] | PPI | Pine [coming soon] | - |
| | PPO | Pottery [coming soon] | PBR | Birch [coming soon] | | | - |
| OPTIONS | TVF | TV Mounting Bracket Full Credenza | TVP | TV Mounting Bracket Partial Credenza | | | \$285 |
| | WBF | White Board and Mounting Bracket Full Credenza | WBP | White Board and Mounting Bracket Partial Credenza | | | \$1,250 |
| | AC | Acoustic Screens | | | | | \$2,586 |
| POWER FINISH | O | Matte Onyx | C | Matte Cloud | S | Matte Smoke | - |
| POWER LOCATION | R | Power USB Single Right Partial Credenza | | | | | - |
| Code: Combine color + side | Z | Power USB Credenza | | | | | - |
| Example CR = Cloud Single Right Arm | | | | | | | |
| FOR DUAL POWER SPECIFY LEFT AND RIGHT ARM | | | | | | | |
| SCREEN | HP | High Partial Screen | | | | | VAR |
| FREIGHT OPTIONS | BW | Blanket Wrapped Fully Assembled [25 seat min] | | | | | \$525 |
| | PA | Partially Assembled | | | | | \$525 |
| FREIGHT REQUIREMENTS | AS | Allseating Standard | | | | | - |
| | FQ | Special Freight Instructions** | | | | | VAR |
| | GD | Guaranteed Delivery** | | | | | VAR |

* Screen required

** Call for Quote

*** Price includes laminate

TO ORDER SIMPLY FILL IN THE BLANKS


E6 - 0 - 32 - FCWH - - - - - - - - - -

SERIES BACK STYLE LEG FULL CREDENZA LEFT END RIGHT END ARM SURFACE LEG POSITION PAINT FINISH POWER FINISH+LOCATION FREIGHT OPTION FREIGHT REQUIREMENTS FABRIC CODE

Please refer to allseating.com for fabric codes.



INFO
PILLOWS
ASTUTE
ATLES
CHIROFORM
DONE
EIGHTY TWO
ENTAIL
EXCHANGE
FLUID
FOSTER
HALSA
INERTIA
JIF
L1
LEVO
MANTRA
MULTI
PRATA
PRESTO
RAINBOW
RAY
REQUISITE
THERAPOD
TUCK
YOU
ZIP



EXCHANGE® FULL CREDENZA 3x4

BASE PRICE | \$18,846
E6034-LCWH-RNA-HP

* REQUIRED

NOTES

- See page 41 for general features and notes
- See page 42-44 for dimensions and customers own material yardage
- Full credenza includes 2 power module
- Partial credenza includes 1 power module
- Mounting bracket can accommodate 42" wide TV up to a maximum of 40lbs
- Full credenza is 96"W x 12"D
- Partial credenza is 72"W x 12"D

| Code | Grade 1 | Grade 2/ COM | Grade 3/ Knit Screens | Grade 4/ COL | Grade 5 | Grade 6 | Grade 7 | Grade 8 | Leather 1 | Leather 2 | Leather 3 |
|----------------------|---------|-----------------|--------------------------|-----------------|---------|---------|---------|---------|-----------|-----------|-----------|
| SEAT | \$5,320 | \$5,663 | \$5,884 | \$6,178 | \$6,435 | \$6,888 | \$7,403 | \$7,978 | \$9,234 | \$9,791 | \$11,470 |
| BACK | \$3,115 | \$3,458 | \$3,679 | \$3,973 | \$4,230 | \$4,683 | \$5,198 | \$5,773 | \$7,029 | \$7,586 | \$9,265 |
| HIGH PARTIAL SCREEN* | \$3,076 | \$3,692 | \$4,616 | \$4,616 | \$5,078 | \$5,892 | \$6,816 | \$7,850 | \$10,105 | \$11,106 | \$14,120 |

| SERIES | E6 | EXCHANGE FULL CREDENZA | CODE | | CODE | | \$ |
|---|------|--|------|---|------|---------------------|---------|
| BACK STYLE | 0 | Midback | | | | | VAR |
| LEG | 34 | 3 x 4 | | | | | - |
| FULL CREDENZA | FCWH | Full Credenza White | | | | | \$3,995 |
| LEFT END [SEATED] | LCWH | Partial Credenza Left White | | | | | \$2,995 |
| RIGHT END [SEATED] | RNA | No Arm | | | | | - |
| LEG TYPE | SL | Standard Leg | | | | | - |
| | RL | Rectangle Leg | | | | | \$85 |
| | LO | Wood Leg [Light Oak] | MO | Wood Leg [Medium Oak] | DO | Wood Leg [Dark Oak] | \$195 |
| PAIN'T FINISH | MON | Matte Onyx | MSK | Matte Smoke | | | - |
| [will reflect all painted components] | PON | Onyx | PSK | Smoke | PHZ | Haze | - |
| | PCT | Cotton | PCU | Currant | PMI | Midnight | - |
| | PCI | Citrus [coming soon] | PIN | Indigo [coming soon] | PPI | Pine [coming soon] | - |
| | PPO | Pottery [coming soon] | PBR | Birch [coming soon] | | | - |
| OPTIONS | TVF | TV Mounting Bracket Full Credenza | TVP | TV Mounting Bracket Partial Credenza | | | \$285 |
| | WBF | White Board and Mounting Bracket Full Credenza | WBP | White Board and Mounting Bracket Partial Credenza | | | \$1,250 |
| | AC | Acoustic Screens | | | | | \$2,830 |
| POWER FINISH | O | Matte Onyx | C | Matte Cloud | S | Matte Smoke | - |
| POWER LOCATION | L | Power USB Single Left Partial Credenza | | | | | - |
| Code: Combine color + side | Z | Power USB Credenza | | | | | - |
| Example CR = Cloud Single Right Arm | | | | | | | |
| FOR DUAL POWER SPECIFY LEFT AND RIGHT ARM | | | | | | | |
| SCREEN | HP | High Partial Screen | | | | | VAR |
| FREIGHT OPTIONS | BW | Blanket Wrapped Fully Assembled [25 seat min] | | | | | \$675 |
| | PA | Partially Assembled | | | | | \$675 |
| FREIGHT REQUIREMENTS | AS | Allseating Standard | | | | | - |
| | FQ | Special Freight Instructions** | | | | | VAR |
| | GD | Guaranteed Delivery** | | | | | VAR |

* Screen required

** Call for Quote

*** Price includes laminate


TO ORDER SIMPLY FILL IN THE BLANKS

| | | | | | | | | | | | | | | | | | | | | | | | |
|--------|---|------------|---|-----|---|---------------|---|----------|---|-----------|---|-------------|---|--------------|---|--------------|---|-----------------------|---|----------------|---|----------------------|--|
| E6 | - | 0 | - | 34 | - | FCWH | - | | - | | - | | - | | - | | - | | - | | - | | |
| SERIES | | BACK STYLE | | LEG | | FULL CREDENZA | | LEFT END | | RIGHT END | | ARM SURFACE | | LEG POSITION | | PAINT FINISH | | POWER FINISH+LOCATION | | FREIGHT OPTION | | FREIGHT REQUIREMENTS | |

FABRIC CODE
Please refer to allseating.com for fabric codes.



INFO
PILLOWS
ASTUTE
ARLES
CHIROFORM
DONE
EIGHTY TWO
ENTAIL
EXCHANGE
FLUID
FOSTER
HALSA
INERTIA
JIF
L1
LEVO
MANTRA
MULTI
PRATA
PRESTO
RAINBOW
RAY
REQUEST
THERAPOD
TUCK
YOU
ZIP



EXCHANGE® FULL CREDENZA 4x3

BASE PRICE | \$18,846
E6043-LNA-RCWH-HP

* REQUIRED

NOTES

- See page 41 for general features and notes
- See page 42-44 for dimensions and customers own material yardage
- Full credenza includes 2 power module
- Partial credenza includes 1 power module
- Mounting bracket can accommodate 42" wide TV up to a maximum of 40lbs
- Full credenza is 96"W x 12"D
- Partial credenza is 72"W x 12"D

| Code | Grade 1 | Grade 2/ COM | Grade 3/ Knit Screens | Grade 4/ COL | Grade 5 | Grade 6 | Grade 7 | Grade 8 | Leather 1 | Leather 2 | Leather 3 |
|----------------------|---------|-----------------|--------------------------|-----------------|---------|---------|---------|---------|-----------|-----------|-----------|
| SEAT | \$5,320 | \$5,663 | \$5,884 | \$6,178 | \$6,435 | \$6,888 | \$7,403 | \$7,978 | \$9,234 | \$9,791 | \$11,470 |
| BACK | \$3,115 | \$3,458 | \$3,679 | \$3,973 | \$4,230 | \$4,683 | \$5,198 | \$5,773 | \$7,029 | \$7,586 | \$9,265 |
| HIGH PARTIAL SCREEN* | \$3,076 | \$3,692 | \$4,616 | \$4,616 | \$5,078 | \$5,892 | \$6,816 | \$7,850 | \$10,105 | \$11,106 | \$14,120 |

| SERIES | E6 | EXCHANGE FULL CREDENZA | CODE | CODE | \$ | |
|---|------|--|------|---|----------------------|---|
| BACK STYLE | 0 | Midback | | | VAR | |
| LEG | 43 | 4 x 3 | | | - | |
| FULL CREDENZA | FCWH | Full Credenza White | | | \$3,995 | |
| LEFT END [SEATED] | LNA | No Arm | | | - | |
| RIGHT END [SEATED] | RCWH | Partial Credenza Right White | | | \$2,995 | |
| LEG TYPE | SL | Standard Leg | | | - | |
| | RL | Rectangle Leg | | | \$85 | |
| | LO | Wood Leg [Light Oak] | MO | Wood Leg [Medium Oak] | \$195 | |
| | | | | DO | Wood Leg [Dark Oak] | - |
| PAIN'T FINISH | MON | Matte Onyx | MSK | Matte Smoke | - | |
| [will reflect all painted components] | PON | Onyx | PSK | Smoke | - | |
| | PCT | Cotton | PCU | Currant | - | |
| | PCI | Citrus [coming soon] | PIN | Indigo [coming soon] | - | |
| | PPO | Pottery [coming soon] | PBR | Birch [coming soon] | - | |
| OPTIONS | TVF | TV Mounting Bracket Full Credenza | TVP | TV Mounting Bracket Partial Credenza | \$285 | |
| | WBF | White Board and Mounting Bracket Full Credenza | WBP | White Board and Mounting Bracket Partial Credenza | \$1,250 | |
| | AC | Acoustic Screens | | | \$2,830 | |
| POWER FINISH | O | Matte Onyx | C | Matte Cloud | - | |
| POWER LOCATION | R | Power USB Single Right Partial Credenza | | S | Matte Smoke | - |
| Code: Combine color + side | Z | Power USB Credenza | | | - | |
| Example CR = Cloud Single Right Arm | | | | | | |
| FOR DUAL POWER SPECIFY LEFT AND RIGHT ARM | | | | | | |
| SCREEN | HP | High Partial Screen | | | VAR | |
| FREIGHT OPTIONS | BW | Blanket Wrapped Fully Assembled [25 seat min] | | | \$675 | |
| | PA | Partially Assembled | | | \$675 | |
| FREIGHT REQUIREMENTS | AS | Allseating Standard | | | - | |
| | FQ | Special Freight Instructions** | | | VAR | |
| | GD | Guaranteed Delivery** | | | VAR | |

* Screen required

** Call for Quote

*** Price includes laminate

TO ORDER SIMPLY FILL IN THE BLANKS


E6 - 0 - 34 - FCWH - - - - - - - - - -

SERIES BACK STYLE LEG FULL CREDENZA LEFT END RIGHT END ARM SURFACE LEG POSITION PAINT FINISH POWER FINISH+LOCATION FREIGHT OPTION FREIGHT REQUIREMENTS FABRIC CODE

Please refer to allseating.com for fabric codes.



INFO
PILLOWS
ASTUTE
ARLES
CHIROFORM
DONE
EIGHTY TWO
ENTAIL
EXCHANGE
FLUID
FOSTER
HALSA
INERTIA
JIF
L1
LEVO
MANTRA
MULTI
PRATA
PRESTO
RAINBOW
RAY
REQUEST
THERAPOD
TUCK
YOU
ZIP



EXCHANGE® WORKPOD 1-SEATER

DESIGN | NICK GILLISSIE
NOT ON GSA CONTRACT

BASE PRICE | \$7,585
E5011-LPWH-RNA-PS

*REQUIRED

| Code | Grade 1 | Grade 2/ COM | Grade 3/ Knit Screens | Grade 4/ COL | Grade 5 | Grade 6 | Grade 7 | Grade 8 | Leather 1 | Leather 2 | Leather 3 |
|-----------------|---------|-----------------|--------------------------|-----------------|---------|---------|---------|---------|-----------|-----------|-----------|
| SEAT | \$760 | \$809 | \$841 | \$883 | \$919 | \$984 | \$1,058 | \$1,140 | \$1,319 | \$1,399 | \$1,639 |
| BACK | \$445 | \$494 | \$526 | \$568 | \$604 | \$669 | \$743 | \$825 | \$1,004 | \$1,084 | \$1,324 |
| LOW WIDE ARM* | \$365 | \$407 | \$434 | \$470 | \$502 | \$557 | \$620 | \$691 | \$844 | \$913 | \$1,118 |
| HIGH WIDE ARM* | \$460 | \$509 | \$541 | \$583 | \$619 | \$684 | \$758 | \$840 | \$1,019 | \$1,099 | \$1,339 |
| PARTIAL SCREEN* | \$1,200 | \$1,431 | \$1,580 | \$1,778 | \$1,951 | \$2,256 | \$2,603 | \$2,990 | \$3,836 | \$4,211 | \$5,342 |
| FULL SCREEN | \$1,216 | \$1,461 | \$1,619 | \$1,829 | \$2,012 | \$2,336 | \$2,704 | \$3,115 | \$4,012 | \$4,410 | \$5,609 |
| SURROUND SCREEN | \$1,456 | \$1,757 | \$1,951 | \$2,209 | \$2,434 | \$2,832 | \$3,284 | \$3,789 | \$4,891 | \$5,380 | \$6,853 |

NOTES

- See page 41 for general features and notes
- See page 42-44 for dimensions and customers own material yardage
- Full credenza includes 2 power module
- Partial credenza includes 1 power module
- Mounting bracket can accommodate 42" wide TV up to a maximum of 40lbs
- Full credenza is 96"W x 12"D
- Partial credenza is 72"W x 12"D

| SERIES | E5 | EXCHANGE WORKPOD | CODE | | CODE | | \$ |
|--|-------------|---|------------|---|------------|---------------------|---------|
| BACK STYLE | 0 | Midback | | | | | VAR |
| LEG | 11 | One-Seater | | | | | - |
| LEFT END [SEATED] | LPWH | Workpod Left White | | | | | \$4,940 |
| | LNA | No Arm | LLK | Linking End | | | VAR |
| | LLW | Low Wide | LHW | High Wide | | | VAR |
| | LPT | 12" Platform [price includes laminate] | | | | | \$875 |
| RIGHT END [SEATED] | RPWH | Workpod Right White | | | | | \$4,940 |
| | RNA | No Arm | RLK | Linking End | | | VAR |
| | RLW | Low Wide | RHW | High Wide | | | VAR |
| | RPT | 12" Platform [price includes laminate] | | | | | \$915 |
| ARM SURFACE | WH | White | CL | Clay | WW | Washed Wood | \$340 |
| | NT | Natural | TA | Taupe | WL | Light Wood | \$340 |
| | FO | Fog | EA | Earth | WM | Medium Wood | \$340 |
| | MSK | Mist | BK | Black | WS | Slate Wood | \$340 |
| | | | | | WD | Dark Wood | \$340 |
| LEG TYPE | SL | Standard Leg | | | | | - |
| | RL | Rectangle Leg | | | | | \$65 |
| | LO | Wood Leg [Light Oak] | MO | Wood Leg [Medium Oak] | DO | Wood Leg [Dark Oak] | \$135 |
| PAINT FINISH | MON | Matte Onyx | MSK | Matte Smoke | | | - |
| [will reflect all painted components] | PON | Onyx | PSK | Smoke | PHZ | Haze | - |
| | PCT | Cotton | PCU | Currant | PMI | Midnight | - |
| | PCI | Citrus [coming soon] | PIN | Indigo [coming soon] | PPI | Pine [coming soon] | - |
| | PPO | Pottery [coming soon] | PBR | Birch [coming soon] | | | - |
| OPTIONS | AC | Acoustic Screens | | | | | \$1,010 |
| POWER FINISH | O | Matte Onyx | C | Matte Cloud | S | Matte Smoke | - |
| POWER LOCATION | L | Power USB Single Left End Credenza | | Available only with Workpod Left combined with Right side NA or LK | | | - |
| Code: Combine color + side | R | Power USB Single Right End | | Available only with Workpod Right combined with Right side NA or LK | | | - |
| Example CR = Cloud Single Right Arm | D | Power USB Dual [included with Workpod Desk, price reflects second unit] | | Available only with LW, HW, PT | | | \$250 |
| SCREEN | HP | High Partial Screen - Required Minimum Screen | HS | High Surround Screen [available with RLW and RHW only] | | | VAR |
| | HF | High Full Screen [available with RLW and RHW only] | | | | | VAR |
| FREIGHT OPTIONS | BW | Blanket Wrapped Fully Assembled [25 seat min] | | | | | \$225 |
| | PA | Partially Assembled | | | | | \$225 |
| FREIGHT REQUIREMENTS | AS | Allseating Standard | | | | | - |
| | FQ | Special Freight Instructions | | | | | VAR |
| | GD | Guaranteed Delivery** | | | | | VAR |

* Not available with No Arms, Linking Ends, or 12" Platform

** Call for Quote

*** Price includes laminate

TO ORDER SIMPLY FILL IN THE BLANKS

- - - - - - - - - - -

SERIES BACK STYLE LEG LEG TYPE END OPTION PAINT FINISH OPTIONS POWER FINISH+LOCATION SCREENS FREIGHT OPTION FREIGHT REQUIREMENTS FABRIC CODE

Please refer to allseating.com for fabric codes.



INFO
PILLOWS
ASTUTE
AILES
CHIROFORM
DONE
EIGHTY TWO
ENTAIL
EXCHANGE
FLUID
FOSTER
HALSA
INERTIA
JIF
L1
LEVO
MANTRA
MULTI
PRATA
PRESTO
RAINBOW
RAY
REQUEST
THERAPOD
TUCK
YOU
ZIP



EXCHANGE® WORKPOD 2-SEATER

DESIGN | NICK GILLISSIE
NOT ON GSA CONTRACT

BASE PRICE | \$8,886
E5012-LPWH-RNA-PS

*REQUIRED

| Code | Grade 1 | Grade 2/ COM | Grade 3/ Knit Screens | Grade 4/ COL | Grade 5 | Grade 6 | Grade 7 | Grade 8 | Leather 1 | Leather 2 | Leather 3 |
|-----------------|---------|-----------------|--------------------------|-----------------|---------|---------|---------|---------|-----------|-----------|-----------|
| SEAT | \$1,520 | \$1,618 | \$1,681 | \$1,765 | \$1,839 | \$1,968 | \$2,115 | \$2,280 | \$2,638 | \$2,798 | \$3,277 |
| BACK | \$890 | \$988 | \$1,051 | \$1,135 | \$1,209 | \$1,338 | \$1,485 | \$1,650 | \$2,008 | \$2,168 | \$2,647 |
| LOW WIDE ARM* | \$365 | \$407 | \$434 | \$470 | \$502 | \$557 | \$620 | \$691 | \$844 | \$913 | \$1,118 |
| HIGH WIDE ARM* | \$460 | \$509 | \$541 | \$583 | \$619 | \$684 | \$758 | \$840 | \$1,019 | \$1,099 | \$1,339 |
| PARTIAL SCREEN* | \$1,296 | \$1,555 | \$1,722 | \$1,944 | \$2,138 | \$2,480 | \$2,869 | \$3,303 | \$4,251 | \$4,672 | \$5,940 |
| FULL SCREEN | \$1,392 | \$1,672 | \$1,852 | \$2,092 | \$2,302 | \$2,672 | \$3,092 | \$3,562 | \$4,587 | \$5,042 | \$6,412 |
| SURROUND SCREEN | \$1,632 | \$1,968 | \$2,184 | \$2,472 | \$2,724 | \$3,168 | \$3,672 | \$4,236 | \$5,466 | \$6,012 | \$7,656 |

NOTES

- See page 41 for general features and notes
- See page 42-44 for dimensions and customers own material yardage
- Full credenza includes 2 power module
- Partial credenza includes 1 power module
- Mounting bracket can accommodate 42" wide TV up to a maximum of 40lbs
- Full credenza is 96"W x 12"D
- Partial credenza is 72"W x 12"D

| SERIES | E5 | EXCHANGE WORKPOD | CODE | | CODE | | \$ |
|--|-------------|---|------------|---|------------|---------------------|---------|
| BACK STYLE | 0 | Midback | | | | | VAR |
| LEG | 12 | Two-Seater | | | | | - |
| LEFT END [SEATED] | LPWH | Workpod Left White | | | | | \$4,940 |
| | LNA | No Arm | LLK | Linking End | | | VAR |
| | LLW | Low Wide | LHW | High Wide | | | VAR |
| | LPT | 12" Platform [price includes laminate] | | | | | \$875 |
| RIGHT END [SEATED] | RPWH | Workpod Right White | | | | | \$4,940 |
| | RNA | No Arm | RLK | Linking End | | | VAR |
| | RLW | Low Wide | RHW | High Wide | | | VAR |
| | RPT | 12" Platform [price includes laminate] | | | | | \$915 |
| ARM SURFACE | WH | White | CL | Clay | WW | Washed Wood | \$340 |
| | NT | Natural | TA | Taupe | WL | Light Wood | \$340 |
| | FO | Fog | EA | Earth | WM | Medium Wood | \$340 |
| | MSK | Mist | BK | Black | WS | Slate Wood | \$340 |
| | | | | | WD | Dark Wood | \$340 |
| LEG TYPE | SL | Standard Leg | | | | | - |
| | RL | Rectangle Leg | | | | | \$65 |
| | LO | Wood Leg [Light Oak] | MO | Wood Leg [Medium Oak] | DO | Wood Leg [Dark Oak] | \$155 |
| PAINT FINISH [will reflect all painted components] | MON | Matte Onyx | MSK | Matte Smoke | | | - |
| | PON | Onyx | PSK | Smoke | PHZ | Haze | - |
| | PCT | Cotton | PCU | Currant | PMI | Midnight | - |
| | PCI | Citrus [coming soon] | PIN | Indigo [coming soon] | PPI | Pine [coming soon] | - |
| | PPO | Pottery [coming soon] | PBR | Birch [coming soon] | | | - |
| OPTIONS | AC | Acoustic Screens | | | | | \$1,120 |
| POWER FINISH | O | Matte Onyx | C | Matte Cloud | S | Matte Smoke | - |
| POWER LOCATION | L | Power USB Single Left End Credenza | | Available only with Workpod Left combined with Right side NA or LK | | | - |
| Code: Combine color + side | R | Power USB Single Right End | | Available only with Workpod Right combined with Right side NA or LK | | | - |
| Example CR = Cloud Single Right Arm | D | Power USB Dual [included with Workpod Desk, price reflects second unit] | | Available only with LW, HW, PT | | | \$250 |
| SCREEN | HP | High Partial Screen - Required Minimum Screen | | | | | VAR |
| | HF | High Full Screen [available with RLW and RHW only] | HS | High Surround Screen [available with RLW and RHW only] | | | VAR |
| FREIGHT OPTIONS | BW | Blanket Wrapped Fully Assembled [25 seat min] | | | | | \$375 |
| | PA | Partially Assembled | | | | | \$375 |
| FREIGHT REQUIREMENTS | AS | Allseating Standard | | | | | - |
| | FQ | Special Freight Instructions | | | | | VAR |
| | GD | Guaranteed Delivery** | | | | | VAR |

* Not available with No Arms, Linking Ends, or 12" Platform

** Call for Quote

*** Price includes laminate

TO ORDER SIMPLY FILL IN THE BLANKS

- - - - - - - - - - -

SERIES BACK STYLE LEG LEG TYPE END OPTION PAINT FINISH OPTIONS POWER FINISH+LOCATION SCREENS FREIGHT OPTION FREIGHT REQUIREMENTS FABRIC CODE

Please refer to allseating.com for fabric codes.



INFO
PILLOWS
ASTUTE
ARLES
CHIROFORM
DONE
EIGHTY TWO
ENTAIL
EXCHANGE
FLUID
FOSTER
HALSA
INERTIA
JIF
L1
LEVO
MANTRA
MULTI
PRATA
PRESTO
RAINBOW
RAY
REQUEST
THERAPOD
TUCK
YOU
ZIP

EXCHANGE® TABLES

DESIGN | NICK GILLISSIE GSA SIN | 33721



BASE PRICE | \$495
E4X01

FEATURES

- Frame/legs 14 guage steel
- High pressure laminate
- Seamless laminate surface
- Black nylon round glides

DIMENSIONS

- COCKTAIL: 18"H x 16"D
- RECTANGLE: 18"H x 48"W x 24"D
- COFFEE TABLE 24: 18"H x 24"D
- COFFEE TABLE 30: 18"H x 30"D
- COFFEE TABLE 36: 18"H x 36"D
- LAPTOP TABLE: 25"H x 16.5"W x 19.5"D"

| Code | List Price |
|-------|------------|
| E4X01 | \$495 |

| SERIES | E4 | Exchange Tables | QS | \$ |
|-----------------------------|------------|--|----|---------|
| BACK STYLE | X | No Back Not Applicable | | - |
| LEG | 1 | Cocktail Table Round 16" | | - |
| | 7 | Coffee Table Round 24" | | \$655 |
| | 8 | Coffee Table Round 30" | | \$915 |
| | 9 | Coffee Table Round 36" [NOT ON GSA CONTRACT] | | \$1,285 |
| | 2 | Coffee Table Rectangle 24" x 48" | | \$1,128 |
| | 3 | Laptop Table [NOT ON GSA CONTRACT] | | \$785 |
| LAMINATE FINISH | BK | Black | | - |
| | WH | White | | - |
| | FO | Fog | | - |
| | MS | Mist | | - |
| | CL | Clay | | - |
| | NT | Natural | | - |
| | TA | Taupe | | - |
| | EA | Earth | | - |
| | WW | Washed Wood | | - |
| | WL | Light Wood | | - |
| | WM | Medium Wood | | - |
| PAINT FINISH | WD | Dark Wood | | - |
| | WS | Slate Wood | | - |
| | MON | Matte Onyx | | - |
| | MSK | Matte Smoke | | - |
| | PBR | Birch [Coming Soon] | | - |
| | PIN | Indigo [Coming Soon] | | - |
| | PCI | Citrus [Coming Soon] | | - |
| | PON | Onyx | | - |
| | PPI | Pine [Coming Soon] | | - |
| | PPO | Pottery [Coming Soon] | | - |
| | PSK | Smoke | | - |
| FREIGHT OPTIONS | PHZ | Haze | | - |
| | PCT | Cotton | | - |
| | PCU | Currant | | - |
| | PMI | Midnight | | - |
| | KD | Knocked Down | | - |
| | AS | Allseating Standard | | - |
| | GD | Guaranteed Delivery Date and Time [Call for quote] | | VAR |
| FREIGHT REQUIREMENTS | FQ | Special Freight Instructions (Call for Quote) | | VAR |

NOTES

- Ships knocked down
- Laptop table warranted up to 300lbs.
- Warranted up to 250 lbs.
- This product meets the requirements set forth in ANSI/BIFMA HCF 8.1

TO ORDER SIMPLY FILL IN THE BLANKS

E4 - X - - - - KD - -

SERIES **STYLE** **LEG** **LAMINATE FINISH** **PAINT FINISH** **FREIGHT OPTION** **FREIGHT REQUIREMENTS** **FABRIC CODE**

Please refer to allseating.com for fabric codes.

INFO
PILLOWS
ASTUTE
ATLES
CHAIRFORM
DONE
EIGHTY TWO
ENTAIL
EXCHANGE
FLUID
FOSTER
HALSA
INERTIA
JIF
L1
LEVO
MANTRA
MULTI
PRATA
PRESTO
RAINBOW
RAY
REQUISITE
THERAPOD
TUCK
YOU
ZIP

EXCHANGE® LINKING TABLES

DESIGN | NICK GILLISSIE GSA SIN | 33721



BASE PRICE | \$1,075
E4L07

FEATURES

- Frame/legs 14 guage steel
- High pressure laminate
- Seamless laminate surface
- Base list prices are for seat depth

DIMENSIONS

- COCKTAIL: 18"H x 16"D
- 120 Full Depth: 46"W x 24"D
- 120 Seat Depth: 37"W x 21.5"D
- 24 Full Depth: 23.25"W x 27.25"D
- 24 Seat Depth: 23.25"W x 24.25"D
- Swing Tablet: 8"H x 8"W x 8.5"D

NOTES

- Ships knocked down
- Warranted up to 350 lbs.
- This product meets the requirements set forth in ANSI/BIFMA HCF 8.1

| Code | Grade 1 | Grade 2/ COM | Grade 3 | Grade 4/ COL | Grade 5 | Grade 6 | Grade 7 | Grade 8 | Leather 1 | Leather 2 | Leather 3 |
|-------|---------|-----------------|---------|-----------------|---------|---------|---------|---------|-----------|-----------|-----------|
| E4L07 | \$1,128 | | | | | | | | | | |
| E4L01 | \$1,390 | | | | | | | | | | |
| E4A01 | \$1,205 | \$1,233 | \$1,251 | \$1,275 | \$1,296 | \$1,333 | \$1,375 | \$1,422 | \$1,525 | \$1,570 | \$1,707 |

| SERIES | E4 | Exchange Tables | QS | \$ |
|---|------------|--|----|---------|
| BACK STYLE | L | Linking | | - |
| | A | Accessory (Swing Tablet) | | |
| LEG | 7 | 24" Linking Table (seat depth) | | \$1,128 |
| | 1 | 120 Degree Linking Table (seat depth) | | \$1,390 |
| | 1 | Swing Tablet (includes power) | | VAR |
| LAMINATE FINISH | BK | Black | | - |
| | WH | White | | - |
| | FO | Fog | | - |
| | MS | Mist | | - |
| | CL | Clay | | - |
| | NT | Taupe | | - |
| | TA | Taupe | | - |
| | EA | Earth | | - |
| | WW | Washed Wood | | - |
| | WL | Light Wood | | - |
| | WM | Medium Wood | | - |
| | WD | Dark Wood | | - |
| | WS | Slate Wood | | - |
| SHELVING | STN | Shelving Taupe Laminate | | \$600 |
| (24" Linking Table, Full Depth Only) | STF | Shelving Fog Laminate | | \$600 |
| | STW | Shelving White Laminate | | \$600 |
| | STE | Shelving Earth Laminate | | \$600 |
| | STC | Shelving Clay Laminate | | \$600 |
| PAINT FINISH | MON | Matte Onyx | | - |
| | MSK | Matte Smoke | | - |
| | PBR | Birch [Coming Soon] | | - |
| | PIN | Indigo [Coming Soon] | | - |
| | PCI | Citrus [Coming Soon] | | - |
| | PON | Onyx | | - |
| | PPI | Pine [Coming Soon] | | - |
| | PPO | Pottery [Coming Soon] | | - |
| | PSK | Smoke | | - |
| | PHZ | Haze | | - |
| | PCT | Cotton | | - |
| | PCU | Curran | | - |
| | PMI | Midnight | | - |
| POWER | PO | Power Onyx | | \$250 |
| | PS | Power Smoke | | \$250 |
| | PC | Power Cloud | | \$250 |
| DEPTH | SD | Seat Depth (recommended for benches) | | - |
| (Linking Table Only) | FD | Full Depth (recommended for seats with backs) | | \$175 |
| FREIGHT OPTIONS | KD | Knocked Down | | - |
| FREIGHT REQUIREMENTS | AS | Allseating Standard | | - |
| | GD | Guaranteed Delivery Date and Time [Call for quote] | | VAR |
| | FQ | Special Freight Instructions (Call for Quote) | | VAR |

TO ORDER SIMPLY FILL IN THE BLANKS

E4 - - - - - - - - - KD - -

SERIES **STYLE** **LEG** **LAMINATE FINISH** **SHELVING** **PAINT FINISH** **POWER** **DEPTH** **FREIGHT OPTION** **FREIGHT REQUIREMENTS** **FABRIC CODE**
Please refer to allseating.com for fabric codes.

INFO
PILLOWS
ASTUTE
ATLES
CHAIRFORM
DONE
EIGHTY TWO
ENTAIL
EXCHANGE
FLUID
FOSTER
HALSA
INERTIA
JIF
LI
LEVO
MANTRA
MULTI
PRATA
PRESTO
RAINBOW
RAY
REQUEST
THERAPOD
TUCK
YOU
ZIP

FLUID[®] TASK

DESIGN | ALLSEATING
GSA SIN | 33721



| BASE PRICE \$1,070 | | | | | | | | | | |
|----------------------|-----------------|---------|-------------|---------|---------|---------|---------|-----------|-----------|-----------|
| 81040-NA | | | | | | | | | | |
| Grade 1 | Grade 2/ COM | Grade 3 | Grade 4/COL | Grade 5 | Grade 6 | Grade 7 | Grade 8 | Leather 1 | Leather 2 | Leather 3 |
| \$1,070 | \$1,091 | \$1,105 | \$1,123 | \$1,138 | \$1,166 | \$1,198 | \$1,233 | \$1,310 | \$1,344 | \$1,447 |

FEATURES

- Polyester co-polymer elastomeric mesh
- 4.25" cylinder
- Black nylon base
- Molded seat foam
- For arm features and travel specifications, see page 16
- Optional height adjustable lumbar: 3" with flexible depth
- Carpet casters

DIMENSIONS

- Overall [Synchro Tilt]: 40.5"-45"H | 28.5"W | 28.5"D
- Overall [Deluxe Synchro Tilt]: 40.75"-45.25"H | 28.5"W | 28.5"D
- Overall [Deluxe Synchro Tilt (2)]: 40"-44.5" H | 28.5"W | 28.5"D
- Seat [Synchro Tilt]: 16.25" - 20.75"H | 19.5"W | 20"D
- Seat [Deluxe Synchro Tilt (2)]: 17"-21.5"H | 19.5"W | 20"D
- Back: 23.5"H | 19.5"W
- COM: 0.75 yards

NOTES

- For mesh model code see page 22. Mesh seat will match mesh selection.
- Ships knocked down.
- For BW and FA freight options, minimum quantities apply
- Tension is adjustable on OHC and OHH casters to accommodate various surfaces
- All other features are dependant on the control specified. Please refer to Control Choice on page 8 for full description of available features.
- This product meets the requirements set forth in ANSI/BIFMA X5.1-2011 and is warranted for users up to 350 lbs.
- Dimensions are dependant on options selected. Product can be configured to comply with BIFMA G1-2002 Guidelines.
- *Composite base and casters will be substituted if these options are selected.
- If requiring a 3" seat slider, one can be specified with the Synchro Tilt (ST 40) mechanism only, please specify with code SE rather than SS

| SERIES | 81 | Fluid | QS | \$ |
|----------------------|-----------------|---|--------------|-------|
| BACK STYLE | 0 | Midback | • | - |
| CONTROL | 40 | Synchro Tilt (ST) | • | - |
| | 12 | Deluxe Synchro Tilt (DST) | • | \$155 |
| | 18 | Synchro Tilt w/back angle (DST2) | • | \$240 |
| ARM | NA | No Arm | • | - |
| | T2 | Task 2 Arm | • | \$110 |
| | 4D | 4 Dimensional Arm | • | \$130 |
| | MF | Multi-functional Arm (width adjustment incl.) See page ?? | • | \$158 |
| MESH* | M2 | M2 Mesh (not all colors are QS) | • | \$28 |
| | M3 | M3 Mesh | • | - |
| | M4 | M4 Mesh | • | - |
| SEAT | UPH | Upholstered Seat | • | VAR |
| | MS | Mesh Seat | • | \$95 |
| OPTIONS | AWK | Adjustable Width Bracket (Knob) | • | \$30 |
| | AWL | Adjustable Width Bracket (Lever) | • | \$40 |
| | HAB | High Profile Aluminum Base w/65mm Casters | • | \$65 |
| | LH | 65mm (2.5") Dual Surface Casters | • | \$32 |
| | OHH | OH Dual Surface Casters [adjustable] | • | \$95 |
| | OHC | OH Carpet Casters [adjustable] | • | \$63 |
| | SS | Seat Slider (Standard 2.5" range) | • | \$85 |
| | LP | Lumbar Plus | • | \$100 |
| | HR | Head Rest | • | \$78 |
| | LS | Low Seat Height with 5" Travel* (N/A with HAB) | • | \$53 |
| | FREIGHT OPTIONS | KD | Knocked Down | • |
| BW | | Blanket Wrapped - Fully Assembled [25 Unit Minimum] | | \$55 |
| FA | | Fully Assembled in Carton [25 Unit Minimum] | | \$75 |
| FREIGHT REQUIREMENTS | AS | Allseating Standard | | - |
| | FQ | Special Freight Instructions (Call for Quote) | | VAR |
| | GD | Guaranteed Delivery Date and Time (Call for Quote) | | VAR |

TO ORDER SIMPLY FILL IN THE BLANKS

| | | | | | | | | | | | | | | | | | | |
|--------|---|------------|---|---------|---|-----|---|-----------|---|--|---|--|---|----------------|---|----------------------|---|--|
| 81 | - | 0 | - | | - | | - | | - | | - | | - | | - | | - | |
| SERIES | | BACK STYLE | | CONTROL | | ARM | | BACK MESH | | SEAT MESH/UPH <small>No code required for upholstered seat.</small> | | OPTIONS <small>For additional options separate with (-) hyphen.</small> | | FREIGHT OPTION | | FREIGHT REQUIREMENTS | | FABRIC CODE <small>Please refer to allseating.com for fabric codes.</small> |

INFO
PILLOWS
ASTUTE
ARTES
CHIROFORM
DOME
EIGHTY TWO
ENTAIL
EXCHANGE
FLUID
FOSTER
HALSA
INERTIA
JIF
L1
LEVO
MANTRA
MULTI
PRATA
PRESTO
RAINBOW
RAY
REQUEST
THERAPOD
TUCK
YOU
ZIP



FLUID[®] STOOL

DESIGN | ALLSEATING
GSA SIN | 33721

BASE PRICE | \$1,115

81019-NA

| Grade 1 | Grade 2/ COM | Grade 3 | Grade 4/COL | Grade 5 | Grade 6 | Grade 7 | Grade 8 | Leather 1 | Leather 2 | Leather 3 |
|---------|-----------------|---------|-------------|---------|---------|---------|---------|-----------|-----------|-----------|
| \$1,115 | \$1,136 | \$1,150 | \$1,168 | \$1,183 | \$1,211 | \$1,243 | \$1,278 | \$1,355 | \$1,389 | \$1,492 |

FEATURES

- Polyester co-polymer elastomeric mesh
- 8" Cylinder
- Composite base
- Molded Seat Foam
- For arm features and travel specifications, see page 16
- Optional height adjustable lumbar: 3" with flexible depth
- Carpet Casters
- Includes adjustable foot ring

DIMENSIONS

- Overall [8" Basic Stool]: 41.5"-49"H | 28"W | 28"D
- Overall [10" Basic Stool]: 42-52"H | 49.5"-61.5"W | 28"D
- Seat [8" Basic Stool]: 20.5"-30.5"H | 19.5"W | 20"D
- Seat [10" Basic Stool]: 20.5"-30.5"H | 19.5"W | 20"D
- Back: 23.5"H | 19.5"W
- COM Seat: 0.75 yd.

NOTES

- For mesh model code see page 22. Mesh seat will match mesh selection.
- Ships knocked down.
- For BW and FA freight options, minimum quantities apply
- Tension is adjustable on OHC and OHH casters to accommodate various surfaces
- All other features are dependant on the control specified. Please refer to Control Choice on page 8 for full description of available features.
- This product meets the requirements set forth in ANSI/BIFMA X5.1-2011 and is warranted for users up to 350 lbs.
- Dimensions are dependant on options selected. Product can be configured to comply with BIFMA G1-2002 Guidelines.

| SERIES | 81 | Fluid | QS | \$ |
|----------------------|------|---|------------------|-------|
| BACK STYLE | 0 | Midback | • | - |
| CONTROL | 19 | Basic Stool (B2) | • | - |
| ARM | NA | No Arm | • | - |
| | T2 | Task 2 Arm | • | \$110 |
| | 4D | 4 Dimensional Arm | • | \$130 |
| | MF | Multi-Functional Arm [Width Adjustment Incl.] see page 16 | • | \$158 |
| MESH* | M2 | M2 Mesh (not all colors are QS) | • | \$28 |
| | M3 | M3 Mesh | • | - |
| | M4 | M4 Mesh | • | - |
| | SEAT | UPH | Upholstered Seat | • |
| OPTIONS | MS | Mesh Seat (will match back mesh chosen) | • | \$95 |
| | AWL | Adjustable Width Brackets (Lever) | • | \$40 |
| | H | Dual Surface Casters [10" Stool Only] | • | \$30 |
| | LH | Dual Surface Casters [8" Stool Only] | • | \$32 |
| | OHH | OH Dual Surface Casters [adjustable 8" Stool Only] | • | \$95 |
| | OHC | OH Carpet Casters [adjustable 8" Stool Only] | • | \$63 |
| | G | Glides [10" Stool Only] | • | \$30 |
| | AB | Aluminum Base | • | \$65 |
| | LP | Lumbar Plus | • | \$100 |
| | 10 | 10" Stool Package | • | \$36 |
| FREIGHT OPTIONS | KD | Knocked Down | • | - |
| | BW | Blanket Wrapped - Fully Assembled [25 Unit Minimum] | | \$55 |
| | FA | Fully Assembled in Carton [25 Unit Minimum] | | \$75 |
| FREIGHT REQUIREMENTS | AS | Allseating Standard | | - |
| | FQ | Special Freight Instructions (Call for Quote) | | VAR |
| | GD | Guaranteed Delivery Date and Time (Call for Quote) | | VAR |

TO ORDER SIMPLY FILL IN THE BLANKS

| | | | | | | | | | | | | | | | | | |
|--------|---|------------|---|---------|---|-----|---|-----------|---|--|---|--|---|----------------|---|----------------------|--|
| 81 | - | 0 | - | 19 | - | | - | | - | | - | | - | | - | | |
| SERIES | | BACK STYLE | | CONTROL | | ARM | | BACK MESH | | SEAT MESH/UPH | | OPTIONS | | FREIGHT OPTION | | FREIGHT REQUIREMENTS | FABRIC CODE |
| | | | | | | | | | | No code required for upholstered seat. | | For additional options separate with (-) hyphen. | | | | | Please refer to allseating.com for fabric codes. |

INFO
PILLOWS
ASTUTE
ARLES
CHIROFORM
DOME
EIGHTY TWO
ENTAIL
EXCHANGE
FLUID
FOSTER
HALSA
INERTIA
JIF
L1
LEVO
MANTRA
MULTI
PRATA
PRESTO
RAINBOW
RAY
REQUEST
THERAPOD
TUCK
YOU
ZIP



FLUID® GUEST

DESIGN | ALLSEATING
GSA SIN | 33721

| BASE PRICE \$398 | | | | | | | | | | |
|--------------------|-----------------|---------|-------------|---------|---------|---------|---------|-----------|-----------|-----------|
| 81054-NA | | | | | | | | | | |
| Grade 1 | Grade 2/ COM | Grade 3 | Grade 4/COL | Grade 5 | Grade 6 | Grade 7 | Grade 8 | Leather 1 | Leather 2 | Leather 3 |
| \$398 | \$419 | \$432 | \$450 | \$466 | \$494 | \$525 | \$561 | \$638 | \$672 | \$774 |

FEATURES

- Polyester co-polymer elastomeric mesh
- Wall-saving designed frame
- Upholstered seat
- Black non-marring glides
- Stacks 5 on the Floor
- Stacks 2 high with casters
- Stack 10 on Dolly (casters cannot go on dolly)

DIMENSIONS

- Overall No Arm:
32"H | 18"W | 24"D
- Overall with Arm:
32"H | 24"W | 24"D
- Seat: 17.5" | 18"W | 18.5"D
- Back: 14.5"H | 18"W
- COM: 0.75 yd.
- Overall with Arm:
32"H | 24"W | 24"D
- Fully Loaded on Dolly:
66"H | 24"W | 36"D

| SERIES | 81 | Fluid | QS | \$ |
|----------------------|------|---|----|------|
| BACK STYLE | 0 | Midback | • | - |
| LEG | 54 | 4 Leg | • | - |
| ARM | NA | No Arm | • | - |
| | WA | Fluid Guest Arm | • | \$48 |
| FRAME FINISH | SIL | Silver | • | - |
| | BK | Black | • | - |
| | GM | Metallic Gunmetal | • | - |
| MESH* | M2 | M2 Mesh (not all colors are QS) | • | \$28 |
| | M3 | M3 Mesh | • | - |
| | M4 | M4 Mesh | • | - |
| OPTIONS | CA | Carpet Casters | • | \$48 |
| | TC | Tile Casters | • | \$55 |
| | GBWA | Ganging Brackets with Arms | • | \$35 |
| | GBNA | Ganging Brackets No Arms | • | \$35 |
| FREIGHT OPTIONS | FA | Fully Assembled | • | - |
| | BW | Blanket Wrapped - Fully Assembled [25 Unit Minimum] | | \$25 |
| FREIGHT REQUIREMENTS | AS | Allseating Standard | | - |
| | FQ | Special Freight Instructions (Call for Quote) | | VAR |
| | GD | Guaranteed Delivery Date and Time (Call for Quote) | | VAR |

| | | | |
|--|----------------|--|-------|
| | Fluid Dolly-10 | Please ensure Dolly has separate model/line item with quantities specified | \$355 |
|--|----------------|--|-------|

NOTES

- Ships Fully Assembled.
- For BW freight option, minimum quantities apply
- For orders of less than 2, a cartoning surcharge of \$22 net will be incurred per order.
- This product meets the requirements set forth in ANSI/BIFMA X5.1-2011 and is warranted for users up to 350 lbs.
- Dimensions are dependant on options selected. Product can be configured to comply with BIFMA G1-2002 Guidelines.
- For mesh model code see page 22.

TO ORDER SIMPLY FILL IN THE BLANKS

| | | | | | | | | | | | | | | | | | |
|--------|---|------------|---|-----|---|-----|---|--------------|---|-----------|---|---|---|----------------|---|----------------------|---|
| 81 | - | 0 | - | 54 | - | | - | | - | | - | | - | | - | | |
| SERIES | | BACK STYLE | | LEG | | ARM | | FRAME FINISH | | BACK MESH | | OPTIONS For additional options separate with (-) hyphen. | | FREIGHT OPTION | | FREIGHT REQUIREMENTS | FABRIC CODE Please refer to allseating.com for fabric codes. |

INFO
PILLOWS
ASTUTE
ARTES
CHIROFORM
DONE
EIGHTY TWO
ENTAIL
EXCHANGE
FLUID
FOSTER
HALSA
INERTIA
JIF
L1
LEVO
MANTRA
MULTI
PRATA
PRESTO
RAINBOW
RAY
REQUEST
THERAPOD
TUCK
YOU
ZIP



FOSTER® PATIENT

DESIGN | ALLSEATING
GSA SIN | 339113H

BASE PRICE | \$1,132 F1110-OA

A highback chair that balances comfort and durability. Features a steel frame construction, webbed seat suspension and sloped arms to enhance support. A breathable mesh back option can improve circulation and airflow.

Suggested Applications:
Exam Rooms, Patient Rooms, Resident Rooms.

| Code | Grade 1 | Grade 2/ COM | Grade 3 | Grade 4/ COL | Grade 5 | Grade 6 | Grade 7 | Grade 8 | Leather 1 | Leather 2 | Leather 3 |
|----------|---------|-----------------|---------|-----------------|---------|---------|---------|---------|-----------|-----------|-----------|
| F0110-OA | \$1,250 | \$1,278 | \$1,296 | \$1,320 | \$1,341 | \$1,378 | \$1,420 | \$1,467 | \$1,570 | \$1,615 | \$1,752 |
| F1110-OA | \$1,132 | \$1,209 | \$1,259 | \$1,325 | \$1,382 | \$1,484 | \$1,600 | \$1,729 | \$2,011 | \$2,136 | \$2,513 |
| F0610-OA | \$1,348 | \$1,376 | \$1,394 | \$1,418 | \$1,439 | \$1,476 | \$1,518 | \$1,565 | \$1,668 | \$1,713 | \$1,850 |
| F1610-OA | \$1,230 | \$1,307 | \$1,357 | \$1,423 | \$1,480 | \$1,582 | \$1,698 | \$1,827 | \$2,109 | \$2,234 | \$2,611 |
| CA | \$255 | \$276 | \$290 | \$308 | \$323 | \$351 | \$383 | \$418 | \$495 | \$529 | \$632 |

FEATURES

- Clean Out Areas
- 16 Gauge Tubular Steel Frame
- Steel Seat Frame
- High Density Seat Foam
- Latex, lead and mercury free
- Flex Back
- Active Seat Suspension
- Wallsaver Frame Design
- Optional Ganging Kit
- Black non-marring polyethylene glides
- Arm caps designed for easy ingress and egress

DIMENSIONS

- OVERALL: 41"H | 26"W | 24.5"D
- Seat: 18"H | 21"W | 19"D
- Back: 22.5"H | 21"W
- Arm: 26.3"H
- For 44" version, add 3" to back height and overall height
- COM Full: 2.75yards
- COM Seat: 1 yards
- COM Back: 1.75 yards
- COM Closed Arm: 0.75 yards

PRODUCT WEIGHT

- 94 lbs. | 107 lbs. with Closed Arms.

NOTES

- Ships knocked down.
- Warranted for users up to 500 lbs/unit.
- When graded in combination upholstery is selected, use the highest grade upholstery selected. Please provide the fabrics specified and a description of where each fabric is to be applied on the product.
- Maximum order quantities apply to Quick Ship program, contact Sales Support for details.

| SERIES | F0 | Patient Mesh | QS | \$ |
|---------------------------|-----|---|----|-------|
| | F1 | Patient Upholstered | • | \$ |
| BACK STYLE | 1 | Highback 41" | • | VAR |
| | 6 | Highback 44" | | VAR |
| LEG | 10 | Single | • | - |
| ARM | OA | Open Arm | • | - |
| | CA | Closed Arm | | VAR |
| ARM CAP FINISH | TP | Taupe Polyurethane | • | \$75 |
| | GR | Grey Polyurethane | • | \$75 |
| | BK | Black Polyurethane | • | \$75 |
| | HRM | Hard Rock Maple Wood Cap | • | \$130 |
| | RC | Rustic Cherry Wood Cap | • | \$130 |
| | CP | Chocolate Pear Wood Cap | • | \$130 |
| | BI | Corian Bisque | | \$195 |
| FRAME FINISH | SR | Corian Silverite | | \$295 |
| | BM | Bronze Matte | • | - |
| | SVR | Silver | • | - |
| BACK MESH (If Applicable) | MG | Metallic Gunmetal | | \$42 |
| | M2 | M2 Mesh (not all colors are QS) | • | \$28 |
| | M3 | M3 Mesh | • | - |
| OPTIONS | DC | 2" Cleanout | | \$105 |
| | MB | Moisture Barrier (Seat only) | | \$90 |
| | CL | CAL TB133 (MESH) | | \$95 |
| | CL | CAL TB133 (UPH) | | \$110 |
| | GB | Ganging Kit (Set of 2) | | \$50 |
| FREIGHT OPTIONS | KD | Knocked Down | • | - |
| | BW | Blanket Wrapped - Fully Assembled (25 seat minimum) | | \$75 |
| FREIGHT REQUIREMENTS | AS | Allseating Standard | | - |
| | FQ | Special Freight Instructions (Call for Quote) | | VAR |
| | GD | Guaranteed Delivery Date and Time (Call for Quote) | | VAR |

TO ORDER SIMPLY FILL IN THE BLANKS

| | | | | | | | | | | | | | | | | | | | |
|----------------------|---|----------------------|---|-----|---|----------------------|---|----------------------|---|----------------------|---|---|---|----------------------|---|----------------------|---|--|---------------------------------|
| <input type="text"/> | - | <input type="text"/> | - | 10 | - | <input type="text"/> | - | <input type="text"/> | - | <input type="text"/> | - | <input type="text"/> | - | <input type="text"/> | - | <input type="text"/> | - | <input type="text"/> | |
| SERIES | | BACK STYLE | | LEG | | ARM | | ARM CAP FINISH | | FRAME FINISH | | BACK MESH - OPTIONS For additional options separate with (-) hyphen. | | FREIGHT OPTION | | FREIGHT REQUIREMENTS | | FABRIC CODE - SEAT Please refer to allseating.com for fabric codes. | FABRIC CODE - BACK & CLOSED ARM |

INFO
PILLOWS
ASTUTE
ARLES
CHIROFORM
DOME
EIGHTY TWO
ENTAIL
EXCHANGE
FLUID
FOSTER
HALSA
INERTIA
JIF
L1
LEVO
MANTRA
MULTI
PRATA
PRESTO
RAINBOW
RAY
REQUEST
THERAPOD
TUCK
YOU
ZIP



FOSTER® PATIENT WIDE

DESIGN | ALLSEATING
GSA SIN | 339113H

BASE PRICE | \$1,208 F1310-OA

A wider version of our patient chair with a breathable mesh back option. Features a steel frame construction, webbed seat suspension and sloped arms to enhance comfort. Seat width is 24" between the arms.

Suggested Applications:
Exam Rooms, Patient Rooms, Resident Rooms.

FEATURES

- Clean Out Areas
- 16 Gauge Tubular Steel Frame
- Steel Seat Frame
- High Density Seat Foam
- Latex, lead and mercury free
- Flex Back
- Active Seat Suspension
- Wallsaver Frame Design
- Optional Ganging Kit
- Black non-marring polyethylene glides
- Arm caps designed for easy ingress and egress

DIMENSIONS

- OVERALL: 41"H | 29"W | 24.5"D
- Seat: 18"H | 24"W | 19"D
- Back: 22.5"H | 24"W
- Arm: 26.3"H
- For 44" version, add 3" to back height and overall height
- COM Full: 2.75yards
- COM Seat: 1 yard
- COM Back: 1.75 yards
- COM Closed Arm: 0.75 yard

PRODUCT WEIGHT

- 94 lbs. | 107 lbs. with Closed Arms.

NOTES

- Ships knocked down.
- Warranted for users up to 500 lbs/unit.
- When graded in combination upholstery is selected, use the highest grade upholstery selected. Please provide the fabrics specified and a description of where each fabric is to be applied on the product.
- Maximum order quantities apply to Quick Ship program, contact Sales Support for details.

| Code | Grade 1 | Grade 2/ COM | Grade 3 | Grade 4/ COL | Grade 5 | Grade 6 | Grade 7 | Grade 8 | Leather 1 | Leather 2 | Leather 3 |
|----------|---------|-----------------|---------|-----------------|---------|---------|---------|---------|-----------|-----------|-----------|
| F0310-OA | \$1,325 | \$1,353 | \$1,371 | \$1,395 | \$1,416 | \$1,453 | \$1,495 | \$1,542 | \$1,645 | \$1,690 | \$1,827 |
| F1310-OA | \$1,208 | \$1,285 | \$1,335 | \$1,401 | \$1,458 | \$1,560 | \$1,676 | \$1,805 | \$2,087 | \$2,212 | \$2,589 |
| F0710-OA | \$1,400 | \$1,428 | \$1,446 | \$1,470 | \$1,491 | \$1,528 | \$1,570 | \$1,617 | \$1,720 | \$1,765 | \$1,902 |
| F1710-OA | \$1,285 | \$1,362 | \$1,412 | \$1,478 | \$1,535 | \$1,637 | \$1,753 | \$1,882 | \$2,164 | \$2,289 | \$2,666 |
| CA | \$255 | \$276 | \$290 | \$308 | \$323 | \$351 | \$383 | \$418 | \$495 | \$529 | \$632 |

| SERIES | FO | Patient Mesh | QS | \$ |
|---------------------------|-----|---|----|-------|
| | F1 | Patient Upholstered | | \$ |
| BACK STYLE | 3 | Highback Wide 41" | | VAR |
| | 7 | Highback Wide 44" | | VAR |
| LEG | 10 | Single | | - |
| ARM | OA | Open Arm | | - |
| | CA | Closed Arm | | VAR |
| ARM CAP FINISH | TP | Taupe Polyurethane | | \$75 |
| | GR | Grey Polyurethane | | \$75 |
| | BK | Black Polyurethane | | \$75 |
| | HRM | Hard Rock Maple Wood Cap | | \$130 |
| | RC | Rustic Cherry Wood Cap | | \$130 |
| | CP | Chocolate Pear Wood Cap | | \$130 |
| | BI | Corian Bisque | | \$195 |
| | SR | Corian Silverite | | \$295 |
| FRAME FINISH | BM | Bronze Matte | | - |
| | SVR | Silver | | - |
| | MG | Metallic Gunmetal | | \$42 |
| BACK MESH (If Applicable) | M2 | M2 Mesh | | \$28 |
| | M3 | M3 Mesh | | - |
| OPTIONS | DC | 2" Cleanout | | \$105 |
| | MB | Moisture Barrier (Seat only) | | \$90 |
| | CL | CAL TB133 (MESH) | | \$95 |
| | CL | CAL TB133 (UPH) | | \$110 |
| | GB | Ganging Kit (Set of 2) | | \$50 |
| FREIGHT OPTIONS | KD | Knocked Down | | - |
| | BW | Blanket Wrapped - Fully Assembled (25 seat minimum) | | \$75 |
| FREIGHT REQUIREMENTS | AS | Allseating Standard | | - |
| | FQ | Special Freight Instructions (Call for Quote) | | VAR |
| | GD | Guaranteed Delivery Date and Time (Call for Quote) | | VAR |

TO ORDER SIMPLY FILL IN THE BLANKS

| | | | | | | | | | | | | | | | | | | | | |
|--------|---|---------------|---|-----|---|-----|---|-------------------|---|-----------------|---|--|---|-------------------|---|------------------------------|--|---|--|------------------------------------|
| [] | - | [] | - | 10 | - | [] | - | [] | - | [] | - | [] | - | [] | - | [] | | | | |
| SERIES | | BACK STYLE | | LEG | | ARM | | ARM CAP FINISH | | FRAME FINISH | | BACK MESH - OPTIONS For additional options separate with (-) hyphen. | | FREIGHT OPTION | | FREIGHT REQUIRE- MENTS | | FABRIC CODE - SEAT Please refer to allseating.com for fabric codes. | | FABRIC CODE - BACK & CLOSED ARM |

INFO
PILLOWS
ASTUTE
ARLES
CHIROFORM
DOME
EIGHTY TWO
ENTAIL
EXCHANGE
FLUID
FOSTER
HALSA
INERTIA
JIF
L1
LEVO
MANTRA
MULTI
PRATA
PRESTO
RAINBOW
RAY
REQUEST
THERAPOD
TUCK
YOU
ZIP

FOSTER® PATIENT PLUS

DESIGN | ALLSEATING
GSA SIN | 339113H



BASE PRICE | \$1,305
F1510-OA

A plus version of our patient chair with a breathable mesh back option. Features a steel frame construction, webbed seat suspension and sloped arms to enhance comfort. Seat width is 30" between the arms and supports up to 750lbs.

Suggested Applications: Waiting Areas, Dining Room, Exam Rooms, Patient Rooms, Guest Seating, Resident Rooms.

FEATURES

- Clean Out Areas
- 16 Gauge Tubular Steel Frame
- Steel Seat Frame
- High Density Seat Foam
- Latex, lead and mercury free
- Flex Back
- Active Seat Suspension
- Wallsaver Frame Design
- Optional Ganging Kit
- Black non-marring polyethylene glides
- Arm caps designed for easy ingress and egress

DIMENSIONS

- OVERALL: 41"H | 35"W | 24.75"D
- Seat: 18"H | 30"W | 19"D
- Back: 22.5"H | 30"W
- Arm: 26.3"H
- For 44" version, add 3" to back height and overall height
- COM Full: 2.75yards
- COM Seat: 1 yards
- COM Back: 1.75 yards
- COM Closed Arm: 0.75 yards

PRODUCT WEIGHT

- 94 lbs. | 107 lbs. with Closed Arms.

NOTES

- Ships knocked down.
- Warranted for users up to 500 lbs/unit.
- When graded in combination upholstery is selected, use the highest grade upholstery selected. Please provide the fabrics specified and a description of where each fabric is to be applied on the product.
- Maximum order quantities apply to Quick Ship program, contact Sales Support for details.

| Code | Grade 1 | Grade 2/COM | Grade 3 | Grade 4/COL | Grade 5 | Grade 6 | Grade 7 | Grade 8 | Leather 1 | Leather 2 | Leather 3 |
|----------|---------|-------------|---------|-------------|---------|---------|---------|---------|-----------|-----------|-----------|
| F0510-OA | \$1,425 | \$1,453 | \$1,471 | \$1,495 | \$1,516 | \$1,553 | \$1,595 | \$1,642 | \$1,745 | \$1,790 | \$1,927 |
| F1510-OA | \$1,305 | \$1,382 | \$1,432 | \$1,498 | \$1,555 | \$1,657 | \$1,773 | \$1,902 | \$2,184 | \$2,309 | \$2,686 |
| F0810-OA | \$1,640 | \$1,668 | \$1,686 | \$1,710 | \$1,731 | \$1,768 | \$1,810 | \$1,857 | \$1,960 | \$2,005 | \$2,142 |
| F1810-OA | \$1,520 | \$1,597 | \$1,647 | \$1,713 | \$1,770 | \$1,872 | \$1,988 | \$2,117 | \$2,399 | \$2,524 | \$2,901 |
| CA | \$255 | \$276 | \$290 | \$308 | \$323 | \$351 | \$383 | \$418 | \$495 | \$529 | \$632 |

| SERIES | F0 | Patient Mesh | QS | \$ |
|---------------------------|-----------------|---|--------------|-------|
| | F1 | Patient Upholstered | | \$ |
| BACK STYLE | 5 | Highback Plus 41" | | VAR |
| | 8 | Highback Plus 44" | | VAR |
| LEG | 10 | Single | | - |
| ARM | OA | Open Arm | | - |
| | CA | Closed Arm | | VAR |
| ARM CAP FINISH | TP | Taupe Polyurethane | | \$75 |
| | GR | Grey Polyurethane | | \$75 |
| | BK | Black Polyurethane | | \$75 |
| | HRM | Hard Rock Maple Wood Cap | | \$130 |
| | RC | Rustic Cherry Wood Cap | | \$130 |
| | CP | Chocolate Pear Wood Cap | | \$130 |
| FRAME FINISH | BI | Corian Bisque | | \$195 |
| | SR | Corian Silverite | | \$295 |
| | BM | Bronze Matte | | - |
| | SVR | Silver | | - |
| | MG | Metallic Gunmetal | | \$42 |
| BACK MESH (If Applicable) | M2 | M2 Mesh | | \$28 |
| | M3 | M3 Mesh | | - |
| | DC | 2" Cleanout | | \$105 |
| OPTIONS | MB | Moisture Barrier (Seat only) | | \$90 |
| | CL | CAL TB133 (MESH) | | \$95 |
| | CL | CAL TB133 (UPH) | | \$110 |
| | GB | Ganging Kit (Set of 2) | | \$50 |
| | FREIGHT OPTIONS | KD | Knocked Down | |
| BW | | Blanket Wrapped - Fully Assembled (25 seat minimum) | | \$75 |
| FREIGHT REQUIREMENTS | AS | Allseating Standard | | - |
| | FQ | Special Freight Instructions (Call for Quote) | | VAR |
| | GD | Guaranteed Delivery Date and Time (Call for Quote) | | VAR |

TO ORDER SIMPLY FILL IN THE BLANKS

- - **10** - - - - - - - - -

SERIES **BACK STYLE** **LEG** **ARM** **ARM CAP FINISH** **FRAME FINISH** **BACK MESH - OPTIONS** **FREIGHT OPTION** **FREIGHT REQUIREMENTS** **FABRIC CODE - SEAT** **FABRIC CODE - BACK & CLOSED ARM**

For additional options separate with (-) hyphen. Please refer to allseating.com for fabric codes.

INFO
PILLOWS
ASTUTE
ARTES
CHIROFORM
DONE
EIGHTY TWO
ENTAIL
EXCHANGE
FLUID
FOSTER
HALSA
INERTIA
JIF
L1
LEVO
MANTRA
MULTI
PRATA
PRESTO
RAINBOW
RAY
REQUEST
THERAPOD
TUCK
YOU
ZIP

FOSTER® OTTOMAN

DESIGN | ALLSEATING
GSA SIN: 339113H



| BASE PRICE \$568 | | A complementary ottoman offers a supportive spot to rest your feet. | | | | | | | | | |
|---------------------------|---------|---|---------|-----------------|---------|---------|---------|---------|-----------|-----------|-----------|
| F3X44 | | | | | | | | | | | |
| Code | Grade 1 | Grade 2/ COM | Grade 3 | Grade 4/ COL | Grade 5 | Grade 6 | Grade 7 | Grade 8 | Leather 1 | Leather 2 | Leather 3 |
| F3X44 | \$568 | \$589 | \$603 | \$621 | \$636 | \$664 | \$696 | \$731 | \$808 | \$842 | \$945 |

FEATURES

- 16 Gauge Tubular Steel Frame
- Multi Layered High Density Seat Foam
- Latex, lead and mercury free
- Black non-marring polyethylene glides

DIMENSIONS

- OVERALL: 13"H | 20"W | 14"D
- COM Seat: 0.75 yard

PRODUCT WEIGHT

- 12 lbs.

| SERIES | F3 | Bench | QS | \$ |
|----------------------|-----|---|----|------|
| BACK STYLE | X | No Back | | - |
| LEG | 44 | Ottoman | | - |
| FRAME FINISH | BM | Bronze Matte | | - |
| | SVR | Silver | | - |
| | MG | Metallic Gunmetal | | \$42 |
| OPTIONS | MB | Moisture Barrier (Seat only) | | \$90 |
| | CL | CAL TB133 | | \$95 |
| FREIGHT OPTIONS | FA | Fully Assembled | | - |
| | BW | Blanket Wrapped - Fully Assembled (25 seat minimum) | | \$75 |
| FREIGHT REQUIREMENTS | AS | Allseating Standard | | - |
| | FQ | Special Freight Instructions (Call for Quote) | | VAR |
| | GD | Guaranteed Delivery Date and Time (Call for Quote) | | VAR |

NOTES

- Warranted for users up to 350 lbs/seat.

TO ORDER SIMPLY FILL IN THE BLANKS

| | | | | | | | | | | | | | | |
|---------------|---|-------------------|---|------------|---|---------------------|---|--|---|-----------------------|---|-----------------------------|---|---|
| F3 | - | X | - | 44 | - | | - | | - | | - | | - | |
| SERIES | | BACK STYLE | | LEG | | FRAME FINISH | | BACK MESH - OPTIONS For additional options separate with (-) hyphen. | | FREIGHT OPTION | | FREIGHT REQUIREMENTS | | FABRIC CODE - SEAT Please refer to allseating.com for fabric codes. |
| | | | | | | | | | | | | | | FABRIC CODE - BACK & CLOSED ARM |



FOSTER® SLED

DESIGN | ALLSEATING
GSA SIN | 339113H

BASE PRICE | \$1,442

F1111-OA

Our highly supportive patient chair with a sled base for increased flex in the back. Features a steel frame construction, webbed seat suspension and sloped arms to enhance support. Comes with a lightweight, breathable mesh back option to enhance circulation.

Suggested Applications:
Exam Rooms, Patient Rooms, Resident Rooms.

FEATURES

- Clean Out Areas
- Tubular Steel Frame
- Steel Seat Frame
- High Density Seat Foam
- Latex, lead and mercury free
- Flex Back
- Active Seat Suspension
- Anti-Tip Glides
- Optional Ganging Kit
- Black non-marring nylon glides
- Arm caps designed for easy ingress and egress

DIMENSIONS

- OVERALL: 41"H | 26"W | 24.75"D
- Seat: 18"H | 21"W | 19"D
- Back: 22.5"H | 30"W
- Arm: 26.5"H
- For 44" version, add 3" to back height and overall height
- COM Full: 2.75yards
- COM Seat: 1 yards
- COM Back: 1.75 yards
- COM Closed Arm: 0.75 yards

PRODUCT WEIGHT

- 94 lbs. | 107 lbs. with Closed Arms.

NOTES

- Ships knocked down.
- Warranted for users up to 500 lbs/unit.
- When graded in combination upholstery is selected, use the highest grade upholstery selected. Please provide the fabrics specified and a description of where each fabric is to be applied on the product.
- Minimum order quantities apply to Quick Ship program, contact Sales Support for details.

| Code | Grade 1 | Grade 2/COM | Grade 3 | Grade 4/COL | Grade 5 | Grade 6 | Grade 7 | Grade 8 | Leather 1 | Leather 2 | Leather 3 |
|----------|---------|-------------|---------|-------------|---------|---------|---------|---------|-----------|-----------|-----------|
| F0111-OA | \$1,560 | \$1,588 | \$1,606 | \$1,630 | \$1,651 | \$1,688 | \$1,730 | \$1,777 | \$1,880 | \$1,925 | \$2,062 |
| F1111-OA | \$1,442 | \$1,519 | \$1,569 | \$1,635 | \$1,692 | \$1,794 | \$1,910 | \$2,039 | \$2,321 | \$2,446 | \$2,823 |
| F0611-OA | \$1,658 | \$1,686 | \$1,704 | \$1,728 | \$1,749 | \$1,786 | \$1,828 | \$1,875 | \$1,978 | \$2,023 | \$2,160 |
| F1611-OA | \$1,540 | \$1,617 | \$1,667 | \$1,733 | \$1,790 | \$1,892 | \$2,008 | \$2,137 | \$2,419 | \$2,544 | \$2,921 |
| CA | \$255 | \$276 | \$290 | \$308 | \$323 | \$351 | \$383 | \$418 | \$495 | \$529 | \$632 |

| SERIES | FO | Patient Mesh | QS | \$ |
|---------------------------|---------|---|------------------------------|-------|
| | F1 | Patient Upholstered | | \$ |
| BACK STYLE | 1 | Highback 41" | | VAR |
| | 6 | Highback 44" | | VAR |
| LEG | 11 | Sled Metal | | - |
| ARM A27 | OA | Open Arm | | - |
| | CA | Closed Arm | | VAR |
| ARM CAP FINISH | TP | Taupe Polyurethane | | - |
| | GR | Grey Polyurethane | | - |
| | BK | Black Polyurethane | | - |
| | HRM | Hard Rock Maple Wood Cap | | \$130 |
| | RC | Rustic Cherry Wood Cap | | \$130 |
| | CP | Chocolate Pear Wood Cap | | \$130 |
| | BI | Corian Bisque | | \$195 |
| FRAME FINISH | SR | Corian Silverite | | \$295 |
| | BM | Bronze Matte | | - |
| | SVR | Silver | | - |
| | MG | Metallic Gunmetal | | \$42 |
| BACK MESH (If Applicable) | M2 | M2 Mesh | | \$28 |
| | M3 | M3 Mesh | | - |
| | DC | 2" Cleanout | | \$105 |
| | OPTIONS | MB | Moisture Barrier (Seat only) | |
| CL | | CAL TB133 (MESH) | | \$95 |
| CL | | CAL TB133 (UPH) | | \$110 |
| GB | | Ganging Kit (Set of 2) | | \$50 |
| FREIGHT OPTIONS | | KD | Knocked Down | |
| | BW | Blanket Wrapped - Fully Assembled (25 seat minimum) | | \$75 |
| FREIGHT REQUIREMENTS | AS | Allseating Standard | | - |
| | FQ | Special Freight Instructions (Call for Quote) | | VAR |
| | GD | Guaranteed Delivery Date and Time (Call for Quote) | | VAR |

TO ORDER SIMPLY FILL IN THE BLANKS

| | | | | | | | | | | | | | | | | | | | | |
|--------|---|------------|---|-----|---|-----|---|----------------|---|--------------|---|--|---|----------------|---|----------------------|--|---|--|---------------------------------|
| [] | - | [] | - | 11 | - | [] | - | [] | - | [] | - | [] | - | [] | - | [] | | | | |
| SERIES | | BACK STYLE | | LEG | | ARM | | ARM CAP FINISH | | FRAME FINISH | | BACK MESH - OPTIONS <small>For additional options separate with (-) hyphen.</small> | | FREIGHT OPTION | | FREIGHT REQUIREMENTS | | FABRIC CODE - SEAT <small>Please refer to allseating.com for fabric codes.</small> | | FABRIC CODE - BACK & CLOSED ARM |

INFO
PILLOWS
ASTUTE
ARTES
CHIROFORM
DONE
EIGHTY TWO
ENTAIL
EXCHANGE
FLUID
FOSTER
HALSA
INERTIA
JIF
L1
LEVO
MANTRA
MULTI
PRATA
PRESTO
RAINBOW
RAY
REQUEST
THERAPOD
TUCK
YOU
ZIP



FOSTER® ROCKER

DESIGN | ALLSEATING
GSA SIN | 339113

BASE PRICE | \$1,442 F1112-OA

Our highly supportive patient chair with a rocker base inspires a calming motion and relaxing effect. Features a steel frame construction, webbed seat suspension and sloped arms to enhance support.

Suggested Applications:
Exam Rooms, Patient Rooms, Resident Rooms.

FEATURES

- Clean Out Areas
- 16 Gauge Tubular Steel Frame
- Steel Seat Frame
- High Density Seat Foam
- Latex, lead and mercury free
- Flex Back
- Active Seat Suspension
- Clear polyurethane rail guard
- Arm caps designed for easy ingress and egress

DIMENSIONS

- OVERALL: 41"H | 26"W | 30"D
- Seat: 18"H | 21"W | 19"D
- Back: 22.5"H | 30"W
- Arm: 25.9"H
- For 44" version, add 3" to back height and overall height
- COM Seat: 1 yards
- COM Back: 1.75 yards
- COM Closed Arm: 0.75 yards

PRODUCT WEIGHT

- 94 lbs. | 107 lbs. with Closed Arms.

NOTES

- Ships knocked down.
- Warranted for users up to 500 lbs/unit.
- When graded in combination upholstery is selected, use the highest grade upholstery selected. Please provide the fabrics specified and a description of where each fabric is to be applied on the product.
- Minimum order quantities apply to Quick Ship program, contact Sales Support for details.

| Code | Grade 1 | Grade 2/ COM | Grade 3 | Grade 4/ COL | Grade 5 | Grade 6 | Grade 7 | Grade 8 | Leather 1 | Leather 2 | Leather 3 |
|----------|---------|-----------------|---------|-----------------|---------|---------|---------|---------|-----------|-----------|-----------|
| F0112-OA | \$1,560 | \$1,588 | \$1,606 | \$1,630 | \$1,651 | \$1,688 | \$1,730 | \$1,777 | \$1,880 | \$1,925 | \$2,062 |
| F1112-OA | \$1,442 | \$1,519 | \$1,569 | \$1,635 | \$1,692 | \$1,794 | \$1,910 | \$2,039 | \$2,321 | \$2,446 | \$2,823 |
| F0612-OA | \$1,658 | \$1,686 | \$1,704 | \$1,728 | \$1,749 | \$1,786 | \$1,828 | \$1,875 | \$1,978 | \$2,023 | \$2,160 |
| F1612-OA | \$1,540 | \$1,617 | \$1,667 | \$1,733 | \$1,790 | \$1,892 | \$2,008 | \$2,137 | \$2,419 | \$2,544 | \$2,921 |
| CA | \$255 | \$276 | \$290 | \$308 | \$323 | \$351 | \$383 | \$418 | \$495 | \$529 | \$632 |

| SERIES | FO | Patient Mesh | QS | \$ |
|----------------------|---------------------------|---|-------------|-------|
| | F1 | Patient Upholstered | | \$ |
| BACK STYLE | 1 | Highback 41" | | VAR |
| | 6 | Highback 44" | | VAR |
| LEG | 12 | Rocker Metal | | - |
| ARM | OA | Open Arm | | - |
| | CA | Closed Arm | | VAR |
| ARM CAP FINISH | TP | Taupe Polyurethane | | - |
| | GR | Grey Polyurethane | | - |
| | BK | Black Polyurethane | | - |
| | HRM | Hard Rock Maple Wood Cap | | \$30 |
| | RC | Rustic Cherry Wood Cap | | \$130 |
| | CP | Chocolate Pear Wood Cap | | \$130 |
| | BI | Corian Bisque | | \$195 |
| FRAME FINISH | SR | Corian Silverite | | \$295 |
| | BM | Bronze Matte | | - |
| | SVR | Silver | | - |
| | MG | Metallic Gunmetal | | \$42 |
| | BACK MESH (If Applicable) | M2 | M2 Mesh | |
| M3 | | M3 Mesh | | - |
| OPTIONS | | DC | 2" Cleanout | |
| | MB | Moisture Barrier (Seat only) | | \$90 |
| | CL | CAL TB133 (MESH) | | \$95 |
| | CL | CAL TB133 (UPH) | | \$110 |
| FREIGHT OPTIONS | KD | Knocked Down | | - |
| | BW | Blanket Wrapped - Fully Assembled (25 seat minimum) | | \$75 |
| FREIGHT REQUIREMENTS | AS | Allseating Standard | | - |
| | FQ | Special Freight Instructions (Call for Quote) | | VAR |
| | GD | Guaranteed Delivery Date and Time (Call for Quote) | | VAR |

TO ORDER SIMPLY FILL IN THE BLANKS

| | | | | | | | | | | | | | | | | | | | | |
|----------------------|---|----------------------|---|-----|---|----------------------|---|----------------------|---|----------------------|---|--|---|----------------------|---|----------------------|--|---|--|---------------------------------|
| <input type="text"/> | - | <input type="text"/> | - | 12 | - | <input type="text"/> | - | <input type="text"/> | - | <input type="text"/> | - | <input type="text"/> | - | <input type="text"/> | - | <input type="text"/> | | | | |
| SERIES | | BACK STYLE | | LEG | | ARM | | ARM CAP FINISH | | FRAME FINISH | | BACK MESH - OPTIONS <small>For additional options separate with (-) hyphen.</small> | | FREIGHT OPTION | | FREIGHT REQUIREMENTS | | FABRIC CODE - SEAT <small>Please refer to allseating.com for fabric codes.</small> | | FABRIC CODE - BACK & CLOSED ARM |

INFO
PILLOWS
ASTUTE
ARTES
CHIROFORM
DONE
EIGHTY TWO
ENTAIL
EXCHANGE
FLUID
FOSTER
HALSA
INERTIA
JIF
L1
LEVO
MANTRA
MULTI
PRATA
PRESTO
RAINBOW
RAY
REQUEST
THERAPOD
TUCK
YOU
ZIP



FOSTER® HIP CHAIR

DESIGN | ALLSEATING
GSA SIN | 339113H

| BASE PRICE \$1,442 | | Description: Our highly supportive patient chair at an easy-access height to minimize risk of injury. Features a steel frame construction, webbed seat suspension and sloped arms to enhance support. Comes with a lightweight, breathable mesh back option to enhance circulation. | | | | | | | | | |
|-----------------------------|---------|---|---------|-----------------|---------|---------|---------|---------|-----------|-----------|-----------|
| F1013-OA | | Suggested Applications: Exam Rooms, Patient Rooms, Resident Rooms. | | | | | | | | | |
| Code | Grade 1 | Grade 2/ COM | Grade 3 | Grade 4/ COL | Grade 5 | Grade 6 | Grade 7 | Grade 8 | Leather 1 | Leather 2 | Leather 3 |
| F0013-OA | \$1,560 | \$1,588 | \$1,606 | \$1,630 | \$1,651 | \$1,688 | \$1,730 | \$1,777 | \$1,880 | \$1,925 | \$2,062 |
| F1013-OA | \$1,442 | \$1,519 | \$1,569 | \$1,635 | \$1,692 | \$1,794 | \$1,910 | \$2,039 | \$2,321 | \$2,446 | \$2,823 |
| CA | \$255 | \$276 | \$290 | \$308 | \$323 | \$351 | \$383 | \$418 | \$495 | \$529 | \$632 |

FEATURES

- Clean Out Areas
- 16 Gauge Tubular Steel Frame
- Steel Seat Frame
- Latex, lead and mercury free
- Flex Back
- Active Seat Suspension
- Black non-marring polyethylene glides
- Non-slip surface on foot rail
- High Density Seat Foam
- Arm caps designed for easy ingress and egress

DIMENSIONS

- OVERALL: 41"H | 26"W | 24.75"D
- Seat: 24"H | 21"W | 19"D
- Back: 22.5"H | 30"W
- Arm: 32.3"H
- COM Full: 2.75yards
- COM Seat: 1 yards
- COM Back: 1.75 yards
- COM Closed Arm: 0.75 yards

PRODUCT WEIGHT

- 45 lbs. | 52 lbs. with Closed Arms.

| SERIES | FO | Patient Mesh | QS | \$ |
|----------------------------------|-----|---|----|-------|
| | F1 | Patient Upholstered | | \$ |
| BACK STYLE | 0 | Midback | | VAR |
| LEG | 13 | Hip Chair | | - |
| ARM | OA | Open Arm | | - |
| | CA | Closed Arm | | VAR |
| ARM CAP FINISH | TP | Taupe Polyurethane | | - |
| | GR | Grey Polyurethane | | - |
| | BK | Black Polyurethane | | - |
| | HRM | Hard Rock Maple Wood Cap | | \$130 |
| | RC | Rustic Cherry Wood Cap | | \$130 |
| | CP | Chocolate Pear Wood Cap | | \$130 |
| | BI | Corian Bisque | | \$195 |
| | SR | Corian Silverite | | \$295 |
| FRAME FINISH | BM | Bronze Matte | | - |
| | SVR | Silver | | - |
| | MG | Metallic Gunmetal | | \$42 |
| BACK MESH (If Applicable) | M2 | M2 Mesh | | \$28 |
| | M3 | M3 Mesh | | - |
| OPTIONS | DC | 2" Cleanout | | \$105 |
| | MB | Moisture Barrier (Seat only) | | \$90 |
| | CL | CAL TB133 (MESH) | | \$95 |
| | CL | CAL TB133 (UPH) | | \$110 |
| FREIGHT OPTIONS | KD | Knocked Down | | - |
| | BW | Blanket Wrapped - Fully Assembled (25 seat minimum) | | \$75 |
| FREIGHT REQUIREMENTS | AS | Allseating Standard | | - |
| | FQ | Special Freight Instructions (Call for Quote) | | VAR |
| | GD | Guaranteed Delivery Date and Time (Call for Quote) | | VAR |

NOTES

- Ships knocked down.
- 45 lbs. | 52 lbs. with Closed Arms.
- Warranted for users up to 500 lbs.
- When graded in combination upholstery is selected, use the highest grade upholstery selected. Please provide the fabrics specified and a description of where each fabric is to be applied on the product.
- This product meets the requirements set forth in ANSI/BIFMA HCF8.1.

TO ORDER SIMPLY FILL IN THE BLANKS

| | | | | | | | | | | |
|--------------------------------|---------------------------------|----------------------|----------------------|-----------------------|----------------------|--|-----------------------|-----------------------------|---|--|
| <input type="text" value="0"/> | <input type="text" value="13"/> | <input type="text"/> | <input type="text"/> | <input type="text"/> | <input type="text"/> | <input type="text"/> | <input type="text"/> | <input type="text"/> | <input type="text"/> | <input type="text"/> |
| SERIES | BACK STYLE | LEG | ARM | ARM CAP FINISH | FRAME FINISH | BACK MESH - OPTIONS For additional options separate with (-) hyphen. | FREIGHT OPTION | FREIGHT REQUIREMENTS | FABRIC CODE - SEAT Please refer to allseating.com for fabric codes. | FABRIC CODE - BACK & CLOSED ARM |

INFO
PILLOWS
ASTUTE
ARTLES
CHIROFORM
DONE
EIGHTY TWO
ENTAIL
EXCHANGE
FLUID
FOSTER
HALSA
INERTIA
JIF
L1
LEVO
MANTRA
MULTI
PRATA
PRESTO
RAINBOW
RAY
REQUEST
THERAPOD
TUCK
YOU
ZIP



FOSTER® GUEST

DESIGN | ALLSEATING
GSA SIN: 33721

BASE PRICE | \$1,113

F1010-OA

Description: No one likes to wait, but with its webbed seat suspension, and sturdy steel construction, Foster Guest seating makes waiting more comfortable.

Suggested Applications:
Lobbies, Dining Rooms, Exam Rooms, Resident Rooms.

| Code | Grade 1 | Grade 2/ COM | Grade 3 | Grade 4/ COL | Grade 5 | Grade 6 | Grade 7 | Grade 8 | Leather 1 | Leather 2 | Leather 3 |
|----------|---------|-----------------|---------|-----------------|---------|---------|---------|---------|-----------|-----------|-----------|
| F0010-OA | \$1,220 | \$1,248 | \$1,266 | \$1,290 | \$1,311 | \$1,348 | \$1,390 | \$1,437 | \$1,540 | \$1,585 | \$1,722 |
| F1010-OA | \$1,113 | \$1,183 | \$1,228 | \$1,288 | \$1,341 | \$1,433 | \$1,538 | \$1,656 | \$1,912 | \$2,026 | \$2,368 |
| CA | \$255 | \$276 | \$290 | \$308 | \$323 | \$351 | \$383 | \$418 | \$495 | \$529 | \$632 |

FEATURES

- Clean Out Areas
- 16 Gauge Tubular Steel Frame
- Steel Seat Frame
- High Density Seat Foam
- Latex, lead and mercury free
- Flex Back
- Active Seat Suspension
- Wallsaver Frame Design
- Optional Ganging Kit
- Black non-marring polyethylene glides
- Arm caps designed for easy ingress and egress

DIMENSIONS

- OVERALL: 35"H | 26"W | 24.75"D
- Seat: 18"H | 21"W | 19"D
- Back: 16"H | 21"W
- Arm: 26.25"H
- COM Full: 2.5yards
- COM Seat: 1 yards
- COM Back: 1.5 yards
- COM Closed Arm: 0.75 yards

PRODUCT WEIGHT

- 38 lbs. | 44 lbs. with Closed Arms.

NOTES

- Ships knocked down.
- Warranted for users up to 500 lbs.
- When graded in combination upholstery is selected, use the highest grade upholstery selected. Please provide the fabrics specified and a description of where each fabric is to be applied on the product.
- This product meets the requirements set forth in ANSI/BIFMA HCF8.1.
- Maximum order quantities apply to Quick Ship program, contact Sales Support for details.

| SERIES | FO | Guest Mesh | QS | \$ |
|---------------------------|-----|---|----|-------|
| | F1 | Guest Upholstered | • | VAR |
| BACK STYLE | 0 | Midback | • | VAR |
| LEG | 10 | Single | • | - |
| ARM | OA | Open Arm | • | - |
| | CA | Closed Arm | | VAR |
| ARM CAP FINISH | TP | Taupe Polyurethane | • | \$75 |
| | GR | Grey Polyurethane | • | \$75 |
| | BK | Black Polyurethane | • | \$75 |
| | HRM | Hard Rock Maple Wood Cap | • | \$130 |
| | RC | Rustic Cherry Wood Cap | • | \$130 |
| | CP | Chocolate Pear Wood Cap | • | \$130 |
| | BI | Corian Bisque | | \$195 |
| | SR | Corian Silverite | | \$295 |
| FRAME FINISH | BM | Bronze Matte | • | - |
| | SVR | Silver | • | - |
| | MG | Metallic Gunmetal | | \$42 |
| BACK MESH (If Applicable) | M2 | M2 Mesh (not all colors are QS) | • | \$28 |
| | M3 | M3 Mesh | • | - |
| OPTIONS | DC | 2" Cleanout | | \$105 |
| | MB | Moisture Barrier (Seat only) | | \$90 |
| | TL | Tablet Left Closed Arm Only | | \$720 |
| | TR | Tablet Right Closed Arm Only | | \$720 |
| | CL | CAL TB133 (MESH) | | \$95 |
| | CL | CAL TB133 (UPH) | | \$110 |
| | GB | Ganging Kit (Set of 2) | | \$50 |
| FREIGHT OPTIONS | KD | Knocked Down | • | - |
| | BW | Blanket Wrapped - Fully Assembled (25 seat minimum) | | \$75 |
| FREIGHT REQUIREMENTS | AS | Allseating Standard | | - |
| | FQ | Special Freight Instructions (Call for Quote) | | VAR |
| | GD | Guaranteed Delivery Date and Time (Call for Quote) | | VAR |

TO ORDER SIMPLY FILL IN THE BLANKS

| | | | | | | | | | | | | | | | | | | | | |
|-------------------------------|---|--------------------------------|---|---------------------------------|---|-------------------------------|---|-------------------------------|---|-------------------------------|---|---|---|-------------------------------|---|-------------------------------|--|--|--|---------------------------------|
| <input type="text" value=""/> | - | <input type="text" value="0"/> | - | <input type="text" value="10"/> | - | <input type="text" value=""/> | - | <input type="text" value=""/> | - | <input type="text" value=""/> | - | <input type="text" value=""/> | - | <input type="text" value=""/> | - | <input type="text" value=""/> | | | | |
| SERIES | | BACK STYLE | | LEG | | ARM | | ARM CAP FINISH | | FRAME FINISH | | BACK MESH - OPTIONS For additional options separate with (-) hyphen. | | FREIGHT OPTION | | FREIGHT REQUIREMENTS | | FABRIC CODE - SEAT Please refer to allseating.com for fabric codes. | | FABRIC CODE - BACK & CLOSED ARM |

NFO
PILLOWS
ASTUTE
ARTES
CHIROFORM
DONE
EIGHTY TWO
ENTAIL
EXCHANGE
FLUID
FOSTER
HALSA
INERTIA
JIF
L1
LEVO
MANTRA
MULTI
PRATA
PRESTO
RAINBOW
RAY
REQUEST
THERAPOD
TUCK
YOU
ZIP



FOSTER® GUEST WIDE

DESIGN | ALLSEATING
GSA SIN: 33721

BASE PRICE | \$1,125 F1210-OA

A wider version of our welcoming guest chair. Features a steel frame construction and webbed seat suspension to make waiting more comfortable. Measures 24" between the arms.

Suggested Applications:
Lobbies, Dining Rooms, Exam Rooms, Resident Rooms.

| Code | Grade 1 | Grade 2/ COM | Grade 3 | Grade 4/ COL | Grade 5 | Grade 6 | Grade 7 | Grade 8 | Leather 1 | Leather 2 | Leather 3 |
|----------|---------|-----------------|---------|-----------------|---------|---------|---------|---------|-----------|-----------|-----------|
| F0210-OA | \$1,235 | \$1,263 | \$1,281 | \$1,305 | \$1,326 | \$1,363 | \$1,405 | \$1,452 | \$1,555 | \$1,600 | \$1,737 |
| F1210-OA | \$1,125 | \$1,195 | \$1,240 | \$1,300 | \$1,353 | \$1,445 | \$1,550 | \$1,668 | \$1,924 | \$2,038 | \$2,380 |
| CA | \$255 | \$276 | \$290 | \$308 | \$323 | \$351 | \$383 | \$418 | \$495 | \$529 | \$632 |

FEATURES

- Clean Out Areas
- 16 Gauge Tubular Steel Frame
- Steel Seat Frame
- High Density Seat Foam
- Latex, lead and mercury free
- Flex Back
- Active Seat Suspension
- Wallsaver Frame Design
- Optional Ganging Kit
- Black non-marring polyethylene glides
- Arm caps designed for easy ingress and egress

DIMENSIONS

- OVERALL: 35"H | 29"W | 24.75"D
- Seat: 18"H | 24"W | 19"D
- Back: 16"H | 24"W
- Arm: 26.3"H
- COM Full: 2.5yards
- COM Seat: 1 yards
- COM Back: 1.5 yards
- COM Closed Arm: 0.75 yards

PRODUCT WEIGHT

- 40 lbs. | 46 lbs. with Closed Arms.

NOTES

- Ships knocked down.
- Warranted for users up to 500 lbs.
- When graded in combination upholstery is selected, use the highest grade upholstery selected. Please provide the fabrics specified and a description of where each fabric is to be applied on the product.
- This product meets the requirements set forth in ANSI/BIFMA HCF8.1.
- Maximum order quantities apply to Quick Ship program, contact Sales Support for details.

| SERIES | FO | Guest Mesh | QS | \$ |
|---------------------------|-----|---|----|-------|
| | F1 | Guest Upholstered | • | - |
| BACK STYLE | 2 | Midback Wide | • | VAR |
| LEG | 10 | Single | • | - |
| ARM | OA | Open Arm | • | - |
| | CA | Closed Arm | | VAR |
| ARM CAP FINISH | TP | Taupe Polyurethane | • | \$75 |
| | GR | Grey Polyurethane | • | \$75 |
| | BK | Black Polyurethane | • | \$75 |
| | HRM | Hard Rock Maple Wood Cap | • | \$130 |
| | RC | Rustic Cherry Wood Cap | • | \$130 |
| | CP | Chocolate Pear Wood Cap | • | \$130 |
| | BI | Corian Bisque | | \$195 |
| | SR | Corian Silverite | | \$295 |
| FRAME FINISH | BM | Bronze Matte | • | - |
| | SVR | Silver | • | - |
| | MG | Metallic Gunmetal | | \$42 |
| BACK MESH (If Applicable) | M2 | M2 Mesh (not all colors are QS) | • | \$28 |
| | M3 | M3 Mesh | • | - |
| OPTIONS | DC | 2" Cleanout | | \$105 |
| | MB | Moisture Barrier (Seat only) | | \$90 |
| | CL | CAL TB133 (MESH) | | \$95 |
| | CL | CAL TB133 (UPH) | | \$110 |
| | GB | Ganging Kit (Set of 2) | | \$50 |
| FREIGHT OPTIONS | KD | Knocked Down | • | - |
| | BW | Blanket Wrapped - Fully Assembled (25 seat minimum) | | \$75 |
| FREIGHT REQUIREMENTS | AS | Allseating Standard | | - |
| | FQ | Special Freight Instructions (Call for Quote) | | VAR |
| | GD | Guaranteed Delivery Date and Time (Call for Quote) | | VAR |

TO ORDER SIMPLY FILL IN THE BLANKS

| | | | | | | | | | | | | | | | | | | | |
|----------------------|---|--------------------------------|---|---------------------------------|---|----------------------|---|----------------------|---|----------------------|---|---|---|----------------------|---|----------------------|---|--|---------------------------------|
| <input type="text"/> | - | <input type="text" value="2"/> | - | <input type="text" value="10"/> | - | <input type="text"/> | - | <input type="text"/> | - | <input type="text"/> | - | <input type="text"/> | - | <input type="text"/> | - | <input type="text"/> | - | <input type="text"/> | |
| SERIES | | BACK STYLE | | LEG | | ARM | | ARM CAP FINISH | | FRAME FINISH | | BACK MESH - OPTIONS For additional options separate with (-) hyphen. | | FREIGHT OPTION | | FREIGHT REQUIREMENTS | | FABRIC CODE - SEAT Please refer to allseating.com for fabric codes. | FABRIC CODE - BACK & CLOSED ARM |

INFO
PILLOWS
ASTUTE
ARTLES
CHIROFORM
DONE
EIGHTY TWO
ENTAIL
EXCHANGE
FLUID
FOSTER
HALSA
INERTIA
JIF
L1
LEVO
MANTRA
MULTI
PRATA
PRESTO
RAINBOW
RAY
REQUIRE
THERAPOD
TUCK
YOU
ZIP



FOSTER® GUEST PLUS

DESIGN | ALLSEATING
GSA SIN: 33721

BASE PRICE | \$1,280 F1410-OA

A plus version of our welcoming guest chair with a breathable mesh back option. Features a steel frame construction and webbed seat suspension to make waiting more comfortable. 30" between the arms.
Suggested Applications: Waiting Areas, Dining Room, Exam Rooms, Patient Rooms, Guest Seating, Resident Rooms.

| Code | Grade 1 | Grade 2/COM | Grade 3 | Grade 4/COL | Grade 5 | Grade 6 | Grade 7 | Grade 8 | Leather 1 | Leather 2 | Leather 3 |
|----------|---------|-------------|---------|-------------|---------|---------|---------|---------|-----------|-----------|-----------|
| F0410-OA | \$1,390 | \$1,418 | \$1,436 | \$1,460 | \$1,481 | \$1,518 | \$1,560 | \$1,607 | \$1,710 | \$1,755 | \$1,892 |
| F1410-OA | \$1,280 | \$1,350 | \$1,395 | \$1,455 | \$1,508 | \$1,600 | \$1,705 | \$1,823 | \$2,079 | \$2,193 | \$2,535 |
| CA | \$255 | \$276 | \$290 | \$308 | \$323 | \$351 | \$383 | \$418 | \$495 | \$529 | \$632 |

FEATURES

- Clean Out Areas
- 16 Gauge Tubular Steel Frame
- Steel Seat Frame
- High Density Seat Foam
- Latex, lead and mercury free
- Flex Back
- Active Seat Suspension
- Wallsaver Frame Design
- Optional Ganging Kit
- Black non-marring polyethylene glides
- Arm caps designed for easy ingress and egress

DIMENSIONS

- OVERALL: 35"H | 29"W | 24.75"D
- Seat: 18"H | 30"W | 19"D
- Back: 17"H | 29"W
- Arm: 26.25"H
- COM Full: 2.5yards
- COM Seat: 1 yard
- COM Back: 1.5 yards
- COM Closed Arm: 0.75 yard

PRODUCT WEIGHT

- 44 lbs. | 50 lbs. with Closed Arms.

NOTES

- Ships knocked down.
- Warranted for users up to 750 lbs.
- When graded in combination upholstery is selected, use the highest grade upholstery selected. Please provide the fabrics specified and a description of where each fabric is to be applied on the product.
- This product meets the requirements set forth in ANSI/BIFMA HCF8.1.
- Maximum order quantities apply to Quick Ship program, contact Sales Support for details.

| SERIES | FO | Guest Mesh | QS | \$ |
|---------------------------|-----|---|----|-------|
| | F1 | Guest Upholstered | • | - |
| BACK STYLE | 4 | Midback Plus | • | VAR |
| LEG | 10 | Single | • | - |
| ARM | OA | Open Arm | • | - |
| | CA | Closed Arm | | VAR |
| ARM CAP FINISH | TP | Taupe Polyurethane | • | \$75 |
| | GR | Grey Polyurethane | • | \$75 |
| | BK | Black Polyurethane | • | \$75 |
| | HRM | Hard Rock Maple Wood Cap | • | \$130 |
| | RC | Rustic Cherry Wood Cap | • | \$130 |
| | CP | Chocolate Pear Wood Cap | • | \$130 |
| | BI | Corian Bisque | | \$195 |
| | SR | Corian Silverite | | \$295 |
| FRAME FINISH | BM | Bronze Matte | • | - |
| | SVR | Silver | • | - |
| | MG | Metallic Gunmetal | | \$42 |
| BACK MESH (If Applicable) | M2 | M2 Mesh | • | \$28 |
| | M3 | M3 Mesh | • | - |
| OPTIONS | DC | 2" Cleanout | | \$105 |
| | MB | Moisture Barrier (Seat only) | | \$90 |
| | CL | CAL TB133 (MESH) | | \$95 |
| | CL | CAL TB133 (UPH) | | \$110 |
| | GB | Ganging Kit (Set of 2) | | \$50 |
| FREIGHT OPTIONS | KD | Knocked Down | • | - |
| | BW | Blanket Wrapped - Fully Assembled (25 seat minimum) | | \$75 |
| FREIGHT REQUIREMENTS | AS | Allseating Standard | | - |
| | FQ | Special Freight Instructions (Call for Quote) | | VAR |
| | GD | Guaranteed Delivery Date and Time (Call for Quote) | | VAR |

TO ORDER SIMPLY FILL IN THE BLANKS

| | | | | | | | | | | | | | | | | | | | |
|----------------------|---|--------------------------------|---|---------------------------------|---|----------------------|---|----------------------|---|----------------------|---|---|---|----------------------|---|----------------------|---|--|---------------------------------|
| <input type="text"/> | - | <input type="text" value="4"/> | - | <input type="text" value="10"/> | - | <input type="text"/> | - | <input type="text"/> | - | <input type="text"/> | - | <input type="text"/> | - | <input type="text"/> | - | <input type="text"/> | - | <input type="text"/> | |
| SERIES | | BACK STYLE | | LEG | | ARM | | ARM CAP FINISH | | FRAME FINISH | | BACK MESH - OPTIONS For additional options separate with (-) hyphen. | | FREIGHT OPTION | | FREIGHT REQUIREMENTS | | FABRIC CODE - SEAT Please refer to allseating.com for fabric codes. | FABRIC CODE - BACK & CLOSED ARM |

INFO
PILLOWS
ASTUTE
ARTLES
CHIROFORM
DONE
EIGHTY TWO
ENTAIL
EXCHANGE
FLUID
FOSTER
HALSA
INERTIA
JIF
L1
LEVO
MANTRA
MULTI
PRATA
PRESTO
RAINBOW
RAY
REQUEST
THERAPOD
TUCK
YOU
ZIP

FOSTER® GUEST DOUBLE

DESIGN | ALLSEATING
GSA SIN: 33721



BASE PRICE | \$1,805
F1020-OA

Our guest chair – but built for two. Features a steel frame construction, webbed seat suspension and sloped arms to make waiting more comfortable.
Suggested Applications: Lobbies, Resident Rooms.

| Code | Grade 1 | Grade 2/ COM | Grade 3 | Grade 4/ COL | Grade 5 | Grade 6 | Grade 7 | Grade 8 | Leather 1 | Leather 2 | Leather 3 |
|----------|---------|-----------------|---------|-----------------|---------|---------|---------|---------|-----------|-----------|-----------|
| F0020-OA | \$1,945 | \$1,994 | \$2,026 | \$2,068 | \$2,104 | \$2,169 | \$2,243 | \$2,325 | \$2,504 | \$2,584 | \$2,824 |
| F1020-OA | \$1,805 | \$1,896 | \$1,955 | \$2,033 | \$2,101 | \$2,221 | \$2,358 | \$2,510 | \$2,843 | \$2,991 | \$3,437 |
| CA | \$255 | \$276 | \$290 | \$308 | \$323 | \$351 | \$383 | \$418 | \$495 | \$529 | \$632 |

FEATURES

- Clean Out Areas
- 16 Gauge Tubular Steel Frame
- Steel Seat Frame
- High Density Seat Foam
- Latex, lead and mercury free
- Flex Back
- Active Seat Suspension
- Wallsaver Frame Design
- Black non-marring polyethylene glides
- Arm caps designed for easy ingress and egress

DIMENSIONS

- OVERALL: 35"H | 47.5"W | 25"D
- Seat: 18"H | 21"W (Per Seat) | 19"D
- Back: 17"H | 23.5"W (Per Seat)
- Arm: 26.3"H
- COM Full: 2.75yards
- COM Seat: 1yard
- COM Back: 1.75 yards
- COM Closed Arm: 0.75 yards

PRODUCT WEIGHT

- 61 lbs. | 67 lbs. with Closed Arms.

NOTES

- Ships knocked down.
- Warranted for users up to 500 lbs/ per seat
- When graded in combination upholstery is selected, use the highest grade upholstery selected. Please provide the fabrics specified and a description of where each fabric is to be applied on the product.
- This product meets the requirements set forth in ANSI/BIFMA HCF8.1.
- Maximum order quantities apply to Quick Ship program, contact Sales Support for details.

| SERIES | FO | Mesh | QS | \$ |
|----------------------------------|-----|---|----|-------|
| | F1 | Upholstered | • | - |
| BACK STYLE | 0 | Midback | • | VAR |
| LEG | 20 | Double | • | - |
| ARM | OA | Open Arm | • | - |
| | CA | Closed Arm | | VAR |
| ARM CAP FINISH | TP | Taupe Polyurethane | • | \$75 |
| | GR | Grey Polyurethane | • | \$75 |
| | BK | Black Polyurethane | • | \$75 |
| | HRM | Hard Rock Maple Wood Cap | • | \$130 |
| | RC | Rustic Cherry Wood Cap | • | \$130 |
| | CP | Chocolate Pear Wood Cap | • | \$130 |
| | BI | Corian Bisque | | \$195 |
| | SR | Corian Silverite | | \$295 |
| FRAME FINISH | BM | Bronze Matte | • | - |
| | SVR | Silver | • | - |
| | MG | Metallic Gunmetal | | \$42 |
| BACK MESH (If Applicable) | M2 | M2 Mesh | • | \$56 |
| | M3 | M3 Mesh | • | - |
| OPTIONS | MB | Moisture Barrier (Seat only) | | \$180 |
| | CL | CAL TB133 (MESH) | | \$190 |
| | CL | CAL TB133 (UPH) | | \$220 |
| FREIGHT OPTIONS | KD | Knocked Down | • | - |
| | BW | Blanket Wrapped - Fully Assembled (25 seat minimum) | | \$150 |
| FREIGHT REQUIREMENTS | AS | Allseating Standard | | - |
| | FQ | Special Freight Instructions (Call for Quote) | | VAR |
| | GD | Guaranteed Delivery Date and Time (Call for Quote) | | VAR |


TO ORDER SIMPLY FILL IN THE BLANKS

| | | | | | | | | | | | | | | | | | | | | |
|----------------------|---|--------------------------------|---|---------------------------------|---|----------------------|---|-----------------------|---|----------------------|---|--|---|-----------------------|---|-----------------------------|--|---|--|--|
| <input type="text"/> | - | <input type="text" value="0"/> | - | <input type="text" value="20"/> | - | <input type="text"/> | - | <input type="text"/> | - | <input type="text"/> | - | <input type="text"/> | - | <input type="text"/> | - | <input type="text"/> | | | | |
| SERIES | | BACK STYLE | | LEG | | ARM | | ARM CAP FINISH | | FRAME FINISH | | BACK MESH - OPTIONS For additional options separate with (-) hyphen. | | FREIGHT OPTION | | FREIGHT REQUIREMENTS | | FABRIC CODE - SEAT Please refer to allseating.com for fabric codes. | | FABRIC CODE - BACK & CLOSED ARM |

INFO
PILLOWS
ASTUTE
ARTLES
CHIROFORM
DOME
EIGHTY TWO
ENTAIL
EXCHANGE
FLUID
FOSTER
HALSA
INERTIA
JIF
L1
LEVO
MANTRA
MULTI
PRATA
PRESTO
RAINBOW
RAY
REQUEST
THERAPOD
TUCK
YOU
ZIP

FOSTER® GUEST DOUBLE HALF ARM

DESIGN | ALLSEATING
GSA SIN: 33721



BASE PRICE | \$1,955
F1021-OA

Our guest chair – but built for two. Features a steel frame construction, webbed seat suspension and sloped arms to make waiting more comfortable.

Suggested Applications: Lobbies, Resident Rooms.

FEATURES

- Clean Out Areas
- 16 Gauge Tubular Steel Frame
- Steel Seat Frame
- High Density Seat Foam
- Latex, lead and mercury free
- Flex Back
- Active Seat Suspension
- Wallsaver Frame Design
- Black non-marring polyethylene glides
- Arm caps designed for easy ingress and egress

DIMENSIONS

- OVERALL: 35"H | 49"W | 25"D
- Seat: 18"H | 21"W (Per Seat) | 19"D
- Back: 17"H | 24.5"W (Per Seat)
- Arm: 26.3"H
- COM Full: 2.75yards
- COM Seat: 1 yard
- COM Back: 1.75 yards
- COM Closed Arm: 0.75 yards

PRODUCT WEIGHT

- 66 lbs. | 76 lbs. with Closed Arms.

NOTES

- Ships knocked down.
- Warranted for users up to 500 lbs/ per seat
- When graded in combination upholstery is selected, use the highest grade upholstery selected. Please provide the fabrics specified and a description of where each fabric is to be applied on the product.
- This product meets the requirements set forth in ANSI/BIFMA HCF8.1.
- Maximum order quantities apply to Quick Ship program, contact Sales Support for details.

| Code | Grade 1 | Grade 2/ COM | Grade 3 | Grade 4/ COL | Grade 5 | Grade 6 | Grade 7 | Grade 8 | Leather 1 | Leather 2 | Leather 3 |
|----------|---------|--------------|---------|--------------|---------|---------|---------|---------|-----------|-----------|-----------|
| F0021-OA | \$2,095 | \$2,144 | \$2,176 | \$2,218 | \$2,254 | \$2,319 | \$2,393 | \$2,475 | \$2,654 | \$2,734 | \$2,974 |
| F1021-OA | \$1,955 | \$2,046 | \$2,105 | \$2,183 | \$2,251 | \$2,371 | \$2,508 | \$2,660 | \$2,993 | \$3,141 | \$3,587 |
| CA | \$275 | \$310 | \$333 | \$363 | \$389 | \$435 | \$488 | \$546 | \$674 | \$731 | \$903 |

| SERIES | FO | Mesh | QS | \$ |
|----------------------------------|-----|---|----|-------|
| | F1 | Upholstered | • | - |
| BACK STYLE | 0 | Midback | • | VAR |
| LEG | 21 | Double with Half Arms | • | - |
| ARM | OA | Open Arm | • | - |
| | CA | Closed Arm | | VAR |
| ARM CAP FINISH | TP | Taupe Polyurethane | • | \$112 |
| | GR | Grey Polyurethane | • | \$112 |
| | BK | Black Polyurethane | • | \$112 |
| | HRM | Hard Rock Maple Wood Cap | • | \$195 |
| | RC | Rustic Cherry Wood Cap | • | \$195 |
| | CP | Chocolate Pear Wood Cap | • | \$195 |
| | BI | Corian Bisque | | \$295 |
| | SR | Corian Silverite | | \$445 |
| FRAME FINISH | BM | Bronze Matte | • | - |
| | SVR | Silver | • | - |
| | MG | Metallic Gunmetal | | \$42 |
| BACK MESH (If Applicable) | M2 | M2 Mesh | • | \$56 |
| | M3 | M3 Mesh | • | - |
| OPTIONS | MB | Moisture Barrier (Seat only) | | \$180 |
| | CL | CAL TB133 (MESH) | | \$190 |
| | CL | CAL TB133 (UPH) | | \$220 |
| FREIGHT OPTIONS | KD | Knocked Down | • | - |
| | BW | Blanket Wrapped - Fully Assembled (25 seat minimum) | | \$150 |
| FREIGHT REQUIREMENTS | AS | Allseating Standard | | - |
| | FQ | Special Freight Instructions (Call for Quote) | | VAR |
| | GD | Guaranteed Delivery Date and Time (Call for Quote) | | VAR |

TO ORDER SIMPLY FILL IN THE BLANKS

| | | | | | | | | | | | | | | | | | | | | |
|----------------------|---|--------------------------------|---|---------------------------------|---|----------------------|---|-----------------------|---|----------------------|---|---|---|-----------------------|---|-----------------------------|--|--|--|--|
| <input type="text"/> | - | <input type="text" value="0"/> | - | <input type="text" value="21"/> | - | <input type="text"/> | - | <input type="text"/> | - | <input type="text"/> | - | <input type="text"/> | - | <input type="text"/> | - | <input type="text"/> | | | | |
| SERIES | | BACK STYLE | | LEG | | ARM | | ARM CAP FINISH | | FRAME FINISH | | BACK MESH - OPTIONS <small>For additional options separate with (-) hyphen.</small> | | FREIGHT OPTION | | FREIGHT REQUIREMENTS | | FABRIC CODE - SEAT <small>Please refer to allseating.com for fabric codes.</small> | | FABRIC CODE - BACK & CLOSED ARM |



FOSTER® GUEST DOUBLE FULL ARM

DESIGN | ALLSEATING
GSA SIN: 33721

BASE PRICE | \$1,910
F1022-OA

Our guest chair – but built for two. Features a steel frame construction, webbed seat suspension and sloped arms to make waiting more comfortable.

Suggested Applications: Lobbies, Resident Rooms.

FEATURES

- Clean Out Areas
- 16 Gauge Tubular Steel Frame
- Steel Seat Frame
- High Density Seat Foam
- Latex, lead and mercury free
- Flex Back
- Active Seat Suspension
- Wallsaver Frame Design
- Black non-marring polyethylene glides
- Arm caps designed for easy ingress and egress

DIMENSIONS

- OVERALL: 35"H | 49"W | 25"D
- Seat: 18"H | 21"W (Per Seat) | 19"D
- Back: 17"H | 24.5"W (Per Seat)
- Arm: 26.3"H
- COM Full: 2.75yards
- COM Seat: 1 yards
- COM Back: 1.75 yards
- COM Closed Arm: 0.75 yards

PRODUCT WEIGHT

- 68 lbs. | 78 lbs. with Closed Arms.

NOTES

- Ships knocked down.
- Warranted for users up to 500 lbs/ per seat
- When graded in combination upholstery is selected, use the highest grade upholstery selected. Please provide the fabrics specified and a description of where each fabric is to be applied on the product.
- This product meets the requirements set forth in ANSI/BIFMA HCF8.1.
- Maximum order quantities apply to Quick Ship program, contact Sales Support for details.

| Code | Grade 1 | Grade 2/ COM | Grade 3 | Grade 4/ COL | Grade 5 | Grade 6 | Grade 7 | Grade 8 | Leather 1 | Leather 2 | Leather 3 |
|----------|---------|--------------|---------|--------------|---------|---------|---------|---------|-----------|-----------|-----------|
| F0022-OA | \$2,050 | \$2,099 | \$2,131 | \$2,173 | \$2,209 | \$2,274 | \$2,348 | \$2,430 | \$2,609 | \$2,689 | \$2,929 |
| F1022-OA | \$1,910 | \$2,001 | \$2,060 | \$2,138 | \$2,206 | \$2,326 | \$2,463 | \$2,615 | \$2,948 | \$3,096 | \$3,542 |
| CA | \$275 | \$310 | \$333 | \$363 | \$389 | \$435 | \$488 | \$546 | \$674 | \$731 | \$903 |

| SERIES | FO | Mesh | QS | \$ |
|---------------------------|-----|---|----|-------|
| | F1 | Upholstered | • | - |
| BACK STYLE | 0 | Midback | • | VAR |
| LEG | 22 | Double with Full Arms | • | - |
| ARM | OA | Open Arm | • | - |
| | CA | Closed Arm | | VAR |
| ARM CAP FINISH | TP | Taupe Polyurethane | • | \$112 |
| | GR | Grey Polyurethane | • | \$112 |
| | BK | Black Polyurethane | • | \$112 |
| | HRM | Hard Rock Maple Wood Cap | • | \$195 |
| | RC | Rustic Cherry Wood Cap | • | \$195 |
| | CP | Chocolate Pear Wood Cap | • | \$195 |
| | BI | Corian Bisque | | \$295 |
| | SR | Corian Silverite | | \$445 |
| FRAME FINISH | BM | Bronze Matte | • | - |
| | SVR | Silver | • | - |
| | MG | Metallic Gunmetal | | \$42 |
| BACK MESH (If Applicable) | M2 | M2 Mesh (not all colors are QS) | • | \$56 |
| | M3 | M3 Mesh | • | - |
| OPTIONS | DC | 2" Cleanout | | \$210 |
| | MB | Moisture Barrier (Seat only) | | \$180 |
| | CL | CAL TB133 (MESH) | | \$190 |
| | CL | CAL TB133 (UPH) | | \$220 |
| | BW | Knocked Down | • | - |
| FREIGHT OPTIONS | KD | Blanket Wrapped - Fully Assembled (25 seat minimum) | | \$150 |
| | BW | Allseating Standard | | - |
| FREIGHT REQUIREMENTS | AS | Special Freight Instructions (Call for Quote) | | VAR |
| | FQ | Guaranteed Delivery Date and Time (Call for Quote) | | VAR |
| | GD | Guaranteed Delivery Date and Time (Call for Quote) | | VAR |

TO ORDER SIMPLY FILL IN THE BLANKS

| | | | | | | | | | | |
|-------------------------------|--------------------------------|---------------------------------|-------------------------------|-------------------------------|-------------------------------|--|-------------------------------|-------------------------------|---|---------------------------------|
| <input type="text" value=""/> | <input type="text" value="0"/> | <input type="text" value="22"/> | <input type="text" value=""/> | <input type="text" value=""/> | <input type="text" value=""/> | <input type="text" value=""/> | <input type="text" value=""/> | <input type="text" value=""/> | <input type="text" value=""/> | <input type="text" value=""/> |
| SERIES | BACK STYLE | LEG | ARM | ARM CAP FINISH | FRAME FINISH | BACK MESH - OPTIONS <small>For additional options separate with (-) hyphen.</small> | FREIGHT OPTION | FREIGHT REQUIREMENTS | FABRIC CODE - SEAT <small>Please refer to allseating.com for fabric codes.</small> | FABRIC CODE - BACK & CLOSED ARM |

INFO
PILLOWS
ASTUTE
ATLES
CHIROFORM
DONE
EIGHTY TWO
ENTAIL
EXCHANGE
FLUID
FOSTER
HALSA
INERTIA
JIF
L1
LEVO
MANTRA
MULTI
PRATA
PRESTO
RAINBOW
RAY
REQUEST
THERAPOD
TUCK
YOU
ZIP

FOSTER® GUEST TRIPLE

DESIGN | ALLSEATING
GSA SIN: 33721



BASE PRICE | \$2,298
F1030-OA

Our guest chair – but built for three. Features a steel frame construction, webbed seat suspension and sloped half-height arms to make waiting more comfortable.

Suggested Applications: Waiting Areas, Dining Room, Exam Rooms, Patient Rooms, Guest Seating, Resident Rooms.

| Code | Grade 1 | Grade 2/ COM | Grade 3 | Grade 4/ COL | Grade 5 | Grade 6 | Grade 7 | Grade 8 | Leather 1 | Leather 2 | Leather 3 |
|----------|---------|--------------|---------|--------------|---------|---------|---------|---------|-----------|-----------|-----------|
| F0030-OA | \$2,506 | \$2,562 | \$2,598 | \$2,646 | \$2,688 | \$2,762 | \$2,846 | \$2,940 | \$3,145 | \$3,236 | \$3,510 |
| F1030-OA | \$2,298 | \$2,438 | \$2,528 | \$2,648 | \$2,753 | \$2,938 | \$3,148 | \$3,383 | \$3,896 | \$4,123 | \$4,808 |
| CA | \$255 | \$276 | \$290 | \$308 | \$323 | \$351 | \$383 | \$418 | \$495 | \$529 | \$632 |

FEATURES

- Clean Out Areas
- 16 Gauge Tubular Steel Frame
- Steel Seat Frame
- High Density Seat Foam
- Latex, lead and mercury free
- Flex Back
- Active Seat Suspension
- Wallsaver Frame Design
- Black non-marring polyethylene glides
- Arm caps designed for easy ingress and egress

DIMENSIONS

- OVERALL: 35"H | 69"W | 25"D
- Seat: 18"H | 21"W (Per Seat) | 19"D
- Back: 17"H | 23"W (Per Seat)
- Arm: 26.3"H
- COM Full: 2.75yards
- COM Seat: 1 yards
- COM Back: 1.75 yards
- COM Closed Arm: 0.75 yards

PRODUCT WEIGHT

- 84 lbs. | 90 lbs. with Closed Arms.

NOTES

- Ships knocked down.
- Warranted for users up to 500 lbs/ per seat
- When graded in combination upholstery is selected, use the highest grade upholstery selected. Please provide the fabrics specified and a description of where each fabric is to be applied on the product.
- This product meets the requirements set forth in ANSI/BIFMA HCF8.1.
- Maximum order quantities apply to Quick Ship program, contact Sales Support for details.

| SERIES | FO | Mesh | QS | \$ |
|----------------------------------|-----|---|----|-------|
| | F1 | Upholstered | • | - |
| BACK STYLE | 0 | Midback | • | VAR |
| LEG | 30 | Triple | • | - |
| ARM | OA | Open Arm | • | - |
| | CA | Closed Arm | | VAR |
| ARM CAP FINISH | TP | Taupe Polyurethane | • | \$75 |
| | GR | Grey Polyurethane | • | \$75 |
| | BK | Black Polyurethane | • | \$75 |
| | HRM | Hard Rock Maple Wood Cap | • | \$130 |
| | RC | Rustic Cherry Wood Cap | • | \$130 |
| | CP | Chocolate Pear Wood Cap | • | \$130 |
| | BI | Corian Bisque | | \$195 |
| | SR | Corian Silverite | | \$295 |
| FRAME FINISH | BM | Bronze Matte | • | - |
| | SVR | Silver | • | - |
| | MG | Metallic Gunmetal | | \$42 |
| BACK MESH (If Applicable) | M2 | M2 Mesh | • | \$84 |
| | M3 | M3 Mesh | • | - |
| OPTIONS | MB | Moisture Barrier (Seat only) | | \$270 |
| | CL | CAL TB133 (MESH) | | \$285 |
| | CL | CAL TB133 (UPH) | | \$330 |
| FREIGHT OPTIONS | KD | Knocked Down | • | - |
| | BW | Blanket Wrapped - Fully Assembled (25 seat minimum) | | \$225 |
| FREIGHT REQUIREMENTS | AS | Allseating Standard | | - |
| | FQ | Special Freight Instructions (Call for Quote) | | VAR |
| | GD | Guaranteed Delivery Date and Time (Call for Quote) | | VAR |

TO ORDER SIMPLY FILL IN THE BLANKS

| | | | | | | | | | | |
|-------------------------------|--------------------------------|---------------------------------|-------------------------------|-------------------------------|-------------------------------|---|-------------------------------|-------------------------------|--|--|
| <input type="text" value=""/> | <input type="text" value="0"/> | <input type="text" value="30"/> | <input type="text" value=""/> | <input type="text" value=""/> | <input type="text" value=""/> | <input type="text" value=""/> | <input type="text" value=""/> | <input type="text" value=""/> | <input type="text" value=""/> | <input type="text" value=""/> |
| SERIES | BACK STYLE | LEG | ARM | ARM CAP FINISH | FRAME FINISH | BACK MESH - OPTIONS <small>For additional options separate with (-) hyphen.</small> | FREIGHT OPTION | FREIGHT REQUIREMENTS | FABRIC CODE - SEAT <small>Please refer to allseating.com for fabric codes.</small> | FABRIC CODE - BACK & CLOSED ARM |

INFO
PILLOWS
ASTUTE
ARTLES
CHIROFORM
DONE
EIGHTY TWO
ENTAIL
EXCHANGE
FLUID
FOSTER
HALSA
INERTIA
JIF
L1
LEVO
MANTRA
MULTI
PRATA
PRESTO
RAINBOW
RAY
REQUEST
THERAPOD
TUCK
YOU
ZIP

FOSTER® GUEST TRIPLE HALF ARM

DESIGN | ALLSEATING
GSA SIN: 33721



BASE PRICE | \$2,505
F1031-OA

Our guest chair – but built for three. Features a steel frame construction, webbed seat suspension and sloped half-height arms to make waiting more comfortable.

Suggested Applications: Lobbies, Resident Rooms.

| Code | Grade 1 | Grade 2/ COM | Grade 3 | Grade 4/ COL | Grade 5 | Grade 6 | Grade 7 | Grade 8 | Leather 1 | Leather 2 | Leather 3 |
|----------|---------|-----------------|---------|-----------------|---------|---------|---------|---------|-----------|-----------|-----------|
| F0031-OA | \$2,710 | \$2,766 | \$2,802 | \$2,850 | \$2,892 | \$2,966 | \$3,050 | \$3,144 | \$3,349 | \$3,440 | \$3,714 |
| F1031-OA | \$2,505 | \$2,645 | \$2,735 | \$2,855 | \$2,960 | \$3,145 | \$3,355 | \$3,590 | \$4,103 | \$4,330 | \$5,015 |
| CA | \$508 | \$543 | \$566 | \$596 | \$622 | \$668 | \$721 | \$779 | \$907 | \$964 | \$1,136 |

FEATURES

- Clean Out Areas
- 16 Gauge Tubular Steel Frame
- Steel Seat Frame
- High Density Seat Foam
- Latex, lead and mercury free
- Flex Back
- Active Seat Suspension
- Wallsaver Frame Design
- Black non-marring polyethylene glides
- Arm caps designed for easy ingress and egress

DIMENSIONS

- OVERALL: 35"H | 72"W | 25"D
- Seat: 18"H | 21"W (Per Seat) | 19"D
- Back: 17"H | 24"W (Per Seat)
- Arm: 26.3"H
- COM Full: 2.75yards
- COM Seat: 1 yard
- COM Back: 1.75 yards
- COM Closed Arm: 0.75 yard

PRODUCT WEIGHT

- 94 lbs. | 107 lbs. with Closed Arms.

NOTES

- Ships knocked down.
- Warranted for users up to 500 lbs/ per seat
- When graded in combination upholstery is selected, use the highest grade upholstery selected. Please provide the fabrics specified and a description of where each fabric is to be applied on the product.
- This product meets the requirements set forth in ANSI/BIFMA HCF8.1.
- Maximum order quantities apply to Quick Ship program, contact Sales Support for details.

| SERIES | FO | Mesh | QS | \$ |
|----------------------------------|-----|---|----|-------|
| | F1 | Upholstered | • | - |
| BACK STYLE | 0 | Midback | • | VAR |
| LEG | 31 | Triple with Half Arm | • | - |
| ARM | OA | Open Arm | • | - |
| | CA | Closed Arm | | VAR |
| ARM CAP FINISH | TP | Taupe Polyurethane | • | \$150 |
| | GR | Grey Polyurethane | • | \$150 |
| | BK | Black Polyurethane | • | \$150 |
| | HRM | Hard Rock Maple Wood Cap | • | \$260 |
| | RC | Rustic Cherry Wood Cap | • | \$260 |
| | CP | Chocolate Pear Wood Cap | • | \$260 |
| | BI | Corian Bisque | | \$390 |
| | SR | Corian Silverite | | \$590 |
| FRAME FINISH | BM | Bronze Matte | • | - |
| | SVR | Silver | • | - |
| | MG | Metallic Gunmetal | | \$42 |
| BACK MESH (If Applicable) | M2 | M2 Mesh | • | \$84 |
| | M3 | M3 Mesh | • | - |
| OPTIONS | MB | Moisture Barrier (Seat only) | | \$270 |
| | CL | CAL TB133 (MESH) | | \$285 |
| | CL | CAL TB133 (UPH) | | \$330 |
| FREIGHT OPTIONS | KD | Knocked Down | • | - |
| | BW | Blanket Wrapped - Fully Assembled (25 seat minimum) | | \$225 |
| FREIGHT REQUIREMENTS | AS | Allseating Standard | | - |
| | FQ | Special Freight Instructions (Call for Quote) | | VAR |
| | GD | Guaranteed Delivery Date and Time (Call for Quote) | | VAR |

TO ORDER SIMPLY FILL IN THE BLANKS

| | | | | | | | | | | | | | | | | | | | | |
|-------------------------------|---|--------------------------------|---|---------------------------------|---|-------------------------------|---|-------------------------------|---|-------------------------------|---|--|---|-------------------------------|---|-------------------------------|--|---|--|--|
| <input type="text" value=""/> | - | <input type="text" value="0"/> | - | <input type="text" value="31"/> | - | <input type="text" value=""/> | - | <input type="text" value=""/> | - | <input type="text" value=""/> | - | <input type="text" value=""/> | - | <input type="text" value=""/> | - | <input type="text" value=""/> | | | | |
| SERIES | | BACK STYLE | | LEG | | ARM | | ARM CAP FINISH | | FRAME FINISH | | BACK MESH - OPTIONS For additional options separate with (-) hyphen. | | FREIGHT OPTION | | FREIGHT REQUIREMENTS | | FABRIC CODE - SEAT Please refer to allseating.com for fabric codes. | | FABRIC CODE - BACK & CLOSED ARM |

INFO
PILLOWS
ASTUTE
ARTES
CHIROFORM
DONE
EIGHTY TWO
ENTAIL
EXCHANGE
FLUID
FOSTER
HALSA
INERTIA
JIF
L1
LEVO
MANTRA
MULTI
PRATA
PRESTO
RAINBOW
RAY
REQUEST
THERAPOD
TUCK
YOU
ZIP

FOSTER® GUEST TRIPLE FULL ARM

DESIGN | ALLSEATING
GSA SIN: 33721



BASE PRICE | \$2,580
F1032-OA

Our guest chair – but built for three. Features a steel frame construction, webbed seat suspension and sloped arms to make waiting more comfortable.

Suggested Applications: Lobbies, Resident Rooms.

FEATURES

- Clean Out Areas
- 16 Gauge Tubular Steel Frame
- Steel Seat Frame
- High Density Seat Foam
- Latex, lead and mercury free
- Flex Back
- Active Seat Suspension
- Wallsaver Frame Design
- Black non-marring polyethylene glides
- Arm caps designed for easy ingress and egress

DIMENSIONS

- OVERALL: 35"H | 72"W | 25"D
- Seat: 18"H | 21"W (Per Seat) | 19"D
- Back: 17"H | 24"W (Per Seat)
- Arm: 26.3"H
- COM Seat: 1 yard
- COM Back: 1.75 yard
- COM Closed Arm: 0.75 yards

PRODUCT WEIGHT

- 99 lbs. | 112 lbs. with Closed Arms.

NOTES

- Ships knocked down.
- Warranted for users up to 500 lbs
- When graded in combination upholstery is selected, use the highest grade upholstery selected. Please provide the fabrics specified and a description of where each fabric is to be applied on the product.
- This product meets the requirements set forth in ANSI/BIFMA HCF8.1.
- Maximum order quantities apply to Quick Ship program, contact Sales Support for details.

| Code | Grade 1 | Grade 2/ COM | Grade 3 | Grade 4/ COL | Grade 5 | Grade 6 | Grade 7 | Grade 8 | Leather 1 | Leather 2 | Leather 3 |
|----------|---------|-----------------|---------|-----------------|---------|---------|---------|---------|-----------|-----------|-----------|
| F0032-OA | \$2,790 | \$2,846 | \$2,882 | \$2,930 | \$2,972 | \$3,046 | \$3,130 | \$3,224 | \$3,429 | \$3,520 | \$3,794 |
| F1032-OA | \$2,580 | \$2,720 | \$2,810 | \$2,930 | \$3,035 | \$3,220 | \$3,430 | \$3,665 | \$4,178 | \$4,405 | \$5,090 |
| CA | \$508 | \$543 | \$566 | \$596 | \$622 | \$668 | \$721 | \$779 | \$907 | \$964 | \$1,136 |

| SERIES | FO | Mesh | QS | \$ |
|---------------------------|-----|---|----|-------|
| | F1 | Upholstered | • | - |
| BACK STYLE | 0 | Midback | • | VAR |
| LEG | 32 | Triple with Full Arm | • | - |
| ARM | OA | Open Arm | • | - |
| | CA | Closed Arm | | VAR |
| ARM CAP FINISH | TP | Taupe Polyurethane | • | \$150 |
| | GR | Grey Polyurethane | • | \$150 |
| | BK | Black Polyurethane | • | \$150 |
| | HRM | Hard Rock Maple Wood Cap | • | \$260 |
| | RC | Rustic Cherry Wood Cap | • | \$260 |
| | CP | Chocolate Pear Wood Cap | • | \$260 |
| | BI | Corian Bisque | | \$390 |
| | SR | Corian Silverite | | \$590 |
| FRAME FINISH | BM | Bronze Matte | • | - |
| | SVR | Silver | • | - |
| | MG | Metallic Gunmetal | | \$42 |
| BACK MESH (If Applicable) | M2 | M2 Mesh | • | \$84 |
| | M3 | M3 Mesh | • | - |
| OPTIONS | DC | 2" Cleanout | | \$315 |
| | MB | Moisture Barrier (Seat only) | | \$270 |
| | CL | CAL TB133 (MESH) | | \$285 |
| | CL | CAL TB133 (UPH) | | \$330 |
| FREIGHT OPTIONS | KD | Knocked Down | • | - |
| | BW | Blanket Wrapped - Fully Assembled (25 seat minimum) | | \$225 |
| FREIGHT REQUIREMENTS | AS | Allseating Standard | | - |
| | FQ | Special Freight Instructions (Call for Quote) | | VAR |
| | GD | Guaranteed Delivery Date and Time (Call for Quote) | | VAR |

TO ORDER SIMPLY FILL IN THE BLANKS

| | | | | | | | | | | | | | | | | | | | | |
|-------------------------------|---|--------------------------------|---|---------------------------------|---|-------------------------------|---|-------------------------------|---|-------------------------------|---|---|---|-------------------------------|---|-------------------------------|---|--|---|---------------------------------|
| <input type="text" value=""/> | - | <input type="text" value="0"/> | - | <input type="text" value="32"/> | - | <input type="text" value=""/> | - | <input type="text" value=""/> | - | <input type="text" value=""/> | - | <input type="text" value=""/> | - | <input type="text" value=""/> | - | <input type="text" value=""/> | - | <input type="text" value=""/> | - | <input type="text" value=""/> |
| SERIES | | BACK STYLE | | LEG | | ARM | | ARM CAP FINISH | | FRAME FINISH | | BACK MESH - OPTIONS For additional options separate with (-) hyphen. | | FREIGHT OPTION | | FREIGHT REQUIREMENTS | | FABRIC CODE - SEAT Please refer to allseating.com for fabric codes. | | FABRIC CODE - BACK & CLOSED ARM |

INFO
PILLOWS
ASTUTE
ATLES
CHIROFORM
DONE
EIGHTY TWO
ENTAIL
EXCHANGE
FLUID
FOSTER
HALSA
INERTIA
JIF
L1
LEVO
MANTRA
MULTI
PRATA
PRESTO
RAINBOW
RAY
REQUEST
THERAPOD
TUCK
YOU
ZIP



FOSTER® GUEST TANDEM START UNIT

DESIGN | ALLSEATING
GSA SIN: 33721

BASE PRICE | \$1,115
F1017-OA

Description: Our Guest chair with the flexibility to create your own multiple seat arrangements.
Suggested Applications: Lobbies, Waiting Rooms.

FEATURES

- Clean Out Areas
- 16 Gauge Tubular Steel Frame
- Steel Seat Frame
- High Density Seat Foam
- Latex, lead and mercury free
- Flex Back
- Active Seat Suspension
- Wallsaver Frame Design
- Black non-marring polyethylene glides
- Optional Ganging Kit
- Arm caps designed for easy ingress and egress

DIMENSIONS

- OVERALL: 34"H | 26"W | 24.75"D
- Seat: 18"H | 21"W | 19"D
- Back: 16"H | 21"W
- Arm: 26.25"H
- COM Seat: 1 yard
- COM Back: 1.5 yards
- COM Closed Arm: 0.75 yard

PRODUCT WEIGHT

- 38 lbs.

NOTES

- Warranted for users up to 500 lbs
- When graded in combination upholstery is selected, use the highest grade upholstery selected. Please provide the fabrics specified and a description of where each fabric is to be applied on the product.
- This product meets the requirements set forth in ANSI/BIFMA HCF8.1.
- Shipped ready to assemble.
- Maximum order quantities apply to Quick Ship program, contact Sales Support for details.

| Code | Grade 1 | Grade 2/COM | Grade 3 | Grade 4/COL | Grade 5 | Grade 6 | Grade 7 | Grade 8 | Leather 1 | Leather 2 | Leather 3 |
|----------|---------|-------------|---------|-------------|---------|---------|---------|---------|-----------|-----------|-----------|
| F0017-OA | \$1,220 | \$1,248 | \$1,266 | \$1,290 | \$1,311 | \$1,348 | \$1,390 | \$1,437 | \$1,540 | \$1,585 | \$1,722 |
| F1017-OA | \$1,115 | \$1,185 | \$1,230 | \$1,290 | \$1,343 | \$1,435 | \$1,540 | \$1,658 | \$1,914 | \$2,028 | \$2,370 |
| CA | \$255 | \$276 | \$290 | \$308 | \$323 | \$351 | \$383 | \$418 | \$495 | \$529 | \$632 |

| SERIES | FO | Guest Mesh | QS | \$ |
|---------------------------|-----|---|----|-------|
| | F1 | Guest Upholstered | • | VAR |
| BACK STYLE | 0 | Midback | • | VAR |
| LEG | 17 | Tandem Start | • | - |
| ARM | OA | Open Arm | • | - |
| | CA | Closed Arm | | VAR |
| ARM CAP FINISH | TP | Taupe Polyurethane | • | \$75 |
| | GR | Grey Polyurethane | • | \$75 |
| | BK | Black Polyurethane | • | \$75 |
| | HRM | Hard Rock Maple Wood Cap | • | \$130 |
| | RC | Rustic Cherry Wood Cap | • | \$130 |
| | CP | Chocolate Pear Wood Cap | • | \$130 |
| | BI | Corian Bisque | | \$195 |
| | SR | Corian Silverite | | \$295 |
| FRAME FINISH | BM | Bronze Matte | • | - |
| | SVR | Silver | • | - |
| | MG | Metallic Gunmetal | | \$42 |
| BACK MESH (If Applicable) | M2 | M2 Mesh (not all colors are QS) | • | \$28 |
| | M3 | M3 Mesh | • | - |
| OPTIONS | MB | Moisture Barrier (Seat only) | | \$90 |
| | CL | CAL TB133 (MESH) | | \$95 |
| | CL | CAL TB133 (UPH) | | \$110 |
| FREIGHT OPTIONS | KD | Knocked Down | | - |
| | BW | Blanket Wrapped - Fully Assembled (25 seat minimum) | | \$75 |
| FREIGHT REQUIREMENTS | AS | Allseating Standard | | - |
| | FQ | Special Freight Instructions (Call for Quote) | | VAR |
| | GD | Guaranteed Delivery Date and Time (Call for Quote) | | VAR |

TO ORDER SIMPLY FILL IN THE BLANKS

| | | | | | | | | | | | | | | | | | | | | |
|----------------------|---|--------------------------------|---|---------------------------------|---|----------------------|---|----------------------|---|----------------------|---|---|---|----------------------|---|----------------------|--|--|--|---------------------------------|
| <input type="text"/> | - | <input type="text" value="0"/> | - | <input type="text" value="17"/> | - | <input type="text"/> | - | <input type="text"/> | - | <input type="text"/> | - | <input type="text"/> | - | <input type="text"/> | - | <input type="text"/> | | | | |
| SERIES | | BACK STYLE | | LEG | | ARM | | ARM CAP FINISH | | FRAME FINISH | | BACK MESH - OPTIONS For additional options separate with (-) hyphen. | | FREIGHT OPTION | | FREIGHT REQUIREMENTS | | FABRIC CODE - SEAT Please refer to allseating.com for fabric codes. | | FABRIC CODE - BACK & CLOSED ARM |

INFO
PILLOWS
ASTUTE
ATLES
CHIROFORM
DONE
EIGHTY TWO
ENTAIL
EXCHANGE
FLUID
FOSTER
HALSA
INERTIA
JIF
L1
LEVO
MANTRA
MULTI
PRATA
PRESTO
RAINBOW
RAY
REQUEST
THERAPOD
TUCK
YOU
ZIP

FOSTER® GUEST TANDEM ADD ON UNIT

DESIGN | ALLSEATING
GSA SIN: 33721



BASE PRICE | \$1,000
F1018-OA

Description: Our Guest chair with the flexibility to create your own multiple seat arrangements.
Suggested Applications: Lobbies, Waiting Rooms.

| Code | Grade 1 | Grade 2/ COM | Grade 3 | Grade 4/ COL | Grade 5 | Grade 6 | Grade 7 | Grade 8 | Leather 1 | Leather 2 | Leather 3 |
|----------|---------|-----------------|---------|-----------------|---------|---------|---------|---------|-----------|-----------|-----------|
| F0018-OA | \$1,085 | \$1,113 | \$1,131 | \$1,155 | \$1,176 | \$1,213 | \$1,255 | \$1,302 | \$1,405 | \$1,450 | \$1,587 |
| F1018-OA | \$1,000 | \$1,070 | \$1,115 | \$1,175 | \$1,228 | \$1,320 | \$1,425 | \$1,543 | \$1,799 | \$1,913 | \$2,255 |
| CA | \$128 | \$149 | \$163 | \$181 | \$196 | \$224 | \$256 | \$291 | \$368 | \$402 | \$505 |

FEATURES

- Clean Out Areas
- 16 Gauge Tubular Steel Frame
- Steel Seat Frame
- High Density Seat Foam
- Latex, lead and mercury free
- Flex Back
- Active Seat Suspension
- Wallsaver Frame Design
- Black non-marring polyethylene glides
- Optional Ganging Kit
- Arm caps designed for easy ingress and egress

DIMENSIONS

- OVERALL: 34"H | 23.5"W | 24.75"D
- Seat: 18"H | 21"W | 19"D
- Back: 16"H | 21"W
- Arm: 26.25"H
- COM Seat: 1 yard
- COM Back: 1.5 yards
- COM Closed Arm: 0.75 yard

PRODUCT WEIGHT

- 31 lbs. | 33 lbs. with Closed Arms

NOTES

- Warranted for users up to 500 lbs
- When graded in combination upholstery is selected, use the highest grade upholstery selected. Please provide the fabrics specified and a description of where each fabric is to be applied on the product.
- This product meets the requirements set forth in ANSI/BIFMA HCF8.1.
- Shipped ready to assemble.
- Maximum order quantities apply to Quick Ship program, contact Sales Support for details.

| SERIES | FO | Guest Mesh | QS | \$ |
|----------------------------------|-----|---|----|-------|
| | F1 | Guest Upholstered | • | VAR |
| BACK STYLE | 0 | Midback | • | VAR |
| LEG | 18 | Tandem Add On | • | - |
| ARM | OA | Open Arm | • | - |
| | CA | Closed Arm | | VAR |
| ARM CAP FINISH | TP | Taupe Polyurethane | • | \$38 |
| | GR | Grey Polyurethane | • | \$38 |
| | BK | Black Polyurethane | • | \$38 |
| | HRM | Hard Rock Maple Wood Cap | • | \$65 |
| | RC | Rustic Cherry Wood Cap | • | \$65 |
| | CP | Chocolate Pear Wood Cap | • | \$65 |
| | BI | Corian Bisque | | \$100 |
| | SR | Corian Silverite | | \$150 |
| FRAME FINISH | BM | Bronze Matte | • | - |
| | SVR | Silver | • | - |
| | MG | Metallic Gunmetal | | \$42 |
| BACK MESH (If Applicable) | M2 | M2 Mesh (not all colors are QS) | • | \$28 |
| | M3 | M3 Mesh | • | - |
| OPTIONS | MB | Moisture Barrier (Seat only) | | \$90 |
| | CL | CAL TB133 (MESH) | | \$95 |
| | CL | CAL TB133 (UPH) | | \$110 |
| FREIGHT OPTIONS | KD | Knocked Down | | - |
| | BW | Blanket Wrapped - Fully Assembled (25 seat minimum) | | \$75 |
| FREIGHT REQUIREMENTS | AS | Allseating Standard | | - |
| | FQ | Special Freight Instructions (Call for Quote) | | VAR |
| | GD | Guaranteed Delivery Date and Time (Call for Quote) | | VAR |

TO ORDER SIMPLY FILL IN THE BLANKS

| | | | | | | | | | | | | | | | | | | | | |
|----------------------|---|--------------------------------|---|---------------------------------|---|----------------------|---|----------------------|---|----------------------|---|----------------------|---|----------------------|---|----------------------|--|--------------------|--|---------------------------------|
| <input type="text"/> | - | <input type="text" value="0"/> | - | <input type="text" value="18"/> | - | <input type="text"/> | - | <input type="text"/> | - | <input type="text"/> | - | <input type="text"/> | - | <input type="text"/> | - | <input type="text"/> | | | | |
| SERIES | | BACK STYLE | | LEG | | ARM | | ARM CAP FINISH | | FRAME FINISH | | BACK MESH - OPTIONS | | FREIGHT OPTION | | FREIGHT REQUIREMENTS | | FABRIC CODE - SEAT | | FABRIC CODE - BACK & CLOSED ARM |

For additional options separate with (-) hyphen.
Please refer to allseating.com for fabric codes.

INFO
PILLOWS
ASTUTE
AILES
CHIROFORM
DOME
EIGHTY TWO
ENTAIL
EXCHANGE
FLUID
FOSTER
HALSA
INERTIA
JIF
L1
LEVO
MANTRA
MULTI
PRATA
PRESTO
RAINBOW
RAY
REQUEST
THERAPOD
TUCK
YOU
ZIP



FOSTER® GUEST TANDEM END UNIT

DESIGN | ALLSEATING
GSA SIN: 33721

BASE PRICE | \$958
F1019-OA

Description: Our Guest chair with the flexibility to create your own multiple seat arrangements.
Suggested Applications: Lobbies, Waiting Rooms.

FEATURES

- Clean Out Areas
- 16 Gauge Tubular Steel Frame
- Steel Seat Frame
- High Density Seat Foam
- Latex, lead and mercury free
- Flex Back
- Active Seat Suspension
- Wallsaver Frame Design
- Black non-marring polyethylene glides
- Optional Ganging Kit
- Arm caps designed for easy ingress and egress

DIMENSIONS

- OVERALL: 34"H | 23.5"W | 24.75"D
- Seat: 18"H | 21"W | 19"D
- Back: 16"H | 21"W
- Arm: 26.25"H
- COM Seat: 1 yard
- COM Back: 1.5 yards
- COM Closed Arm: 0.75 yard

PRODUCT WEIGHT

- 31 lbs. | 33 lbs. with Closed Arms.

NOTES

- Shipped ready to assemble.
- Warranted for users up to 500 lbs
- When graded in combination upholstery is selected, use the highest grade upholstery selected. Please provide the fabrics specified and a description of where each fabric is to be applied on the product.
- This product meets the requirements set forth in ANSI/BIFMA HCF8.1.
- Maximum order quantities apply to Quick Ship program, contact Sales Support for details.

| Code | Grade 1 | Grade 2/COM | Grade 3 | Grade 4/COL | Grade 5 | Grade 6 | Grade 7 | Grade 8 | Leather 1 | Leather 2 | Leather 3 |
|----------|---------|-------------|---------|-------------|---------|---------|---------|---------|-----------|-----------|-----------|
| F0019-OA | \$1,065 | \$1,093 | \$1,111 | \$1,135 | \$1,156 | \$1,193 | \$1,235 | \$1,282 | \$1,385 | \$1,430 | \$1,567 |
| F1019-OA | \$958 | \$1,028 | \$1,073 | \$1,133 | \$1,186 | \$1,278 | \$1,383 | \$1,501 | \$1,757 | \$1,871 | \$2,213 |
| CA | \$128 | \$149 | \$163 | \$181 | \$196 | \$224 | \$256 | \$291 | \$368 | \$402 | \$505 |

| SERIES | FO | Guest Mesh | QS | \$ |
|----------------------------------|-----|---|----|-------|
| | F1 | Guest Upholstered | • | VAR |
| BACK STYLE | 0 | Midback | • | VAR |
| LEG | 19 | Tandem End | • | - |
| ARM | OA | Open Arm | • | - |
| | CA | Closed Arm | | VAR |
| ARM CAP FINISH | TP | Taupe Polyurethane | • | \$38 |
| | GR | Grey Polyurethane | • | \$38 |
| | BK | Black Polyurethane | • | \$38 |
| | HRM | Hard Rock Maple Wood Cap | • | \$65 |
| | RC | Rustic Cherry Wood Cap | • | \$65 |
| | CP | Chocolate Pear Wood Cap | • | \$65 |
| | BI | Corian Bisque | | \$100 |
| | SR | Corian Silverite | | \$150 |
| FRAME FINISH | BM | Bronze Matte | • | - |
| | SVR | Silver | • | - |
| | MG | Metallic Gunmetal | | \$42 |
| BACK MESH (If Applicable) | M2 | M2 Mesh (not all colors are QS) | • | \$28 |
| | M3 | M3 Mesh | • | - |
| OPTIONS | MB | Moisture Barrier (Seat only) | | \$90 |
| | CL | CAL TB133 (MESH) | | \$95 |
| | CL | CAL TB133 (UPH) | | \$110 |
| FREIGHT OPTIONS | KD | Knocked Down | • | - |
| | BW | Blanket Wrapped - Fully Assembled (25 seat minimum) | | \$75 |
| FREIGHT REQUIREMENTS | AS | Allseating Standard | | - |
| | FQ | Special Freight Instructions (Call for Quote) | | VAR |
| | GD | Guaranteed Delivery Date and Time (Call for Quote) | | VAR |

TO ORDER SIMPLY FILL IN THE BLANKS

| | | | | | | | | | | | | | | | | | | | | |
|-------------------------------|---|--------------------------------|---|---------------------------------|---|-------------------------------|---|-------------------------------|---|-------------------------------|---|---|---|-------------------------------|---|-------------------------------|--|--|--|--|
| <input type="text" value=""/> | - | <input type="text" value="0"/> | - | <input type="text" value="19"/> | - | <input type="text" value=""/> | - | <input type="text" value=""/> | - | <input type="text" value=""/> | - | <input type="text" value=""/> | - | <input type="text" value=""/> | - | <input type="text" value=""/> | | | | |
| SERIES | | BACK STYLE | | LEG | | ARM | | ARM CAP FINISH | | FRAME FINISH | | BACK MESH - OPTIONS <small>For additional options separate with (-) hyphen.</small> | | FREIGHT OPTION | | FREIGHT REQUIREMENTS | | FABRIC CODE - SEAT <small>Please refer to allseating.com for fabric codes.</small> | | FABRIC CODE - BACK & CLOSED ARM |

INFO
PILLOWS
ASTUTE
AILES
CHIROFORM
DONE
EIGHTY TWO
ENTAIL
EXCHANGE
FLUID
FOSTER
HALSA
INERTIA
JIF
L1
LEVO
MANTRA
MULTI
PRATA
PRESTO
RAINBOW
RAY
REQUEST
THERAPOD
TUCK
YOU
ZIP



FOSTER® GUEST WIDE TANDEM START UNIT

DESIGN | ALLSEATING GSA SIN | 33721

BASE PRICE | \$1,180
F1217-OA

Description: Our Guest chair with the flexibility to create your own multiple seat arrangements.
Suggested Applications: Lobbies, Waiting Rooms.

FEATURES

- Clean Out Areas
- 16 Gauge Tubular Steel Frame
- Steel Seat Frame
- High Density Seat Foam
- Latex, lead and mercury free
- Flex Back
- Active Seat Suspension
- Wallsaver Frame Design
- Black non-marring polyethylene glides
- Optional Ganging Kit
- Arm caps designed for easy ingress and egress

DIMENSIONS

- OVERALL: 34"H | 29"W | 24.75"D
- Seat: 18"H | 24"W | 19"D
- Back: 16"H | 24"W
- Arm: 26.25"H
- COM Seat: 1 yard
- COM Back: 1.5 yards
- COM Closed Arm: 0.75 yard

PRODUCT WEIGHT

- 40 lbs. | 46 lbs. with Closed Arms.

NOTES

- Warranted for users up to 500 lbs
- When graded in combination upholstery is selected, use the highest grade upholstery selected. Please provide the fabrics specified and a description of where each fabric is to be applied on the product.
- This product meets the requirements set forth in ANSI/BIFMA HCF8.1.
- Shipped ready to assemble.
- Maximum order quantities apply to Quick Ship program, contact Sales Support for details.

| Code | Grade 1 | Grade 2/ COM | Grade 3 | Grade 4/ COL | Grade 5 | Grade 6 | Grade 7 | Grade 8 | Leather 1 | Leather 2 | Leather 3 |
|----------|---------|--------------|---------|--------------|---------|---------|---------|---------|-----------|-----------|-----------|
| F0217-OA | \$1,290 | \$1,318 | \$1,336 | \$1,360 | \$1,381 | \$1,418 | \$1,460 | \$1,507 | \$1,610 | \$1,655 | \$1,792 |
| F1217-OA | \$1,180 | \$1,250 | \$1,295 | \$1,355 | \$1,408 | \$1,500 | \$1,605 | \$1,723 | \$1,979 | \$2,093 | \$2,435 |
| CA | \$255 | \$276 | \$290 | \$308 | \$323 | \$351 | \$383 | \$418 | \$495 | \$529 | \$632 |

| SERIES | FO | Guest Mesh | QS | \$ |
|---------------------------|-----|---|----|-------|
| | F1 | Guest Upholstered | • | - |
| BACK STYLE | 2 | Midback Wide | • | VAR |
| LEG | 17 | Tandem Start | • | - |
| ARM | OA | Open Arm | • | - |
| | CA | Closed Arm | | VAR |
| ARM CAP FINISH | TP | Taupe Polyurethane | • | \$75 |
| | GR | Grey Polyurethane | • | \$75 |
| | BK | Black Polyurethane | • | \$75 |
| | HRM | Hard Rock Maple Wood Cap | • | \$130 |
| | RC | Rustic Cherry Wood Cap | • | \$130 |
| | CP | Chocolate Pear Wood Cap | • | \$130 |
| | BI | Corian Bisque | | \$195 |
| | SR | Corian Silverite | | \$295 |
| FRAME FINISH | BM | Bronze Matte | • | - |
| | SVR | Silver | • | - |
| | MG | Metallic Gunmetal | | \$42 |
| BACK MESH (If Applicable) | M2 | M2 Mesh (not all colors are QS) | • | \$28 |
| | M3 | M3 Mesh | • | - |
| OPTIONS | MB | Moisture Barrier (Seat only) | | \$90 |
| | CL | CAL TB133 (MESH) | | \$95 |
| | CL | CAL TB133 (UPH) | | \$110 |
| FREIGHT OPTIONS | KD | Knocked Down | • | - |
| | BW | Blanket Wrapped - Fully Assembled (25 seat minimum) | | \$75 |
| FREIGHT REQUIREMENTS | AS | Allseating Standard | | - |
| | FQ | Special Freight Instructions (Call for Quote) | | VAR |
| | GD | Guaranteed Delivery Date and Time (Call for Quote) | | VAR |

TO ORDER SIMPLY FILL IN THE BLANKS

| | | | | | | | | | | | | | | | | | | | | |
|----------------------|---|--------------------------------|---|---------------------------------|---|----------------------|---|----------------------|---|----------------------|---|---|---|----------------------|---|----------------------|--|--|--|---------------------------------|
| <input type="text"/> | - | <input type="text" value="2"/> | - | <input type="text" value="17"/> | - | <input type="text"/> | - | <input type="text"/> | - | <input type="text"/> | - | <input type="text"/> | - | <input type="text"/> | - | <input type="text"/> | | | | |
| SERIES | | BACK STYLE | | LEG | | ARM | | ARM CAP FINISH | | FRAME FINISH | | BACK MESH - OPTIONS For additional options separate with (-) hyphen. | | FREIGHT OPTION | | FREIGHT REQUIREMENTS | | FABRIC CODE - SEAT Please refer to allseating.com for fabric codes. | | FABRIC CODE - BACK & CLOSED ARM |

INFO
PILLOWS
ASTUTE
ARTES
CHIROFORM
DONE
EIGHTY TWO
ENTAIL
EXCHANGE
FLUID
FOSTER
HALSA
INERTIA
JIF
L1
LEVO
MANTRA
MULTI
PRATA
PRESTO
RAINBOW
RAY
REQUEST
THERAPOD
TUCK
YOU
ZIP

FOSTER® GUEST WIDE TANDEM ADD ON UNIT

DESIGN | ALLSEATING GSA SIN | 33721



BASE PRICE | \$1,045
F1218-OA

Description: Our Guest chair with the flexibility to create your own multiple seat arrangements.
Suggested Applications: Lobbies, Waiting Rooms.

FEATURES

- Clean Out Areas
- 16 Gauge Tubular Steel Frame (4 Leg)
- Steel Seat Frame
- High Density Seat Foam
- Latex, lead and mercury free
- Flex Back
- Active Seat Suspension
- Wallsaver Frame Design
- Black non-marring polyethylene glides
- Optional Ganging Kit
- Arm caps designed for easy ingress and egress

DIMENSIONS

- OVERALL: 34"H | 26.25"W | 24.75"D
- Seat: 18"H | 24"W | 19"D
- Back: 16"H | 24"W
- Arm: 26.25"H
- COM Seat: 1 yard
- COM Back: 1.5 yards
- COM Closed Arm: 0.75 yard

PRODUCT WEIGHT

- 40 lbs. | 46 lbs. with Closed Arms.

NOTES

- Warranted for users up to 500 lbs
- When graded in combination upholstery is selected, use the highest grade upholstery selected. Please provide the fabrics specified and a description of where each fabric is to be applied on the product.
- This product meets the requirements set forth in ANSI/BIFMA HCF8.1.
- Shipped ready to assemble.
- Maximum order quantities apply to Quick Ship program, contact Sales Support for details.

| Code | Grade 1 | Grade 2/COM | Grade 3 | Grade 4/COL | Grade 5 | Grade 6 | Grade 7 | Grade 8 | Leather 1 | Leather 2 | Leather 3 |
|----------|---------|-------------|---------|-------------|---------|---------|---------|---------|-----------|-----------|-----------|
| F0218-OA | \$1,152 | \$1,180 | \$1,198 | \$1,222 | \$1,243 | \$1,280 | \$1,322 | \$1,369 | \$1,472 | \$1,517 | \$1,654 |
| F1218-OA | \$1,045 | \$1,115 | \$1,160 | \$1,220 | \$1,273 | \$1,365 | \$1,470 | \$1,588 | \$1,844 | \$1,958 | \$2,300 |
| CA | \$128 | \$149 | \$163 | \$181 | \$196 | \$224 | \$256 | \$291 | \$368 | \$402 | \$505 |

| SERIES | FO | Guest Mesh | QS | \$ |
|-----------------------------|------------|---|----|-------|
| BACK STYLE | F1 | Guest Upholstered | • | - |
| LEG | 2 | Midback Wide | • | VAR |
| ARM | 18 | Tandem Add On | • | - |
| ARM CAP FINISH | OA | Open Arm | • | - |
| | CA | Closed Arm | | VAR |
| | TP | Taupe Polyurethane | • | \$38 |
| | GR | Grey Polyurethane | • | \$38 |
| | BK | Black Polyurethane | • | \$38 |
| | HRM | Hard Rock Maple Wood Cap | • | \$65 |
| | RC | Rustic Cherry Wood Cap | • | \$65 |
| | CP | Chocolate Pear Wood Cap | • | \$65 |
| | BI | Corian Bisque | | \$100 |
| | SR | Corian Silverite | | \$150 |
| FRAME FINISH | BM | Bronze Matte | • | - |
| | SVR | Silver | • | - |
| | MG | Metallic Gunmetal | | \$42 |
| BACK MESH | M2 | M2 Mesh (not all colors are QS) | • | \$28 |
| | M3 | M3 Mesh | • | - |
| OPTIONS | MB | Moisture Barrier (Seat only) | | \$90 |
| | CL | CAL TB133 (MESH) | | \$95 |
| | CL | CAL TB133 (UPH) | | \$110 |
| FREIGHT OPTIONS | KD | Knocked Down | • | - |
| | BW | Blanket Wrapped - Fully Assembled (25 seat minimum) | | \$75 |
| FREIGHT REQUIREMENTS | AS | Allseating Standard | | - |
| | FQ | Special Freight Instructions (Call for Quote) | | VAR |
| | GD | Guaranteed Delivery Date and Time (Call for Quote) | | VAR |

TO ORDER SIMPLY FILL IN THE BLANKS

| | | | | | | | | | | | | | | | | | | | | |
|----------------------|---|--------------------------------|---|---------------------------------|---|----------------------|---|-----------------------|---|----------------------|---|---|---|-----------------------|---|-----------------------------|--|--|--|--|
| <input type="text"/> | - | <input type="text" value="2"/> | - | <input type="text" value="18"/> | - | <input type="text"/> | - | <input type="text"/> | - | <input type="text"/> | - | <input type="text"/> | - | <input type="text"/> | - | <input type="text"/> | | | | |
| SERIES | | BACK STYLE | | LEG | | ARM | | ARM CAP FINISH | | FRAME FINISH | | BACK MESH - OPTIONS <small>For additional options separate with (-) hyphen.</small> | | FREIGHT OPTION | | FREIGHT REQUIREMENTS | | FABRIC CODE - SEAT <small>Please refer to allseating.com for fabric codes.</small> | | FABRIC CODE - BACK & CLOSED ARM |

INFO
PILLOWS
ASTUTE
ARTES
CHAIRFORM
DONE
EIGHTY TWO
ENTAIL
EXCHANGE
FLUID
FOSTER
HALSA
INERTIA
JIF
L1
LEVO
MANTRA
MULTI
PRATA
PRESTO
RAINBOW
RAY
REQUEST
THERAPOD
TUCK
YOU
ZIP



FOSTER® GUEST WIDE TANDEM END UNIT

DESIGN | ALLSEATING GSA SIN | 33721

BASE PRICE | \$1,025
F1219-OA

Description: Our Guest chair with the flexibility to create your own multiple seat arrangements.
Suggested Applications: Lobbies, Waiting Rooms.

FEATURES

- Clean Out Areas
- 16 Gauge Tubular Steel Frame
- Steel Seat Frame
- High Density Seat Foam
- Latex, lead and mercury free
- Flex Back
- Active Seat Suspension
- Wallsaver Frame Design
- Black non-marring polyethylene glides
- Optional Ganging Kit
- Arm caps designed for easy ingress and egress

DIMENSIONS

- OVERALL: 34"H | 26.25"W | 24.75"D
- Seat: 18"H | 24"W | 19"D
- Back: 16"H | 24"W
- Arm: 26.25"H
- COM Seat: 1 yard
- COM Back: 1.5 yards
- COM Closed Arm: 0.75 yard

PRODUCT WEIGHT

- 33 lbs. | 35 lbs. with Closed Arms.

NOTES

- Warranted for users up to 500 lbs
- When graded in combination upholstery is selected, use the highest grade upholstery selected. Please provide the fabrics specified and a description of where each fabric is to be applied on the product.
- This product meets the requirements set forth in ANSI/BIFMA HCF8.1.
- Shipped ready to assemble.
- Maximum order quantities apply to Quick Ship program, contact Sales Support for details.

| Code | Grade 1 | Grade 2/COM | Grade 3 | Grade 4/COL | Grade 5 | Grade 6 | Grade 7 | Grade 8 | Leather 1 | Leather 2 | Leather 3 |
|----------|---------|-------------|---------|-------------|---------|---------|---------|---------|-----------|-----------|-----------|
| F0219-OA | \$1,134 | \$1,162 | \$1,180 | \$1,204 | \$1,225 | \$1,262 | \$1,304 | \$1,351 | \$1,454 | \$1,499 | \$1,636 |
| F1219-OA | \$1,025 | \$1,095 | \$1,140 | \$1,200 | \$1,253 | \$1,345 | \$1,450 | \$1,568 | \$1,824 | \$1,938 | \$2,280 |
| CA | \$128 | \$149 | \$163 | \$181 | \$196 | \$224 | \$256 | \$291 | \$368 | \$402 | \$505 |

| SERIES | FO | Guest Mesh | QS | \$ |
|----------------------|-----|---|----|-------|
| | F1 | Guest Upholstered | • | - |
| BACK STYLE | 2 | Midback Wide | • | VAR |
| LEG | 19 | Tandem End | • | - |
| ARM | OA | Open Arm | • | - |
| | CA | Closed Arm | | VAR |
| ARM CAP FINISH | TP | Taupe Polyurethane | • | \$38 |
| | GR | Grey Polyurethane | • | \$38 |
| | BK | Black Polyurethane | • | \$38 |
| | HRM | Hard Rock Maple Wood Cap | • | \$65 |
| | RC | Rustic Cherry Wood Cap | • | \$65 |
| | CP | Chocolate Pear Wood Cap | • | \$65 |
| | BI | Corian Bisque | | \$100 |
| | SR | Corian Silverite | | \$150 |
| FRAME FINISH | BM | Bronze Matte | • | - |
| | SVR | Silver | • | - |
| | MG | Metallic Gunmetal | | \$42 |
| BACK MESH | M2 | M2 Mesh (not all colors are QS) | • | \$28 |
| | M3 | M3 Mesh | • | - |
| OPTIONS | MB | Moisture Barrier (Seat only) | | \$90 |
| | CL | CAL TB133 (MESH) | | \$95 |
| | CL | CAL TB133 (UPH) | | \$110 |
| FREIGHT OPTIONS | KD | Knocked Down | • | - |
| | BW | Blanket Wrapped - Fully Assembled (25 seat minimum) | | \$75 |
| FREIGHT REQUIREMENTS | AS | Allseating Standard | | - |
| | FQ | Special Freight Instructions (Call for Quote) | | VAR |
| | GD | Guaranteed Delivery Date and Time (Call for Quote) | | VAR |

TO ORDER SIMPLY FILL IN THE BLANKS

| | | | | | | | | | | | | | | | | | | | | |
|----------------------|---|--------------------------------|---|---------------------------------|---|----------------------|---|----------------------|---|----------------------|---|---|---|----------------------|---|----------------------|--|--|--|---------------------------------|
| <input type="text"/> | - | <input type="text" value="2"/> | - | <input type="text" value="19"/> | - | <input type="text"/> | - | <input type="text"/> | - | <input type="text"/> | - | <input type="text"/> | - | <input type="text"/> | - | <input type="text"/> | | | | |
| SERIES | | BACK STYLE | | LEG | | ARM | | ARM CAP FINISH | | FRAME FINISH | | BACK MESH - OPTIONS For additional options separate with (-) hyphen. | | FREIGHT OPTION | | FREIGHT REQUIREMENTS | | FABRIC CODE - SEAT Please refer to allseating.com for fabric codes. | | FABRIC CODE - BACK & CLOSED ARM |

INFO
PILLOWS
ASTUTE
ARTES
CHIFFONNI
DONE
EIGHTY TWO
ENTAIL
EXCHANGE
FLUID
FOSTER
HALSA
INERTIA
JIF
L1
LEVO
MANTRA
MULTI
PRATA
PRESTO
RAINBOW
RAY
REQUEST
THERAPOD
TUCK
YOU
ZIP



FOSTER® GUEST PLUS TANDEM START UNIT

DESIGN | ALLSEATING GSA SIN | 33721

BASE PRICE | \$1,350
F1417-OA

Description: Our Guest chair with the flexibility to create your own multiple seat arrangements.
Suggested Applications: Lobbies, Waiting Rooms.

FEATURES

- Clean Out Areas
- 16 Gauge Tubular Steel Frame
- Steel Seat Frame
- High Density Seat Foam
- Latex, lead and mercury free
- Flex Back
- Active Seat Suspension
- Wallsaver Frame Design
- Black non-marring polyethylene glides
- Optional Ganging Kit
- Arm caps designed for easy ingress and egress

DIMENSIONS

- OVERALL: 34"H | 35"W | 24.75"D
- Seat: 18"H | 30"W | 19"D
- Back: 16"H | 30"W
- Arm: 26.25"H
- COM Seat: 1 yard
- COM Back: 1.5 yards
- COM Closed Arm: 0.75 yard

PRODUCT WEIGHT

- 44 lbs. | 50 lbs. with Closed Arms.

NOTES

- Warranted for users up to 750 lbs
- When graded in combination upholstery is selected, use the highest grade upholstery selected. Please provide the fabrics specified and a description of where each fabric is to be applied on the product.
- This product meets the requirements set forth in ANSI/BIFMA HCF8.1.
- Shipped ready to assemble.
- Maximum order quantities apply to Quick Ship program, contact Sales Support for details.

| Code | Grade 1 | Grade 2/COM | Grade 3 | Grade 4/COL | Grade 5 | Grade 6 | Grade 7 | Grade 8 | Leather 1 | Leather 2 | Leather 3 |
|----------|---------|-------------|---------|-------------|---------|---------|---------|---------|-----------|-----------|-----------|
| F0417-OA | \$1,458 | \$1,486 | \$1,504 | \$1,528 | \$1,549 | \$1,586 | \$1,628 | \$1,675 | \$1,778 | \$1,823 | \$1,960 |
| F1417-OA | \$1,350 | \$1,420 | \$1,465 | \$1,525 | \$1,578 | \$1,670 | \$1,775 | \$1,893 | \$2,149 | \$2,263 | \$2,605 |
| CA | \$255 | \$276 | \$290 | \$308 | \$323 | \$351 | \$383 | \$418 | \$495 | \$529 | \$632 |

| SERIES | FO | Guest Mesh | QS | \$ |
|-----------------------------|-----|---|----|-------|
| | F1 | Guest Upholstered | • | - |
| BACK STYLE | 4 | Midback Plus | • | VAR |
| LEG | 17 | Tandem Start | • | - |
| ARM | OA | Open Arm | • | - |
| | CA | Closed Arm | | VAR |
| ARM CAP FINISH | TP | Taupe Polyurethane | • | \$75 |
| | GR | Grey Polyurethane | • | \$75 |
| | BK | Black Polyurethane | • | \$75 |
| | HRM | Hard Rock Maple Wood Cap | • | \$130 |
| | RC | Rustic Cherry Wood Cap | • | \$130 |
| | CP | Chocolate Pear Wood Cap | • | \$130 |
| | BI | Corian Bisque | | \$195 |
| | SR | Corian Silverite | | \$295 |
| FRAME FINISH | BM | Bronze Matte | • | - |
| | SVR | Silver | • | - |
| | MG | Metallic Gunmetal | | \$42 |
| BACK MESH | M2 | M2 Mesh (not all colors are QS) | • | \$28 |
| | M3 | M3 Mesh | • | - |
| OPTIONS | MB | Moisture Barrier (Seat only) | | \$90 |
| | CL | CAL TB133 (MESH) | | \$95 |
| | CL | CAL TB133 (UPH) | | \$110 |
| FREIGHT OPTIONS | KD | Knocked Down | • | - |
| | BW | Blanket Wrapped - Fully Assembled (25 seat minimum) | | \$75 |
| FREIGHT REQUIREMENTS | AS | Allseating Standard | | - |
| | FQ | Special Freight Instructions (Call for Quote) | | VAR |
| | GD | Guaranteed Delivery Date and Time (Call for Quote) | | VAR |

TO ORDER SIMPLY FILL IN THE BLANKS

| | | | | | | | | | | | | | | | | | | | | |
|----------------------|---|--------------------------------|---|---------------------------------|---|----------------------|---|-----------------------|---|----------------------|---|---|---|-----------------------|---|-----------------------------|---|--|---|--|
| <input type="text"/> | - | <input type="text" value="4"/> | - | <input type="text" value="17"/> | - | <input type="text"/> | - | <input type="text"/> | - | <input type="text"/> | - | <input type="text"/> | - | <input type="text"/> | - | <input type="text"/> | - | <input type="text"/> | - | <input type="text"/> |
| SERIES | | BACK STYLE | | LEG | | ARM | | ARM CAP FINISH | | FRAME FINISH | | BACK MESH - OPTIONS <small>For additional options separate with (-) hyphen.</small> | | FREIGHT OPTION | | FREIGHT REQUIREMENTS | | FABRIC CODE - SEAT <small>Please refer to allseating.com for fabric codes.</small> | | FABRIC CODE - BACK & CLOSED ARM |

INFO
PILLOWS
ASTUTE
ARTES
CHIROFORM
DONE
EIGHTY TWO
ENTAIL
EXCHANGE
FLUID
FOSTER
HALSA
INERTIA
JIF
L1
LEVO
MANTRA
MULTI
PRATA
PRESTO
RAINBOW
RAY
REQUEST
THERAPOD
TUCK
YOU
ZIP

FOSTER® GUEST PLUS TANDEM ADD ON UNIT

DESIGN | ALLSEATING GSA SIN | 33721



BASE PRICE | \$1,215
F1418-OA

Description: Our Guest chair with the flexibility to create your own multiple seat arrangements.
Suggested Applications: Lobbies, Waiting Rooms.

| Code | Grade 1 | Grade 2/ COM | Grade 3 | Grade 4/ COL | Grade 5 | Grade 6 | Grade 7 | Grade 8 | Leather 1 | Leather 2 | Leather 3 |
|----------|---------|--------------|---------|--------------|---------|---------|---------|---------|-----------|-----------|-----------|
| F0418-OA | \$1,320 | \$1,348 | \$1,366 | \$1,390 | \$1,411 | \$1,448 | \$1,490 | \$1,537 | \$1,640 | \$1,685 | \$1,822 |
| F1418-OA | \$1,215 | \$1,285 | \$1,330 | \$1,390 | \$1,443 | \$1,535 | \$1,640 | \$1,758 | \$2,014 | \$2,128 | \$2,470 |
| CA | \$128 | \$149 | \$163 | \$181 | \$196 | \$224 | \$256 | \$291 | \$368 | \$402 | \$505 |

FEATURES

- Clean Out Areas
- 16 Gauge Tubular Steel Frame
- Steel Seat Frame
- High Density Seat Foam
- Latex, lead and mercury free
- Flex Back
- Active Seat Suspension
- Wallsaver Frame Design
- Black non-marring polyethylene glides
- Optional Ganging Kit
- Arm caps designed for easy ingress and egress

DIMENSIONS

- OVERALL: 34"H | 35"W | 29.75"D
- Seat: 18"H | 30"W | 19"D
- Back: 16"H | 30"W
- Arm: 26.25"H
- COM Seat: 1 yard
- COM Back: 1.5 yards
- COM Closed Arm: 0.75 yard

PRODUCT WEIGHT

- 37 lbs. | 39 lbs. with Closed Arms.

| | | | | |
|----------------------------------|------------|---|----|-------|
| SERIES | FO | Guest Mesh | QS | \$ |
| | F1 | Guest Upholstered | • | - |
| BACK STYLE | 4 | Midback Plus | • | VAR |
| LEG | 18 | Tandem Add On | • | - |
| ARM | OA | Open Arm | • | - |
| | CA | Closed Arm | | VAR |
| ARM CAP FINISH | TP | Taupe Polyurethane | • | \$38 |
| | GR | Grey Polyurethane | • | \$38 |
| | BK | Black Polyurethane | • | \$38 |
| | HRM | Hard Rock Maple Wood Cap | • | \$65 |
| | RC | Rustic Cherry Wood Cap | • | \$65 |
| | CP | Chocolate Pear Wood Cap | • | \$65 |
| | BI | Corian Bisque | | \$100 |
| | SR | Corian Silverite | | \$150 |
| FRAME FINISH | BM | Bronze Matte | • | - |
| | SVR | Silver | • | - |
| | MG | Metallic Gunmetal | | \$42 |
| BACK MESH (if applicable) | M2 | M2 Mesh (not all colors are QS) | • | \$28 |
| | M3 | M3 Mesh | • | - |
| OPTIONS | MB | Moisture Barrier (Seat only) | | \$90 |
| | CL | CAL TB133 (MESH) | | \$95 |
| | CL | CAL TB133 (UPH) | | \$110 |
| FREIGHT OPTIONS | KD | Knocked Down | • | - |
| | BW | Blanket Wrapped - Fully Assembled (25 seat minimum) | | \$75 |
| FREIGHT REQUIREMENTS | AS | Allseating Standard | | - |
| | FQ | Special Freight Instructions (Call for Quote) | | VAR |
| | GD | Guaranteed Delivery Date and Time (Call for Quote) | | VAR |

NOTES

- Warranted for users up to 750 lbs
- When graded in combination upholstery is selected, use the highest grade upholstery selected. Please provide the fabrics specified and a description of where each fabric is to be applied on the product.
- This product meets the requirements set forth in ANSI/BIFMA HCF8.1.
- Shipped ready to assemble.
- Maximum order quantities apply to Quick Ship program, contact Sales Support for details.


TO ORDER SIMPLY FILL IN THE BLANKS

| | | | | | | | | | | | | | | | | | | | | |
|----------------------|---|--------------------------------|---|---------------------------------|---|----------------------|---|-----------------------|---|----------------------|---|---|---|-----------------------|---|-----------------------------|--|--|--|--|
| <input type="text"/> | - | <input type="text" value="4"/> | - | <input type="text" value="18"/> | - | <input type="text"/> | - | <input type="text"/> | - | <input type="text"/> | - | <input type="text"/> | - | <input type="text"/> | - | <input type="text"/> | | | | |
| SERIES | | BACK STYLE | | LEG | | ARM | | ARM CAP FINISH | | FRAME FINISH | | BACK MESH - OPTIONS <small>For additional options separate with (-) hyphen.</small> | | FREIGHT OPTION | | FREIGHT REQUIREMENTS | | FABRIC CODE - SEAT <small>Please refer to allseating.com for fabric codes.</small> | | FABRIC CODE - BACK & CLOSED ARM |

INFO
PILLOWS
ASUITE
AILES
CHAIRFORM
DONE
EIGHTY TWO
ENTAIL
EXCHANGE
FLUID
FOSTER
HALSA
INERTIA
JIF
L1
LEVO
MANTRA
MULTI
PRATA
PRESTO
RAINBOW
RAY
REQUEST
THERAPOD
TUCK
YOU
ZIP

FOSTER® GUEST PLUS TANDEM END UNIT

DESIGN | ALLSEATING GSA SIN | 33721



BASE PRICE | \$1,195
F1419-OA

Description: Our Guest chair with the flexibility to create your own multiple seat arrangements.
Suggested Applications: Lobbies, Waiting Rooms.

FEATURES

- Clean Out Areas
- 16 Gauge Tubular Steel Frame
- Steel Seat Frame
- High Density Seat Foam
- Latex, lead and mercury free
- Flex Back
- Active Seat Suspension
- Wallsaver Frame Design
- Black non-marring polyethylene glides
- Optional Ganging Kit
- Arm caps designed for easy ingress and egress

DIMENSIONS

- OVERALL: 34"H | 32.5"W | 24.75"D
- Seat: 18"H | 30"W | 19"D
- Back: 16"H | 30"W
- Arm: 26.25"H
- COM Seat: 1 yard
- COM Back: 1.5 yards
- COM Closed Arm: 0.75 yard

PRODUCT WEIGHT

- 37 lbs. | 39 lbs. with Closed Arms.

NOTES

- Warranted for users up to 750 lbs
- When graded in combination upholstery is selected, use the highest grade upholstery selected. Please provide the fabrics specified and a description of where each fabric is to be applied on the product.
- This product meets the requirements set forth in ANSI/BIFMA HCF8.1.
- Shipped ready to assemble.
- Maximum order quantities apply to Quick Ship program, contact Sales Support for details.

| Code | Grade 1 | Grade 2/COM | Grade 3 | Grade 4/COL | Grade 5 | Grade 6 | Grade 7 | Grade 8 | Leather 1 | Leather 2 | Leather 3 |
|----------|---------|-------------|---------|-------------|---------|---------|---------|---------|-----------|-----------|-----------|
| F0419-OA | \$1,305 | \$1,333 | \$1,351 | \$1,375 | \$1,396 | \$1,433 | \$1,475 | \$1,522 | \$1,625 | \$1,670 | \$1,807 |
| F1419-OA | \$1,195 | \$1,265 | \$1,310 | \$1,370 | \$1,423 | \$1,515 | \$1,620 | \$1,738 | \$1,994 | \$2,108 | \$2,450 |
| CA | \$128 | \$149 | \$163 | \$181 | \$196 | \$224 | \$256 | \$291 | \$368 | \$402 | \$505 |

| SERIES | FO | Guest Mesh | QS | \$ |
|----------------------------------|-----|---|----|-------|
| | F1 | Guest Upholstered | • | - |
| BACK STYLE | 4 | Midback Plus | • | VAR |
| LEG | 19 | Tandem End | • | - |
| ARM | OA | Open Arm | • | - |
| | CA | Closed Arm | | VAR |
| ARM CAP FINISH | TP | Taupe Polyurethane | • | \$38 |
| | GR | Grey Polyurethane | • | \$38 |
| | BK | Black Polyurethane | • | \$38 |
| | HRM | Hard Rock Maple Wood Cap | • | \$65 |
| | RC | Rustic Cherry Wood Cap | • | \$65 |
| | CP | Chocolate Pear Wood Cap | • | \$65 |
| | BI | Corian Bisque | | \$100 |
| | SR | Corian Silverite | | \$150 |
| FRAME FINISH | BM | Bronze Matte | • | - |
| | SVR | Silver | • | - |
| | MG | Metallic Gunmetal | | \$42 |
| BACK MESH (If Applicable) | M2 | M2 Mesh (not all colors are QS) | • | \$28 |
| | M3 | M3 Mesh | • | - |
| OPTIONS | MB | Moisture Barrier (Seat only) | | \$90 |
| | CL | CAL TB133 (MESH) | | \$95 |
| | CL | CAL TB133 (UPH) | | \$110 |
| FREIGHT OPTIONS | KD | Knocked Down | • | - |
| | BW | Blanket Wrapped - Fully Assembled (25 seat minimum) | | \$75 |
| FREIGHT REQUIREMENTS | AS | Allseating Standard | | - |
| | FQ | Special Freight Instructions (Call for Quote) | | VAR |
| | GD | Guaranteed Delivery Date and Time (Call for Quote) | | VAR |

TO ORDER SIMPLY FILL IN THE BLANKS

| | | | | | | | | | | | | | | | | | | | |
|----------------------|---|--------------------------------|---|---------------------------------|---|----------------------|---|-----------------------|---|----------------------|---|---|---|-----------------------|---|-----------------------------|---|--|--|
| <input type="text"/> | - | <input type="text" value="4"/> | - | <input type="text" value="19"/> | - | <input type="text"/> | - | <input type="text"/> | - | <input type="text"/> | - | <input type="text"/> | - | <input type="text"/> | - | <input type="text"/> | - | <input type="text"/> | |
| SERIES | | BACK STYLE | | LEG | | ARM | | ARM CAP FINISH | | FRAME FINISH | | BACK MESH - OPTIONS <small>For additional options separate with (-) hyphen.</small> | | FREIGHT OPTION | | FREIGHT REQUIREMENTS | | FABRIC CODE - SEAT <small>Please refer to allseating.com for fabric codes.</small> | FABRIC CODE - BACK & CLOSED ARM |

INFO
PILLOWS
ASTUTE
ARTES
CHIROFORM
DONE
EIGHTY TWO
ENTAIL
EXCHANGE
FLUID
FOSTER
HALSA
INERTIA
JIF
L1
LEVO
MANTRA
MULTI
PRATA
PRESTO
RAINBOW
RAY
REQUEST
THERAPOD
TUCK
YOU
ZIP



FOSTER® LOUNGE SINGLE

DESIGN | ALLSEATING
GSA SIN | 33721

BASE PRICE | \$1,768
F2010-OA

Influenced by residential and hospitality design, Foster lounge furniture offers a deeper, wider seat and superior comfort.
Suggested Applications:
Waiting Rooms, Patient Rooms, Resident Rooms.

| Code | Grade 1 | Grade 2/COM | Grade 3 | Grade 4/COL | Grade 5 | Grade 6 | Grade 7 | Grade 8 | Leather 1 | Leather 2 | Leather 3 |
|----------|---------|-------------|---------|-------------|---------|---------|---------|---------|-----------|-----------|-----------|
| F2010-OA | \$1,768 | \$1,859 | \$1,918 | \$1,996 | \$2,064 | \$2,184 | \$2,321 | \$2,473 | \$2,806 | \$2,954 | \$3,400 |
| CA | \$255 | \$304 | \$336 | \$378 | \$414 | \$479 | \$553 | \$635 | \$814 | \$894 | \$1,134 |

FEATURES

- Clean Out Areas
- 16 Gauge Tubular Steel Frame
- Steel Seat Frame
- Multi Layered High Density Seat Foam
- Latex, lead and mercury free
- Wallsaver Frame Design
- Black non-marring polyethylene glides
- Arm caps designed for easy ingress and egress

DIMENSIONS

- OVERALL: 33"H | 28"W | 30.25"D
- Seat: 17.5"H | 23"W | 20"D
- Back: 13.5"H | 22"W
- Arm: 26.26"H
- COM Seat: 1.5 yards
- COM Back: 1.75 yards
- COM Closed Arm: 1.75 yards

PRODUCT WEIGHT

- 57 lbs. | 68 lbs. with Closed Arms.

| SERIES | F2 | Lounge | QS | \$ |
|-----------------------------|------------|---|----|-------|
| BACK STYLE | 0 | Midback | | VAR |
| LEG | 10 | Single | | - |
| ARM | OA | Open Arm | | - |
| | NA | No Arm | | - |
| | CA | Closed Arm | | VAR |
| | TP | Taupe Polyurethane | | \$80 |
| ARM CAP FINISH | GR | Grey Polyurethane | | \$80 |
| | BK | Black Polyurethane | | \$80 |
| | HRM | Hard Rock Maple Wood Cap | | \$140 |
| | RC | Rustic Cherry Wood Cap | | \$140 |
| FRAME FINISH | CP | Chocolate Pear Wood Cap | | \$140 |
| | BI | Corian Bisque | | \$195 |
| | SR | Corian Silverite | | \$295 |
| | BM | Bronze Matte | | - |
| OPTIONS | SVR | Silver | | - |
| | MG | Metallic Gunmetal | | \$42 |
| | MB | Moisture Barrier (Seat only) | | \$90 |
| | CL | CAL TB133 | | \$210 |
| FREIGHT OPTIONS | TL | Tablet Left Closed Arm Only | | \$720 |
| | TR | Tablet Right Closed Arm Only | | \$720 |
| | KD | Knocked Down | | - |
| FREIGHT REQUIREMENTS | BW | Blanket Wrapped - Fully Assembled (25 seat minimum) | | \$75 |
| | AS | Allseating Standard | | - |
| | FQ | Special Freight Instructions (Call for Quote) | | VAR |
| | GD | Guaranteed Delivery Date and Time (Call for Quote) | | VAR |

NOTES

- Ships knocked down.
- Warranted for users up to 350 lbs
- When graded in combination upholstery is selected, use the highest grade upholstery selected. Please provide the fabrics specified and a description of where each fabric is to be applied on the product.
- This product meets the requirements set forth in ANSI/BIFMA HCF8.1.

TO ORDER SIMPLY FILL IN THE BLANKS

| | | | | | | | | | | | | | | | | | | | | |
|---------------|---|-------------------|---|------------|---|------------|---|-----------------------|---|---------------------|---|---|---|-----------------------|---|-----------------------------|--|--|--|--|
| F2 | - | 0 | - | 10 | - | | - | | - | | - | | - | | - | | | | | |
| SERIES | | BACK STYLE | | LEG | | ARM | | ARM CAP FINISH | | FRAME FINISH | | OPTIONS <small>For additional options separate with (-) hyphen.</small> | | FREIGHT OPTION | | FREIGHT REQUIREMENTS | | FABRIC CODE - SEAT <small>Please refer to allseating.com for fabric codes.</small> | | FABRIC CODE - BACK & CLOSED ARM |

INFO
PILLOWS
ASTUTE
ARTES
CHIROFORM
DOME
EIGHTY TWO
ENTAIL
EXCHANGE
FLUID
FOSTER
HALSA
INERTIA
JIF
L1
LEVO
MANTRA
MULTI
PRATA
PRESTO
RAINBOW
RAY
REQUISITE
THERAPOD
TUCK
YOU
ZIP



FOSTER® LOUNGE PLUS

DESIGN | ALLSEATING
GSA SIN | 33721

BASE PRICE | \$2,205
F2410-OA

Influenced by residential and hospitality design, Foster lounge furniture offers a deeper, wider seat and superior comfort.
Suggested Applications:
Waiting Rooms, Patient Rooms, Resident Rooms.

FEATURES

- Clean Out Areas
- 16 Gauge Tubular Steel Frame
- Steel Seat Frame
- Multi Layered High Density Seat Foam
- Latex, lead and mercury free
- Wallsaver Frame Design
- Black non-marring polyethylene glides
- Arm caps designed for easy ingress and egress

DIMENSIONS

- OVERALL: 33"H | 35"W | 30.25"D
- Seat: 17.5"H | 30"W | 20"D
- Back: 13.5"H | 30"W
- Arm: 26.26"H
- COM Seat: 1.5 yards
- COM Back: 1.75 yards
- COM Closed Arm: 1.75 yards

PRODUCT WEIGHT

- 57 lbs. | 68 lbs. with Closed Arms.

| Code | Grade 1 | Grade 2/ COM | Grade 3 | Grade 4/ COL | Grade 5 | Grade 6 | Grade 7 | Grade 8 | Leather 1 | Leather 2 | Leather 3 |
|----------|---------|-----------------|---------|-----------------|---------|---------|---------|---------|-----------|-----------|-----------|
| F2410-OA | \$2,205 | \$2,310 | \$2,378 | \$2,468 | \$2,546 | \$2,685 | \$2,843 | \$3,019 | \$3,403 | \$3,574 | \$4,088 |
| CA | \$255 | \$304 | \$336 | \$378 | \$414 | \$479 | \$553 | \$635 | \$814 | \$894 | \$1,134 |

| SERIES | F2 | Lounge | QS | \$ |
|-----------------------------|------------|---|----|-------|
| BACK STYLE | 4 | Midback Plus | | VAR |
| LEG | 10 | Single | | - |
| ARM | OA | Open Arm | | - |
| | NA | No Arm | | - |
| | CA | Closed Arm | | VAR |
| | TP | Taupe Polyurethane | | \$80 |
| ARM CAP FINISH | GR | Grey Polyurethane | | \$80 |
| | BK | Black Polyurethane | | \$80 |
| | HRM | Hard Rock Maple Wood Cap | | \$140 |
| | RC | Rustic Cherry Wood Cap | | \$140 |
| FRAME FINISH | CP | Chocolate Pear Wood Cap | | \$140 |
| | BI | Corian Bisque | | \$195 |
| | SR | Corian Silverite | | \$295 |
| | BM | Bronze Matte | | - |
| OPTIONS | SVR | Silver | | - |
| | MG | Metallic Gunmetal | | \$42 |
| | MB | Moisture Barrier (Seat only) | | \$90 |
| FREIGHT OPTIONS | CL | CAL TB133 | | \$210 |
| | KD | Knocked Down | | - |
| FREIGHT REQUIREMENTS | BW | Blanket Wrapped - Fully Assembled (25 seat minimum) | | \$75 |
| | AS | Allseating Standard | | - |
| | FQ | Special Freight Instructions (Call for Quote) | | VAR |
| | GD | Guaranteed Delivery Date and Time (Call for Quote) | | VAR |

NOTES

- Ships knocked down.
- Warranted for users up to 500 lbs
- When graded in combination upholstery is selected, use the highest grade upholstery selected. Please provide the fabrics specified and a description of where each fabric is to be applied on the product.
- This product meets the requirements set forth in ANSI/BIFMA HCF8.1.


TO ORDER SIMPLY FILL IN THE BLANKS

| | | | | | | | | | | | | | | | | | | | | |
|---------------|---|-------------------|---|------------|---|------------|---|-----------------------|---|---------------------|---|---|---|-----------------------|---|-----------------------------|--|--|--|--|
| F2 | - | 4 | - | 10 | - | | - | | - | | - | | - | | - | | | | | |
| SERIES | | BACK STYLE | | LEG | | ARM | | ARM CAP FINISH | | FRAME FINISH | | OPTIONS <small>For additional options separate with (-) hyphen.</small> | | FREIGHT OPTION | | FREIGHT REQUIREMENTS | | FABRIC CODE - SEAT <small>Please refer to allseating.com for fabric codes.</small> | | FABRIC CODE - BACK & CLOSED ARM |

INFO
PILLOWS
ASUITE
AILES
CHIROFORM
DOME
EIGHTY TWO
ENTAIL
EXCHANGE
FLUID
FOSTER
HALSA
INERTIA
JIF
L1
LEVO
MANTRA
MULTI
PRATA
PRESTO
RAINBOW
RAY
REQUEST
THERAPOD
TUCK
YOU
ZIP

FOSTER® LOUNGE DOUBLE

DESIGN | ALLSEATING
GSA SIN | 33721



BASE PRICE | \$2,605
F2020-OA

Influenced by residential and hospitality design, Foster lounge furniture offers a deeper, wider seat and superior comfort. A streamlined two-seater maximizes space.

Suggested Applications:
Waiting Rooms, Patient Rooms, Resident Rooms.

| Code | Grade 1 | Grade 2/ COM | Grade 3 | Grade 4/ COL | Grade 5 | Grade 6 | Grade 7 | Grade 8 | Leather 1 | Leather 2 | Leather 3 |
|----------|---------|--------------|---------|--------------|---------|---------|---------|---------|-----------|-----------|-----------|
| F2020-OA | \$2,605 | \$2,731 | \$2,812 | \$2,920 | \$3,015 | \$3,181 | \$3,370 | \$3,582 | \$4,043 | \$4,248 | \$4,864 |
| CA | \$255 | \$304 | \$336 | \$378 | \$414 | \$479 | \$553 | \$635 | \$814 | \$894 | \$1,134 |

FEATURES

- Clean Out Areas
- 16 Gauge Tubular Steel Frame
- Steel Seat Frame
- Multi Layered High Density Seat Foam
- Latex, lead and mercury free
- Wallsaver Frame Design
- Black non-marring polyethylene glides
- Arm caps designed for easy ingress and egress

DIMENSIONS

- OVERALL: 33"H | 51.5"W | 30.25"D
- Seat: 17.5"H | 23"W (Per Seat) | 20"D
- Back: 15.5"H | 25.5"W (Per Seat)
- Arm: 26.25"H
- COM Seat: 2 yards
- COM Back: 2.5 yards
- COM Closed Arm: 1.75 yards

PRODUCT WEIGHT

- 96 lbs. | 107 lbs. with Closed Arms.

| SERIES | F2 | Lounge | QS | \$ |
|-----------------------------|------------|---|----|-------|
| BACK STYLE | 0 | Midback | | VAR |
| LEG | 20 | Double | | - |
| ARM | OA | Open Arm | | - |
| | NA | No Arm | | - |
| | CA | Closed Arm | | VAR |
| | TP | Taupe Polyurethane | | \$80 |
| ARM CAP FINISH | GR | Grey Polyurethane | | \$80 |
| | BK | Black Polyurethane | | \$80 |
| | HRM | Hard Rock Maple Wood Cap | | \$140 |
| | RC | Rustic Cherry Wood Cap | | \$140 |
| FRAME FINISH | CP | Chocolate Pear Wood Cap | | \$140 |
| | BI | Corian Bisque | | \$195 |
| | SR | Corian Silverite | | \$295 |
| | BM | Bronze Matte | | - |
| OPTIONS | SVR | Silver | | - |
| | MG | Metallic Gunmetal | | \$42 |
| | MB | Moisture Barrier (Seat only) | | \$180 |
| FREIGHT OPTIONS | CL | CAL TB133 | | \$315 |
| | KD | Knocked Down | | - |
| FREIGHT REQUIREMENTS | BW | Blanket Wrapped - Fully Assembled (25 seat minimum) | | \$150 |
| | AS | Allseating Standard | | - |
| | FQ | Special Freight Instructions (Call for Quote) | | VAR |
| | GD | Guaranteed Delivery Date and Time (Call for Quote) | | VAR |

NOTES

- Ships knocked down.
- Warranted for users up to 500 lbs/seat.
- When graded in combination upholstery is selected, use the highest grade upholstery selected. Please provide the fabrics specified and a description of where each fabric is to be applied on the product.
- This product meets the requirements set forth in ANSI/BIFMA HCF8.1.

TO ORDER SIMPLY FILL IN THE BLANKS

| | | | | | | | | | | | | | | | | | | | | |
|---------------|---|-------------------|---|------------|---|------------|---|-----------------------|---|---------------------|---|---|---|-----------------------|---|-----------------------------|--|--|--|--|
| F2 | - | 0 | - | 20 | - | | - | | - | | - | | - | | - | | | | | |
| SERIES | | BACK STYLE | | LEG | | ARM | | ARM CAP FINISH | | FRAME FINISH | | OPTIONS <small>For additional options separate with (-) hyphen.</small> | | FREIGHT OPTION | | FREIGHT REQUIREMENTS | | FABRIC CODE - SEAT <small>Please refer to allseating.com for fabric codes.</small> | | FABRIC CODE - BACK & CLOSED ARM |

INFO
PILLOWS
ASTUTE
ARTES
CHIROFORM
DONE
EIGHTY TWO
ENTAIL
EXCHANGE
FLUID
FOSTER
HALSA
INERTIA
JIF
L1
LEVO
MANTRA
MULTI
PRATA
PRESTO
RAINBOW
RAY
REQUEST
THERAPOD
TUCK
YOU
ZIP

FOSTER® LOUNGE TRIPLE

DESIGN | ALLSEATING
GSA SIN | 33721



BASE PRICE | \$3,415
F2030-OA

Influenced by residential and hospitality design, Foster lounge furniture offers a deeper, wider seat and superior comfort. A stylish three-seater maximizes space.

Suggested Applications:
Waiting Rooms, Patient Rooms, Resident Rooms.

| Code | Grade 1 | Grade 2/ COM | Grade 3 | Grade 4/ COL | Grade 5 | Grade 6 | Grade 7 | Grade 8 | Leather 1 | Leather 2 | Leather 3 |
|----------|---------|--------------|---------|--------------|---------|---------|---------|---------|-----------|-----------|-----------|
| F2030-OA | \$3,415 | \$3,590 | \$3,703 | \$3,853 | \$3,984 | \$4,215 | \$4,478 | \$4,771 | \$5,412 | \$5,696 | \$6,553 |
| CA | \$255 | \$304 | \$336 | \$378 | \$414 | \$479 | \$553 | \$635 | \$814 | \$894 | \$1,134 |

FEATURES

- Clean Out Areas
- 16 Gauge Tubular Steel Frame
- Steel Seat Frame
- Multi Layered High Density Seat Foam
- Latex, lead and mercury free
- Wallsaver Frame Design
- Black non-marring polyethylene glides
- Arm caps designed for easy ingress and egress

DIMENSIONS

- OVERALL: 33"H | 75"W | 30.25"D
- Seat: 17.5"H | 23"W (Per Seat) | 20"D
- Back: 15.5"H | 24"W (Per Seat)
- Arm: 26.25"H
- COM Seat: 3.25 yards
- COM Back: 3.5 yards
- COM Closed Arm: 1.75 yards

PRODUCT WEIGHT

- 135 lbs. | 146 lbs. with Closed Arms.

| SERIES | F2 | Lounge | QS | \$ |
|-----------------------------|------------|---|----|-------|
| BACK STYLE | 0 | Midback | | VAR |
| LEG | 30 | Triple | | - |
| ARM | OA | Open Arm | | - |
| | NA | No Arm | | - |
| | CA | Closed Arm | | VAR |
| | TP | Taupe Polyurethane | | \$80 |
| ARM CAP FINISH | GR | Grey Polyurethane | | \$80 |
| | BK | Black Polyurethane | | \$80 |
| | HRM | Hard Rock Maple Wood Cap | | \$140 |
| | RC | Rustic Cherry Wood Cap | | \$140 |
| FRAME FINISH | CP | Chocolate Pear Wood Cap | | \$140 |
| | BI | Corian Bisque | | \$195 |
| | SR | Corian Silverite | | \$295 |
| | BM | Bronze Matte | | - |
| | SVR | Silver | | - |
| OPTIONS | MG | Metallic Gunmetal | | \$42 |
| | MB | Moisture Barrier (Seat only) | | \$270 |
| | CL | CAL TB133 | | \$420 |
| FREIGHT OPTIONS | KD | Knocked Down | | - |
| | BW | Blanket Wrapped - Fully Assembled (25 seat minimum) | | \$225 |
| FREIGHT REQUIREMENTS | AS | Allseating Standard | | - |
| | FQ | Special Freight Instructions (Call for Quote) | | VAR |
| | GD | Guaranteed Delivery Date and Time (Call for Quote) | | VAR |

NOTES

- Ships knocked down.
- Warranted for users up to 500 lbs/seat.
- When graded in combination upholstery is selected, use the highest grade upholstery selected. Please provide the fabrics specified and a description of where each fabric is to be applied on the product.
- This product meets the requirements set forth in ANSI/BIFMA HCF8.1.

TO ORDER SIMPLY FILL IN THE BLANKS

| | | | | | | | | | | | | | | | | | | | |
|---------------|---|-------------------|---|------------|---|------------|---|-----------------------|---|---------------------|---|---|---|-----------------------|---|-----------------------------|---|--|--|
| F2 | - | 0 | - | 30 | - | | - | | - | | - | | - | | - | | - | | |
| SERIES | | BACK STYLE | | LEG | | ARM | | ARM CAP FINISH | | FRAME FINISH | | OPTIONS <small>For additional options separate with (-) hyphen.</small> | | FREIGHT OPTION | | FREIGHT REQUIREMENTS | | FABRIC CODE - SEAT <small>Please refer to allseating.com for fabric codes.</small> | FABRIC CODE - BACK & CLOSED ARM |

INFO
PILLOWS
ASTUTE
AILES
CHIROFORM
DONE
EIGHTY TWO
ENTAIL
EXCHANGE
FLUID
FOSTER
HALSA
INERTIA
JIF
L1
LEVO
MANTRA
MULTI
PRATA
PRESTO
RAINBOW
RAY
REQUEST
THERAPOD
TUCK
YOU
ZIP



FOSTER® BENCH SINGLE

DESIGN | ALLSEATING
GSA SIN | 33721

BASE PRICE | \$975
F3X40

Waiting may never be easy, but it never has to be hard. The same webbed suspension seat and supportive seat cushions make Foster benches a comfortable spot to wait.

Suggested Applications:
Lobbies, Waiting Rooms, Patient Rooms, Resident Rooms.

| Code | Grade 1 | Grade 2/ COM | Grade 3 | Grade 4/ COL | Grade 5 | Grade 6 | Grade 7 | Grade 8 | Leather 1 | Leather 2 | Leather 3 |
|-------|---------|-----------------|---------|-----------------|---------|---------|---------|---------|-----------|-----------|-----------|
| F3X40 | \$975 | \$1,024 | \$1,056 | \$1,098 | \$1,134 | \$1,199 | \$1,273 | \$1,355 | \$1,534 | \$1,614 | \$1,854 |

FEATURES

- 16 Gauge Tubular Steel Frame
- Multi Layered High Density Seat Foam
- Latex, lead and mercury free
- Black non-marring polyethylene glides

DIMENSIONS

- OVERALL: 18"H | 24"W | 24"D
- Seat: 18"H | 24"W | 24"D
- COM Seat: 1.75 yards

PRODUCT WEIGHT

- 27 lbs.

| SERIES | F3 | Bench | QS | \$ |
|----------------------|-----|---|----|-------|
| BACK STYLE | X | No Back | | - |
| LEG | 40 | Single | | - |
| FRAME FINISH | BM | Bronze Matte | | - |
| | SVR | Silver | | - |
| | MG | Metallic Gunmetal | | \$42 |
| OPTIONS | MB | Moisture Barrier | | \$90 |
| | CL | CAL TB133 | | \$110 |
| FREIGHT OPTIONS | FA | Fully Assembled [25 seat minimum] | | - |
| | BW | Blanket Wrapped - Fully Assembled (25 seat minimum) | | \$75 |
| FREIGHT REQUIREMENTS | AS | Allseating Standard | | - |
| | FQ | Special Freight Instructions (Call for Quote) | | VAR |
| | GD | Guaranteed Delivery Date and Time (Call for Quote) | | VAR |

NOTES

- Ships fully assembled.
- Warranted for users up to 350 lbs
- This product meets the requirements set forth in ANSI/BIFMA HCF8.1.
- Covers are not replaceable

TO ORDER SIMPLY FILL IN THE BLANKS

| | | | | | | | | | | | | | |
|---------------|---|-------------------|---|------------|---|---------------------|---|---|---|-----------------------|---|-----------------------------|---|
| F3 | - | X | - | 40 | - | | - | | - | | - | | |
| SERIES | | BACK STYLE | | LEG | | FRAME FINISH | | OPTIONS <small>For additional options separate with (-) hyphen.</small> | | FREIGHT OPTION | | FREIGHT REQUIREMENTS | FABRIC CODE <small>Please refer to allseating.com for fabric codes.</small> |

FOSTER® BENCH DOUBLE

DESIGN | ALLSEATING
GSA SIN | 33721



BASE PRICE | \$1,648
F3X41

Waiting may never be easy, but it never has to be hard. The same webbed suspension seat and supportive seat cushions make Foster benches a comfortable spot to wait.

Suggested Applications:
Lobbies, Waiting Rooms, Patient Rooms, Resident Rooms.

| Code | Grade 1 | Grade 2/ COM | Grade 3 | Grade 4/ COL | Grade 5 | Grade 6 | Grade 7 | Grade 8 | Leather 1 | Leather 2 | Leather 3 |
|-------|---------|-----------------|---------|-----------------|---------|---------|---------|---------|-----------|-----------|-----------|
| F3X41 | \$1,648 | \$1,739 | \$1,798 | \$1,876 | \$1,944 | \$2,064 | \$2,201 | \$2,353 | \$2,686 | \$2,834 | \$3,280 |

FEATURES

- 16 Gauge Tubular Steel Frame
- Multi Layered High Density Seat Foam
- Latex, lead and mercury free
- Black non-marring polyethylene glides

DIMENSIONS

- OVERALL: 18.5"H | 59"W | 24"D
- Seat: 18"H | 59"W | 24"D
- COM Seat: 3.25 yards

PRODUCT WEIGHT

- 48 lbs.

| SERIES | F3 | Bench | QS | \$ |
|----------------------|-----|---|----|-------|
| BACK STYLE | X | No Back | | - |
| LEG | 41 | Double | | - |
| FRAME FINISH | BM | Bronze Matte | | - |
| | SVR | Silver | | - |
| | MG | Metallic Gunmetal | | \$42 |
| OPTIONS | MB | Moisture Barrier | | \$180 |
| | CL | CAL TB133 | | \$220 |
| FREIGHT OPTIONS | FA | Fully Assembled [25 seat minimum] | | - |
| | BW | Blanket Wrapped - Fully Assembled (25 seat minimum) | | \$150 |
| FREIGHT REQUIREMENTS | AS | Allseating Standard | | - |
| | FQ | Special Freight Instructions (Call for Quote) | | VAR |
| | GD | Guaranteed Delivery Date and Time (Call for Quote) | | VAR |

NOTES

- Ships fully assembled.
- Warranted for users up to 350 lbs/seat.
- This product meets the requirements set forth in ANSI/BIFMA HCF8.1.
- Covers are not replaceable

TO ORDER SIMPLY FILL IN THE BLANKS

| | | | | | | | | | | | | |
|---------------|---|-------------------|---|------------|---|---------------------|---|--|---|-----------------------|---|--|
| F3 | - | X | - | 41 | - | | - | | - | | - | |
| SERIES | | BACK STYLE | | LEG | | FRAME FINISH | | OPTIONS For additional options separate with (-) hyphen. | | FREIGHT OPTION | | FREIGHT REQUIREMENTS |
| | | | | | | | | | | | | FABRIC CODE Please refer to allseating.com for fabric codes. |

FOSTER® BENCH DOUBLE WITH TABLE

DESIGN | ALLSEATING
GSA SIN | 33721



BASE PRICE | \$2,284
F3X42

Comfortable Foster benches combined with a convenient wood table for personal items.
Suggested Applications:
Lobbies, Waiting Rooms, Patient Rooms, Resident Rooms.

| Code | Grade 1 | Grade 2/COM | Grade 3 | Grade 4/COL | Grade 5 | Grade 6 | Grade 7 | Grade 8 | Leather 1 | Leather 2 | Leather 3 |
|-------|---------|-------------|---------|-------------|---------|---------|---------|---------|-----------|-----------|-----------|
| F3X42 | \$2,284 | \$2,347 | \$2,388 | \$2,442 | \$2,489 | \$2,572 | \$2,667 | \$2,772 | \$3,003 | \$3,105 | \$3,414 |

FEATURES

- 16 Gauge Tubular Steel Frame
- Multi Layered High Density Seat Foam
- Latex, lead and mercury free
- Black non-marring polyethylene glides
- Table is laminate finish

DIMENSIONS

- OVERALL: 18.5"H | 59"W | 24"D
- Seat: 18"H | 24"W | 21"D (X2)
- Table: 21"W | 11"D
- COM Seat: 2.25 yards

PRODUCT WEIGHT

- 64 lbs.

| SERIES | F3 | Bench | QS | \$ |
|----------------------|-----|---|----|-------|
| BACK STYLE | X | No Back | | - |
| LEG | 42 | Double With Table | | - |
| FRAME FINISH | BM | Bronze Matte | | - |
| | SVR | Silver | | - |
| | MG | Metallic Gunmetal | | \$42 |
| TABLE FINISH | DW | Designer White | | - |
| | HRM | Hard Rock Maple | | - |
| | RC | Rustic Cherry | | - |
| | CP | Chocolate Pear | | - |
| OPTIONS | MB | Moisture Barrier | | \$180 |
| | CL | CAL TB133 | | \$185 |
| FREIGHT OPTIONS | FA | Fully Assembled [25 seat minimum] | | - |
| | BW | Blanket Wrapped - Fully Assembled (25 seat minimum) | | \$105 |
| FREIGHT REQUIREMENTS | AS | Allseating Standard | | - |
| | FQ | Special Freight Instructions (Call for Quote) | | VAR |
| | GD | Guaranteed Delivery Date and Time (Call for Quote) | | VAR |

NOTES

- Ships fully assembled.
- Warranted for users up to 350 lbs/seat.
- This product meets the requirements set forth in ANSI/BIFMA HCF8.1.
- Covers are not replaceable

TO ORDER SIMPLY FILL IN THE BLANKS

| | | | | | | | | |
|--------|------------|-----|--------------|--------------|---|----------------|----------------------|---|
| F3 | X | 42 | | | | | | |
| SERIES | BACK STYLE | LEG | FRAME FINISH | TABLE FINISH | OPTIONS For additional options separate with (-) hyphen. | FREIGHT OPTION | FREIGHT REQUIREMENTS | FABRIC CODE Please refer to allseating.com for fabric codes. |

INFO
PILLOWS
ASTUTE
ARTES
CHIROFORM
DOME
EIGHTY TWO
ENTAIL
EXCHANGE
FLUID
FOSTER
HALSA
INERTIA
JIF
L1
LEVO
MANTRA
MULTI
PRATA
PRESTO
RAINBOW
RAY
REQUISITE
THERAPOD
TUCK
YOU
ZIP

FOSTER® BENCH LIGHT

DESIGN | ALLSEATING
GSA SIN | 33721



BASE PRICE | \$1,122
F3X43

Waiting may never be easy, but it never has to be hard. The lite bench makes for a comfortable spot to wait and shares the same aesthetic with the free standing tables.

Suggested Applications:
Lobbies, Waiting Rooms, Patient Rooms, Resident Rooms.

| Code | Grade 1 | Grade 2/ COM | Grade 3 | Grade 4/ COL | Grade 5 | Grade 6 | Grade 7 | Grade 8 | Leather 1 | Leather 2 | Leather 3 |
|-------|---------|-----------------|---------|-----------------|---------|---------|---------|---------|-----------|-----------|-----------|
| F3X43 | \$1,122 | \$1,150 | \$1,168 | \$1,192 | \$1,213 | \$1,250 | \$1,292 | \$1,339 | \$1,442 | \$1,487 | \$1,624 |

FEATURES

- 16 Gauge Tubular Steel Frame
- Multi Layered High Density Seat Foam
- Latex, lead and mercury free
- Black non-marring polyethylene glides

DIMENSIONS

- OVERALL: 18.5"H | 40.5"W | 22.5"D
- Seat: 18"H | 40"W | 23"D
- COM Seat: 1 yard

PRODUCT WEIGHT

- 28 lbs.

| SERIES | F3 | Bench | QS | \$ |
|----------------------|-----|---|----|------|
| BACK STYLE | X | No Back | | - |
| LEG | 43 | Light | | - |
| FRAME FINISH | BM | Bronze Matte | | - |
| | SVR | Silver | | - |
| | MG | Metallic Gunmetal | | \$42 |
| OPTIONS | MB | Moisture Barrier | | \$90 |
| | CL | CAL TB133 | | \$95 |
| FREIGHT OPTIONS | FA | Fully Assembled [25 seat minimum] | | - |
| | BW | Blanket Wrapped - Fully Assembled (25 seat minimum) | | \$75 |
| FREIGHT REQUIREMENTS | AS | Allseating Standard | | - |
| | FQ | Special Freight Instructions (Call for Quote) | | VAR |
| | GD | Guaranteed Delivery Date and Time (Call for Quote) | | VAR |

NOTES

- Ships fully assembled.
- Warranted for users up to 350 lbs/seat.
- This product meets the requirements set forth in ANSI/BIFMA HCF8.1.
- Covers are not replaceable

TO ORDER SIMPLY FILL IN THE BLANKS

| | | | | | | | | | | | | |
|---------------|---|-------------------|---|------------|---|---------------------|---|--|---|-----------------------|---|--|
| F3 | - | X | - | 43 | - | | - | | - | | - | |
| SERIES | | BACK STYLE | | LEG | | FRAME FINISH | | OPTIONS For additional options separate with (-) hyphen. | | FREIGHT OPTION | | FREIGHT REQUIREMENTS |
| | | | | | | | | | | | | FABRIC CODE Please refer to allseating.com for fabric codes. |

FOSTER® SIDE TABLE

DESIGN | ALLSEATING
GSA SIN | 33721



BASE PRICE | \$1,026
F4X01

A sleek side table design with a seamless, thermofoil surface. Table frames complement the chair frames to create a cohesive look throughout the facility.

Suggested Applications:
Waiting Areas, Dining Room, Patient Rooms, Resident.

| Code | List Price |
|-------|------------|
| F4X01 | \$1,026 |

FEATURES

- 16 Gauge Tubular Steel Frame
- Seamless Thermofoil Surface
- Black nylon round glides

DIMENSIONS

- OVERALL: 16"H | 22"W | 22"D

PRODUCT WEIGHT

- 23 lbs.

| SERIES | F4 | Table | QS | \$ |
|-----------------------------|------------|---|----|------|
| BACK STYLE | X | No Back | | - |
| LEG | 01 | Side | | - |
| FRAME FINISH | BM | Bronze Matte | | - |
| | SVR | Silver | | - |
| | MG | Metallic Gunmetal | | \$42 |
| TABLE FINISH | DW | Designer White | | - |
| | HRM | Hard Rock Maple | | - |
| | RC | Rustic Cherry | | - |
| | CP | Chocolate Pear | | - |
| FREIGHT OPTIONS | KD | Knocked Down | | - |
| | BW | Blanket Wrapped - Fully Assembled (25 unit minimum) | | \$75 |
| FREIGHT REQUIREMENTS | AS | Allseating Standard | | - |
| | FQ | Special Freight Instructions (Call for Quote) | | VAR |
| | GD | Guaranteed Delivery Date and Time (Call for Quote) | | VAR |

NOTES

- Ships knocked down.
- Warranted up to 500 lbs.

TO ORDER SIMPLY FILL IN THE BLANKS

| | | | | | | | | | | | | |
|---------------|---|-------------------|---|------------|---|---------------------|---|---------------------|---|--|---|-----------------------------|
| F4 | - | X | - | 01 | - | | - | | - | | - | |
| SERIES | | BACK STYLE | | LEG | | FRAME FINISH | | TABLE FINISH | | OPTIONS For additional options separate with (-) hyphen. | | FREIGHT OPTION |
| | | | | | | | | | | | | FREIGHT REQUIREMENTS |

INFO
PILLOWS
ASUITE
AILES
CHIROFORM
DONE
EIGHTY TWO
ENTAIL
EXCHANGE
FLUID
FOSTER
HALSA
INERTIA
JIF
L1
LEVO
MANTRA
MULTI
PRATA
PRESTO
RAINBOW
RAY
REQUISITE
THERAPOD
TUCK
YOU
ZIP

FOSTER® COFFEE TABLE

DESIGN | ALLSEATING
GSA SIN | 33721



BASE PRICE | \$1,255
F4X02

A sleek coffee table design with a seamless, thermafoil surface. Table frames complement the chair frames to create a cohesive look throughout the facility.

Suggested Applications:
Waiting Areas, Dining Room, Patient Rooms, Resident Rooms.

| Code | List Price |
|-------|------------|
| F4X02 | \$1,255 |

FEATURES

- 16 Gauge Tubular Steel Frame
- Seamless Thermofoil Surface
- Black nylon round glides

DIMENSIONS

- OVERALL: 16"H | 40"W | 22"D

PRODUCT WEIGHT

- 35 lbs.

| SERIES | F4 | Table | QS | \$ |
|-----------------------------|------------|---|----|------|
| BACK STYLE | X | No Back | | - |
| LEG | 02 | Coffee | | - |
| FRAME FINISH | BM | Bronze Matte | | - |
| | SVR | Silver | | - |
| | MG | Metallic Gunmetal | | \$42 |
| TABLE FINISH | DW | Designer White | | - |
| | HRM | Hard Rock Maple | | - |
| | RC | Rustic Cherry | | - |
| | CP | Chocolate Pear | | - |
| FREIGHT OPTIONS | KD | Knocked Down | | - |
| | BW | Blanket Wrapped - Fully Assembled (25 unit minimum) | | \$75 |
| FREIGHT REQUIREMENTS | AS | Allseating Standard | | - |
| | FQ | Special Freight Instructions (Call for Quote) | | VAR |
| | GD | Guaranteed Delivery Date and Time (Call for Quote) | | VAR |

NOTES

- Ships knocked down.
- Warranted up to 500 lbs.

TO ORDER SIMPLY FILL IN THE BLANKS

| | | | | | | | | | | | | |
|---------------|---|-------------------|---|------------|---|---------------------|---|---------------------|---|--|---|-----------------------------|
| F4 | - | X | - | 02 | - | | - | | - | | - | |
| SERIES | | BACK STYLE | | LEG | | FRAME FINISH | | TABLE FINISH | | OPTIONS For additional options separate with (-) hyphen. | | FREIGHT OPTION |
| | | | | | | | | | | | | FREIGHT REQUIREMENTS |

FOSTER® END TABLES

DESIGN | ALLSEATING
GSA SIN | 33721



BASE PRICE | \$730
F4X03

A sleek end table design with a seamless, thermofoil surface. Table frames complement the chair frames to create a cohesive look throughout the facility.

Suggested Applications:
Waiting Areas, Dining Room, Patient Rooms, Resident Rooms.

| Code | List Price | Code | List Price |
|-------|------------|-------|------------|
| F4X03 | \$730 | F4X04 | \$730 |

FEATURES

- 16 Gauge Tubular Steel Frame
- Seamless Thermofoil Surface
- Black non-marring polyethylene glides

DIMENSIONS

- OVERALL: 16"H | 21"W | 23"D

PRODUCT WEIGHT

- 20 lbs.

| SERIES | F4 | Table | QS | \$ |
|----------------------|-----|--|----|------|
| BACK STYLE | X | No Back | | - |
| LEG | 03 | End (Left) | | - |
| | 04 | End (Right) | | - |
| FRAME FINISH | BM | Bronze Matte | | - |
| | SVR | Silver | | - |
| | MG | Metallic Gunmetal | | \$42 |
| TABLE FINISH | DW | Designer White | | - |
| | HRM | Hard Rock Maple | | - |
| | RC | Rustic Cherry | | - |
| | CP | Chocolate Pear | | - |
| | KD | Knocked Down | | - |
| FREIGHT OPTIONS | AS | Allseating Standard | | - |
| FREIGHT REQUIREMENTS | FQ | Special Freight Instructions (Call for Quote) | | VAR |
| | GD | Guaranteed Delivery Date and Time (Call for Quote) | | VAR |

NOTES

- Ships knocked down.
- Warranted up to 350 lbs.
- This product meets the requirements set forth in ANSI/BIFMA HCF8.1.
- Add-On tables can connect to any of the guest chairs - standard, wide, bariatric widths as well as multiples.
- They can even connect to patient chairs if necessary with the exception of the sled, rocker and hip chair.
- Lounge units and benches are built on a different platform and cannot be configured with Add-Ons.

TO ORDER SIMPLY FILL IN THE BLANKS

| | | | | | | | | | | | | | | |
|--------|---|------------|---|-----|---|--------------|---|--------------|---|---|---|----------------|---|----------------------|
| F4 | - | X | - | | - | | - | | - | | - | KD | - | |
| SERIES | | BACK STYLE | | LEG | | FRAME FINISH | | TABLE FINISH | | OPTIONS For additional options separate with (-) hyphen. | | FREIGHT OPTION | | FREIGHT REQUIREMENTS |

FOSTER® IN-LINE TABLE

DESIGN | ALLSEATING
GSA SIN | 33721



BASE PRICE | \$650
F4X05

A sleek design with a seamless, thermofoil surface. Table frames complement the chair frames to create a cohesive look throughout the facility.

Suggested Applications:
Waiting Areas, Dining Room, Patient Rooms, Resident Rooms.

| Code | List Price |
|-------|------------|
| F4X05 | \$650 |

FEATURES

- 16 Gauge Tubular Steel Frame
- Seamless Thermofoil Surface

DIMENSIONS

- OVERALL: 16"H | 21"W | 23"D

PRODUCT WEIGHT

- 17 lbs.

| SERIES | F4 | Table | QS | \$ |
|-----------------------------|------------|--|----|------|
| BACK STYLE | X | No Back | | - |
| LEG | 05 | In-Line | | - |
| FRAME FINISH | BM | Bronze Matte | | - |
| | SVR | Silver | | - |
| | MG | Metallic Gunmetal | | \$42 |
| TABLE FINISH | DW | Designer White | | - |
| | HRM | Hard Rock Maple | | - |
| | RC | Rustic Cherry | | - |
| | CP | Chocolate Pear | | - |
| FREIGHT OPTIONS | KD | Knocked Down | | - |
| FREIGHT REQUIREMENTS | AS | Allseating Standard | | - |
| | FQ | Special Freight Instructions (Call for Quote) | | VAR |
| | GD | Guaranteed Delivery Date and Time (Call for Quote) | | VAR |

NOTES

- Ships knocked down.
- Warranted up to 350 lbs.
- This product meets the requirements set forth in ANSI/BIFMA HCF8.1.
- Add-On tables can connect to any of the guest chairs - standard, wide, bariatric widths as well as multiples.
- They can even connect to patient chairs if necessary with the exception of the sled, rocker and hip chair.
- Lounge units and benches are built on a different platform and cannot be configured with Add-Ons.

TO ORDER SIMPLY FILL IN THE BLANKS

| | | | | | | | | | | | | | | |
|---------------|---|-------------------|---|------------|---|---------------------|---|---------------------|---|--|---|-----------------------|---|-----------------------------|
| F4 | - | X | - | 05 | - | | - | | - | | - | KD | - | |
| SERIES | | BACK STYLE | | LEG | | FRAME FINISH | | TABLE FINISH | | OPTIONS For additional options separate with (-) hyphen. | | FREIGHT OPTION | | FREIGHT REQUIREMENTS |

FOSTER® CORNER TABLE

DESIGN | ALLSEATING
GSA SIN | 33721



BASE PRICE | \$935
F4X06

A sleek design with a seamless, thermafoil surface. Table frames complement the chair frames to create a cohesive look throughout the facility.

Suggested Applications:
Waiting Areas, Dining Room, Patient Rooms, Resident Rooms.

| Code | List Price |
|-------|------------|
| F4X06 | \$935 |

FEATURES

- 16 Gauge Tubular Steel Frame
- Seamless Thermafoil Surface

DIMENSIONS

- OVERALL: 16"H | 26"W | 26"D

PRODUCT WEIGHT

- 24 lbs.

| SERIES | F4 | Table | QS | \$ |
|----------------------|-----|--|----|------|
| BACK STYLE | X | No Back | | - |
| LEG | 06 | Corner Table | | - |
| FRAME FINISH | BM | Bronze Matte | | - |
| | SVR | Silver | | - |
| | MG | Metallic Gunmetal | | \$42 |
| TABLE FINISH | DW | Designer White | | - |
| | HRM | Hard Rock Maple | | - |
| | RC | Rustic Cherry | | - |
| | CP | Chocolate Pear | | - |
| FREIGHT OPTIONS | KD | Knocked Down | | - |
| FREIGHT REQUIREMENTS | AS | Allseating Standard | | - |
| | FQ | Special Freight Instructions (Call for Quote) | | VAR |
| | GD | Guaranteed Delivery Date and Time (Call for Quote) | | VAR |

NOTES

- Ships knocked down.
- Warranted up to 350 lbs.
- This product meets the requirements set forth in ANSI/BIFMA HCF8.1.
- Add-On tables can connect to any of the guest chairs - standard, wide, bariatric widths as well as multiples.
- They can even connect to patient chairs if necessary with the exception of the sled, rocker and hip chair.
- Lounge units and benches are built on a different platform and cannot be configured with Add-Ons.

TO ORDER SIMPLY FILL IN THE BLANKS

| | | | | | | | |
|--------|------------|-----|--------------|--------------|---|----------------|----------------------|
| F4 | X | 06 | | | | KD | |
| SERIES | BACK STYLE | LEG | FRAME FINISH | TABLE FINISH | OPTIONS For additional options separate with (-) hyphen. | FREIGHT OPTION | FREIGHT REQUIREMENTS |

INFO
PILLOWS
ASTUTE
ATLES
CHIROFORM
DONE
EIGHTY TWO
ENTAIL
EXCHANGE
FLUID
FOSTER
HALSA
INERTIA
JIF
L1
LEVO
MANTRA
MULTI
PRATA
PRESTO
RAINBOW
RAY
REQUEST
THERAPOD
TUCK
YOU
ZIP

FOSTER® 45 DEGREE TABLE

DESIGN | ALLSEATING
GSA SIN | 33721



BASE PRICE | \$760
F4X07

A sleek design with a seamless, thermofoil surface. Table frames complement the chair frames to create a cohesive look throughout the facility.

Suggested Applications:
Waiting Areas, Dining Room, Patient Rooms, Resident Rooms.

| Code | List Price |
|-------|------------|
| F4X07 | \$760 |

FEATURES

- 16 Gauge Tubular Steel Frame
- Seamless Thermofoil Surface

DIMENSIONS

- OVERALL: 16"H | 21"W | 23"D

PRODUCT WEIGHT

- 24 lbs.

| SERIES | F4 | Table | QS | \$ |
|----------------------|-----|--|----|------|
| BACK STYLE | X | No Back | | - |
| LEG | 07 | Corner 45 Degrees | | - |
| FRAME FINISH | BM | Bronze Matte | | - |
| | SVR | Silver | | - |
| | MG | Metallic Gunmetal | | \$42 |
| TABLE FINISH | DW | Designer White | | - |
| | HRM | Hard Rock Maple | | - |
| | RC | Rustic Cherry | | - |
| | CP | Chocolate Pear | | - |
| FREIGHT OPTIONS | KD | Knocked Down | | - |
| FREIGHT REQUIREMENTS | AS | Allseating Standard | | - |
| | FQ | Special Freight Instructions (Call for Quote) | | VAR |
| | GD | Guaranteed Delivery Date and Time (Call for Quote) | | VAR |

NOTES

- Ships knocked down.
- Warranted up to 350 lbs.
- This product meets the requirements set forth in ANSI/BIFMA HCF8.1.
- Add-On tables can connect to any of the guest chairs - standard, wide, bariatric widths as well as multiples.
- They can even connect to patient chairs if necessary with the exception of the sled, rocker and hip chair.
- Lounge units and benches are built on a different platform and cannot be configured with Add-Ons.

TO ORDER SIMPLY FILL IN THE BLANKS

| | | | | | | | | | | | | | | |
|--------|---|------------|---|-----|---|--------------|---|--------------|---|---------|---|----------------|---|----------------------|
| F4 | - | X | - | 07 | - | | - | | - | | - | KD | - | |
| SERIES | | BACK STYLE | | LEG | | FRAME FINISH | | TABLE FINISH | | OPTIONS | | FREIGHT OPTION | | FREIGHT REQUIREMENTS |

For additional options separate with (-) hyphen.

FOSTER® 120 DEGREE TABLE

DESIGN | ALLSEATING
GSA SIN | 33721



BASE PRICE | \$815
F4X08

A sleek design with a seamless, thermofoil surface. Table frames complement the chair frames to create a cohesive look throughout the facility.

Suggested Applications:
Waiting Areas, Dining Room, Patient Rooms, Resident Rooms.

| Code | List Price |
|-------|------------|
| F4X08 | \$815 |

FEATURES

- 16 Gauge Tubular Steel Frame
- Seamless Thermofoil Surface

DIMENSIONS

- OVERALL: 16"H | 25.5"W | 25"D

| SERIES | F4 | Table | QS | \$ |
|----------------------|-----|--|----|------|
| BACK STYLE | X | No Back | | - |
| LEG | 08 | 120 Degrees | | - |
| FRAME FINISH | BM | Bronze Matte | | - |
| | SVR | Silver | | - |
| | MG | Metallic Gunmetal | | \$42 |
| TABLE FINISH | DW | Designer White | | - |
| | HRM | Hard Rock Maple | | - |
| | RC | Rustic Cherry | | - |
| | CP | Chocolate Pear | | - |
| FREIGHT OPTIONS | KD | Knocked Down | | - |
| FREIGHT REQUIREMENTS | AS | Allseating Standard | | |
| | FQ | Special Freight Instructions (Call for Quote) | | |
| | GD | Guaranteed Delivery Date and Time (Call for Quote) | | VAR |

NOTES

- Ships knocked down.
- Warranted up to 350 lbs.
- This product meets the requirements set forth in ANSI/BIFMA HCF8.1.
- Add-On tables can connect to any of the guest chairs - standard, wide, bariatric widths as well as multiples.
- They can even connect to patient chairs if necessary with the exception of the sled, rocker and hip chair.
- Lounge units and benches are built on a different platform and cannot be configured with Add-Ons.

TO ORDER SIMPLY FILL IN THE BLANKS

| | | | | | | | | | | | | | | |
|--------|---|------------|---|-----|---|--------------|---|--------------|---|---|---|----------------|---|----------------------|
| F4 | - | X | - | 08 | - | | - | | - | | - | KD | - | |
| SERIES | | BACK STYLE | | LEG | | FRAME FINISH | | TABLE FINISH | | OPTIONS For additional options separate with (-) hyphen. | | FREIGHT OPTION | | FREIGHT REQUIREMENTS |

FOSTER® SLEEP CHAIR

DESIGN | ALLSEATING
GSA SIN | 33721



BASE PRICE | \$3,645

F6010-CA

Crisp, modern elegance is suspended above a metal base. Housekeeping and infection control will appreciate the hassle-free maintenance and clean design.

Suggested Applications:
Patient Rooms, Resident Rooms.

| Code | Grade 1 | Grade 2/ COM | Grade 3 | Grade 4/ COL | Grade 5 | Grade 6 | Grade 7 | Grade 8 | Leather 1 | Leather 2 | Leather 3 |
|----------|---------|-----------------|---------|-----------------|---------|---------|---------|---------|-----------|-----------|-----------|
| F6010-CA | \$3,645 | \$3,841 | \$3,967 | \$4,135 | \$4,282 | \$4,541 | \$4,835 | \$5,164 | \$5,882 | \$6,200 | \$7,159 |

FEATURES

- Sit, lounge and sleep positions
- Easy pullout and close operation
- Wallsaver design
- Replaceable cover option – seat, back and ottoman
- Dual tone upholstery offering base for easy wipe down
- Wood or poly armrests

DIMENSIONS

SLEEP MIDBACK STANDARD

- Overall: 33.5"H | 32"W | 35"D
- Seat: 18"H | 25"W | 18.5"D
- Back: 17"H | 26"W
- Arm: 26.5"H from Floor
- Sleep: 76"L
- COM Full Chair: 7.5 yards
- Upper Upholstery: 5.25 yards
- Lower Upholstery: 3 yards

PRODUCT WEIGHT

- 26" Standard | 145 lbs.

| SERIES | F6 | Sleep | QS | VAR |
|----------------------|-----|---|----|-------|
| STYLE | 0 | Midback Standard | | VAR |
| CONTROL | 10 | Single | | - |
| ARM | CA | Closed Arm | | - |
| ARM CAP FINISH | TP | Taupe Polyurethane | | \$80 |
| | GR | Grey Polyurethane | | \$80 |
| | BK | Black Polyurethane | | \$80 |
| | HRM | Hard Rock Maple Wood Cap | | \$140 |
| | RC | Rustic Cherry Wood Cap | | \$140 |
| | CP | Chocolate Pear Wood Cap | | \$140 |
| | BI | Corian Bisque | | \$195 |
| | SR | Corian Silverite | | \$295 |
| OPTIONS | MB | Moisture Barrier (Seat & Ottoman only) | | \$158 |
| | RE | Removable Covers Option (Seat & Back) | | \$158 |
| FREIGHT OPTIONS | KD | Knocked Down | | - |
| | BW | Blanket Wrapped - Fully Assembled (25 seat minimum) | | \$75 |
| FREIGHT REQUIREMENTS | AS | Allseating Standard | | - |
| | FQ | Special Freight Instructions (Call for Quote) | | VAR |
| | GD | Guaranteed Delivery Date and Time (Call for Quote) | | VAR |

NOTES

- Warranted for users up to 400 lbs
- This product meets the requirements set forth in ANSI/BIFMA X5.4-2011 and GSA FNAE-80-214A
- Shipped knocked down

TO ORDER SIMPLY FILL IN THE BLANKS

| | | | | | | | | | | | | | | | |
|--------|---|------------|---|---------|---|-----|---|---|---|----------------|---|----------------------|---|--|---------------------------------|
| F6 | - | | - | 10 | - | CA | - | | - | | - | | - | | |
| SERIES | | BACK STYLE | | CONTROL | | ARM | | OPTIONS For additional options separate with (-) hyphen. | | FREIGHT OPTION | | FREIGHT REQUIREMENTS | | FABRIC CODE - SEAT Please refer to allseating.com for fabric codes. | FABRIC CODE - BACK & CLOSED ARM |

INFO
PILLOWS
ASTUTE
ARTES
CHIROFORM
DONE
EIGHTY TWO
ENTAIL
EXCHANGE
FLUID
FOSTER
HALSA
INERTIA
JIF
L1
LEVO
MANTRA
MULTI
PRATA
PRESTO
RAINBOW
RAY
REQUISITE
THERAPOD
TUCK
YOU
ZIP



FOSTER® RECLINER

DESIGN | ALLSEATING
GSA SIN | 33721

BASE PRICE | \$3,195
F5114-CA

Designed with the patient, family and caregiver in mind. It is both supportive and intuitive.
Suggested Applications:
Ambulatory and Cancer Care.

| Code | Grade 1 | Grade 2/COM | Grade 3 | Grade 4/COL | Grade 5 | Grade 6 | Grade 7 | Grade 8 | Leather 1 | Leather 2 | Leather 3 |
|----------|---------|-------------|---------|-------------|---------|---------|---------|---------|-----------|-----------|-----------|
| F5114-CA | \$3,195 | \$3,391 | \$3,517 | \$3,685 | \$3,832 | \$4,091 | \$4,385 | \$4,714 | \$5,432 | \$5,750 | \$6,709 |
| HR | \$75 | \$89 | \$98 | \$110 | \$121 | \$139 | \$160 | \$184 | \$235 | \$258 | \$326 |

FEATURES

- Footrest release is flush
- Weight activated or can be opened by the caregiver with a user in the chair
- Wall-hugging mechanism requiring less clearance away from the wall
- Front locking Dual Surface Casters
- Optional headrest
- Two tone upholstery offering base for easy wipe down
- Wood or poly armrests

DIMENSIONS

RECLINER HIGHBACK STANDARD

- Overall: 43"H | 30.5"W | 33"D
- Seat: 18.75"H | 24"W | 21"D
- Back: 27.5"H | 24"W
- Arm: 26.5"H
- Open/Reclined: 69"L
- COM Full Chair: 6.5 yards
- COM Upper: 3.75 yards
- COM Lower: 2.75 yards

PRODUCT WEIGHT

- 24" Recliner | 132 lbs.

| SERIES | F5 | Recliner | QS | \$ |
|----------------------|------------------|---|-------|-------|
| STYLE | 1 | Highback Standard | | VAR |
| CONTROL | 14 | 3 Position | | - |
| ARM | CA | Closed Arm | | - |
| ARM CAP FINISH | TP | Taupe Polyurethane | | \$80 |
| | GR | Grey Polyurethane | | \$80 |
| | BK | Black Polyurethane | | \$80 |
| | HRM | Hard Rock Maple Wood Cap | | \$140 |
| | RC | Rustic Cherry Wood Cap | | \$140 |
| | CP | Chocolate Pear Wood Cap | | \$140 |
| | BI | Corian Bisque | | \$195 |
| SR | Corian Silverite | | \$295 | |
| OPTIONS | HR | Head Rest Cushion (will match Upper Upholstery) | | VAR |
| | MB | Moisture Barrier (Seat only) | | \$90 |
| | RE | Removable Covers Option (Seat & Back) | | \$158 |
| FREIGHT OPTIONS | KD | Knocked Down | | - |
| | BW | Blanket Wrapped - Fully Assembled (25 seat minimum) | | \$75 |
| FREIGHT REQUIREMENTS | AS | Allseating Standard | | - |
| | FQ | Special Freight Instructions (Call for Quote) | | VAR |
| | GD | Guaranteed Delivery Date and Time (Call for Quote) | | VAR |

NOTES

- Warranted for users up to 400 lbs
- This product meets the requirements set forth in ANSI/BIFMA X5.4-2011 and GSA FNAE-80-214A
- Shipped knocked down

TO ORDER SIMPLY FILL IN THE BLANKS

| | | | | | | | | | | | | | | | |
|--------|---|------------|---|---------|---|-----|---|---|---|----------------|---|----------------------|---|--|---------------------------------|
| F5 | - | | - | 14 | - | CA | - | | - | | - | | - | | |
| SERIES | | BACK STYLE | | CONTROL | | ARM | | OPTIONS For additional options separate with (-) hyphen. | | FREIGHT OPTION | | FREIGHT REQUIREMENTS | | FABRIC CODE - SEAT Please refer to allseating.com for fabric codes. | FABRIC CODE - BACK & CLOSED ARM |



FOSTER® PATIENT RECLINER

DESIGN | ALLSEATING
GSA SIN | 33721

BASE PRICE | \$6,090
F7115-GR

Designed with the patient, family and caregiver in mind. It is both supportive and intuitive.
Suggested Applications:
Ambulatory and Cancer Care.

FEATURES

- Dual pivoting arms for side access
- Infinite recline with dual controls (on each arm)
- 4" casters, standard front locking and optional central steer & brake system
- 180o wipe out
- Passive lumbar
- Removeable seat and covers (seat + back)
- Optional push bar (standard) wrapped in Grey polyurthane, extends 5.25" from back of chair
- Optional pull out foot tray extends 8.25" from back of chair
- Optional reverse incline includes extended push bar for stability (extends 13.5" from back of chair)
- Optional central steer and brake
- Optional Headrest includes Standard Push Bar
- Optional right or left handed tablet arm | footrest lever to be on opposite side
- Optional right handed or left handed IV pole
- Optional foley hook can be specified either right, left, or both

DIMENSIONS

- Overall: 49"H | 30"W | 32"D
- Seat: 20"H | 24"W | 25"D
- Back: 49"H from Floor | 29" H from Seat | 24"W
- Arm Height: 28" H from Floor
- Arm Height: 8" H from Seat
- Reclined: 77" L
- COM Full: 8.25 yards
- COM Upper: [Back+Arms]: 4.25 yards
- COM Lower [Seat, Side Panels + Footrest]: 4 yards
- COM Headrest: 0.75 yards

NOTES

- Ships knocked down.
- Warranted for users up to 500 lbs
- This product meets the requirements set forth in ANSI/BIFMA X5.4-2011.
- 10 year warranty parts and labour
- CPR not recommended to be performed on this chair

| Code | Grade 1 | Grade 2/ COM | Grade 3 | Grade 4/ COL | Grade 5 | Grade 6 | Grade 7 | Grade 8 | Leather 1 | Leather 2 | Leather 3 |
|----------|---------|--------------|---------|--------------|---------|---------|---------|---------|-----------|-----------|-----------|
| F7115-GR | \$6,090 | \$6,321 | \$6,470 | \$6,668 | \$6,841 | \$7,146 | \$7,493 | \$7,880 | \$8,726 | \$9,101 | \$10,232 |
| HR | \$310 | \$331 | \$345 | \$363 | \$378 | \$406 | \$438 | \$473 | \$550 | \$584 | \$687 |

| SERIES | F7 | Recliner | QS | \$ |
|----------------------|--------------------|--|-------|-------|
| STYLE | 1 | Highback Standard | | VAR |
| CONTROL | 15 | Infinite Recline | | - |
| ARM CAP FINISH | GR | Grey Polyurethane | | - |
| OPTIONS (Lever) | RL | Right Side Lever [seated position] | | - |
| | LL | Left Side Lever [seated position] | | - |
| OPTIONS | HR | Headrest [fabric will match back and arms] | | VAR |
| | PS | Push Bar [Standard] | | \$205 |
| | FT | Pull Out Foot Tray | | \$275 |
| | CS | Central Brake and Steer [locking pedal right side seated] | | \$650 |
| | DC | Dual Control for Central Brake Locking [adds 2nd locking pedal left side seated] | | \$715 |
| | RI | Reverse Incline [Release pedal on both sides] | | \$230 |
| | TL | Tablet Arm Left [seated footrest lever will be RL] | | \$560 |
| | TR | Tablet Arm Right [seated footrest lever will be LL] | | \$560 |
| | PL | IV Pole Left Side [seated] | | \$195 |
| | PR | IV Pole Right Side [seated] | | \$195 |
| | PD | IV Pole Dual | | \$390 |
| | CL | IV Pole Left Side [seated] complete with Foley Hook | | \$220 |
| | CR | IV Pole Right Side [seated] complete with Foley Hook | | \$220 |
| | CD | IV Pole Dual complete with Foley Hook | | \$440 |
| | FL | Foley Hook Left | | \$160 |
| FR | Foley Hook Right | | \$160 | |
| FD | Foley Hook Dual | | \$320 | |
| FREIGHT OPTIONS | KD | Knocked Down | | - |
| | BW | Blanket Wrapped - Fully Assembled (25 seat minimum) | | \$70 |
| FREIGHT REQUIREMENTS | AS | Allseating Standard | | - |
| | FQ | Special Freight Instructions (Call for Quote) | | VAR |
| | GD | Guaranteed Delivery Date and Time (Call for Quote) | | VAR |

| ARM COVERS | Dual Pivoting Arms Removable Covers | INC INC |
|------------|--|------------|
|------------|--|------------|

TO ORDER SIMPLY FILL IN THE BLANKS

| | | | | | | | | |
|---------------|-------------------|----------------|------------|--|-----------------------|-----------------------------|--|--|
| F7 | 1 | 15 | GR | | KD | | | |
| SERIES | BACK STYLE | CONTROL | ARM | OPTIONS For additional options separate with (-) hyphen. | FREIGHT OPTION | FREIGHT REQUIREMENTS | FABRIC CODE - UPPER Please refer to allseating.com for fabric codes. | FABRIC CODE - LOWER Please refer to allseating.com for fabric codes. |

INFO
PILLOWS
ASTUTE
ARTES
CHIROFORM
DONE
EIGHTY TWO
ENTAIL
EXCHANGE
FLUID
FOSTER
HALSA
INERTIA
JIF
LI
LEVO
MANTRA
MULTI
PRATA
PRESTO
RAINBOW
RAY
REQUISITE
THERAPOD
TUCK
YOU
ZIP



HALSA® SINGLE MIDBACK

DESIGN | ALLSEATING
GSA SIN | 33721

| BASE PRICE \$875 | | | | | | | | | | | |
|--------------------|---------|-------------|---------|-------------|---------|---------|---------|---------|-----------|-----------|-----------|
| H1010-OA-NC | | | | | | | | | | | |
| Code | Grade 1 | Grade 2/COM | Grade 3 | Grade 4/COL | Grade 5 | Grade 6 | Grade 7 | Grade 8 | Leather 1 | Leather 2 | Leather 3 |
| OA | \$875 | \$924 | \$956 | \$998 | \$1,034 | \$1,099 | \$1,173 | \$1,255 | \$1,434 | \$1,514 | \$1,754 |
| CA | \$1,090 | \$1,160 | \$1,205 | \$1,265 | \$1,318 | \$1,410 | \$1,515 | \$1,633 | \$1,889 | \$2,003 | \$2,345 |

FEATURES

- 1" full cleanout
- 14 gauge tubular steel frame
- Molded foam
- Wallsaver frame design
- Black non-marring nylon glides
- Arm caps designed for easy ingress and egress

DIMENSIONS

- Overall: 35.5"H | 24"W | 24.75"D
- Seat: 18"H | 21"W | 18.25"D
- Back: 18"H | 21"W
- Arm: 26"H
- COM Seat: 0.75 yds
- COM Back: 1 yds
- COM Full: 1.75 yds
- COM Closed Arm: 0.75 yds

| SERIES | H1 | Halsa Upholstered | QS | \$ |
|-----------------------------|------------|---|----|-------|
| BACK STYLE | 0 | Midback | | - |
| TYPE | 10 | Single | | - |
| ARM | OA | Open Arm | | - |
| | CA | Closed Arm* | | VAR |
| ARM CAP | TP | Taupe Polyurethane | | \$75 |
| | GR | Grey Polyurethane | | \$75 |
| | BK | Black Polyurethane | | \$75 |
| | HRM | Hard Rock Maple Wood | | \$130 |
| FRAME FINISH | RC | Rustic Cherry Wood Cap | | \$130 |
| | CP | Chocolate Pear Wood | | \$130 |
| | BI | Corian Bisque | | \$350 |
| | SR | Corian Silverite | | \$550 |
| | SVR | Silver | | - |
| | BM | Bronze Matte | | - |
| OPTIONS | GM | Metallic Gunmetal | | \$42 |
| | RE | Removeable Covers | | \$55 |
| | MB | Moisture Barrier (Seat only) | | \$90 |
| FREIGHT OPTIONS | CL | CAL TB133 | | \$110 |
| | KD | Knocked Down | | - |
| | BW | Blanket Wrapped - Fully Assembled (25 seat minimum) | | \$75 |
| FREIGHT REQUIREMENTS | AS | Allseating Standard | | - |
| | FQ | Special Freight Instructions (Call for Quote) | | VAR |
| | GD | Guaranteed Delivery Date and Time (Call for Quote) | | VAR |

NOTES

- Warranted for users up to 500 lbs
- This product meets the requirements set forth in ANSI/BIFMA HCF8.1
- *Arm Cap must accompany the Closed Arm option

TO ORDER SIMPLY FILL IN THE BLANKS

| | | | | | | | | | | | | | | | | | |
|---------------|---|-------------------|---|-------------|---|------------|---|----------------|---|---------------------|---|--|---|-----------------------------|---|-----------------------|--|
| H1 | - | 0 | - | 10 | - | | - | | - | | - | | - | | - | | |
| SERIES | | BACK STYLE | | TYPE | | ARM | | ARM CAP | | FRAME FINISH | | OPTIONS | | FREIGHT REQUIREMENTS | | FREIGHT OPTION | FABRIC CODE |
| | | | | | | | | | | | | For additional options separate with (-) hyphen. | | | | | Please refer to allseating.com for fabric codes. |



HALSA® SINGLE HIGHBACK

DESIGN | ALLSEATING
GSA SIN | 339113H

BASE PRICE | \$890

H1110-OA-NC

| Code | Grade 1 | Grade 2/COM | Grade 3 | Grade 4/COL | Grade 5 | Grade 6 | Grade 7 | Grade 8 | Leather 1 | Leather 2 | Leather 3 |
|------|---------|-------------|---------|-------------|---------|---------|---------|---------|-----------|-----------|-----------|
| OA | \$890 | \$946 | \$982 | \$1,030 | \$1,072 | \$1,146 | \$1,230 | \$1,324 | \$1,529 | \$1,620 | \$1,894 |
| CA | \$1,105 | \$1,182 | \$1,232 | \$1,298 | \$1,355 | \$1,457 | \$1,573 | \$1,702 | \$1,984 | \$2,109 | \$2,486 |

FEATURES

- 1" full cleanout
- 14 gauge tubular steel frame
- Molded foam
- Wallsaver frame design
- Black non-marring nylon glides
- Arm caps designed for easy ingress and egress

DIMENSIONS

- Overall: 41"H | 24"W | 24.75"D
- Seat: 18"H | 21"W | 18.25"D
- Back: 23"H | 21"W
- Arm: 26"H
- COM Seat: 0.75 yds
- COM Back: 1.25 yds
- COM Full: 2 yds
- COM Closed Arm: 0.75 yds

| SERIES | H1 | Halsa Upholstered | QS | \$ |
|-----------------------------|------------|---|----|-------|
| BACK STYLE | 1 | Highback | | - |
| TYPE | 10 | Single | | - |
| ARM | OA | Open Arm | | - |
| | CA | Closed Arm* | | VAR |
| ARM CAP | TP | Taupe Polyurethane | | \$75 |
| | GR | Grey Polyurethane | | \$75 |
| | BK | Black Polyurethane | | \$75 |
| | HRM | Hard Rock Maple Wood | | \$130 |
| | RC | Rustic Cherry Wood Cap | | \$130 |
| FRAME FINISH | CP | Chocolate Pear Wood | | \$130 |
| | BI | Corian Bisque | | \$350 |
| | SR | Corian Silverite | | \$550 |
| | SVR | Silver | | - |
| OPTIONS | BM | Bronze Matte | | - |
| | GM | Metallic Gunmetal | | \$42 |
| | RE | Removeable Covers | | \$55 |
| FREIGHT OPTIONS | MB | Moisture Barrier (Seat only) | | \$90 |
| | CL | CAL TB133 | | \$110 |
| FREIGHT REQUIREMENTS | KD | Knocked Down | | - |
| | BW | Blanket Wrapped - Fully Assembled (25 seat minimum) | | \$75 |
| FREIGHT REQUIREMENTS | AS | Allseating Standard | | - |
| | FQ | Special Freight Instructions (Call for Quote) | | VAR |
| | GD | Guaranteed Delivery Date and Time (Call for Quote) | | VAR |

NOTES

- Warranted for users up to 500 lbs/seat
- This product meets the requirements set forth in ANSI/BIFMA HCF8.1
- *Arm Cap must accompany the Closed Arm option

TO ORDER SIMPLY FILL IN THE BLANKS

| | | | | | | | | | | | | | | | | | |
|--|---|-------------------|---|-------------|---|------------|---|----------------|---|---------------------|---|----------------|---|-----------------------------|---|-----------------------|--------------------|
| H1 | - | 1 | - | 10 | - | | - | | - | | - | | - | | - | | |
| SERIES | | BACK STYLE | | TYPE | | ARM | | ARM CAP | | FRAME FINISH | | OPTIONS | | FREIGHT REQUIREMENTS | | FREIGHT OPTION | FABRIC CODE |
| <p>For additional options separate with (-) hyphen. Please refer to allseating.com for fabric codes.</p> | | | | | | | | | | | | | | | | | |



HALSA® SINGLE PLUS

DESIGN | ALLSEATING
GSA SIN | 33721

BASE PRICE | \$995

H1410-OA-NC

| Code | Grade 1 | Grade 2/ COM | Grade 3 | Grade 4/ COL | Grade 5 | Grade 6 | Grade 7 | Grade 8 | Leather 1 | Leather 2 | Leather 3 |
|------|---------|-----------------|---------|-----------------|---------|---------|---------|---------|-----------|-----------|-----------|
| OA | \$995 | \$1,065 | \$1,110 | \$1,170 | \$1,223 | \$1,315 | \$1,420 | \$1,538 | \$1,794 | \$1,908 | \$2,250 |
| CA | \$1,210 | \$1,301 | \$1,360 | \$1,438 | \$1,506 | \$1,626 | \$1,763 | \$1,915 | \$2,248 | \$2,396 | \$2,842 |

FEATURES

- 1" full cleanout
- 14 gauge tubular steel frame
- Molded foam
- Wallsaver frame design
- Black non-marring nylon glides
- Arm caps designed for easy ingress and egress

DIMENSIONS

- Overall: 35.5"H | 33"W | 24.75"D
- Seat: 18"H | 30"W | 18.25"D
- Back: 18"H | 30"W
- Arm: 26"H
- COM Seat: 1yd
- COM Back: 1.5 yds
- COM Full: 2.5 yds
- COM Closed Arm: 0.75 yds

| SERIES | H1 | Halsa Upholstered | QS | \$ |
|-----------------------------|------------|---|----|-------|
| BACK STYLE | 4 | Midback Plus | | - |
| TYPE | 10 | Single | | - |
| ARM | OA | Open Arm | | - |
| | CA | Closed Arm* | | VAR |
| ARM CAP | TP | Taupe Polyurethane | | \$75 |
| | GR | Grey Polyurethane | | \$75 |
| | BK | Black Polyurethane | | \$75 |
| | HRM | Hard Rock Maple Wood | | \$130 |
| FRAME FINISH | RC | Rustic Cherry Wood Cap | | \$130 |
| | CP | Chocolate Pear Wood | | \$130 |
| | BI | Corian Bisque | | \$350 |
| | SR | Corian Silverite | | \$550 |
| | SVR | Silver | | - |
| | BM | Bronze Matte | | - |
| OPTIONS | GM | Metallic Gunmetal | | \$42 |
| | RE | Removeable Covers | | \$55 |
| | MB | Moisture Barrier (Seat only) | | \$90 |
| FREIGHT OPTIONS | CL | CAL TB133 | | \$110 |
| | KD | Knocked Down | | - |
| | BW | Blanket Wrapped - Fully Assembled (25 seat minimum) | | \$75 |
| FREIGHT REQUIREMENTS | AS | Allseating Standard | | - |
| | FQ | Special Freight Instructions (Call for Quote) | | VAR |
| | GD | Guaranteed Delivery Date and Time (Call for Quote) | | VAR |

NOTES

- Warranted for users up to 750 lbs/seat
- This product meets the requirements set forth in ANSI/BIFMA HCF8.1
- *Arm Cap must accompany the Closed Arm option

TO ORDER SIMPLY FILL IN THE BLANKS

| | | | | | | | | | | | | | | |
|---------------|---|-------------------|---|-------------|---|------------|---|----------------|---|---------------------|---|----------------|---|-----------------------------|
| H1 | - | 4 | - | 10 | - | | - | | - | | - | | - | |
| SERIES | | BACK STYLE | | TYPE | | ARM | | ARM CAP | | FRAME FINISH | | OPTIONS | | FREIGHT REQUIREMENTS |
| | | | | | | | | | | | | | | |

For additional options separate with (-) hyphen.

Please refer to allseating.com for fabric codes.

HALSA® LOVESEAT

DESIGN | ALLSEATING
GSA SIN | 33721



FEATURES

- 1" full cleanout
- 14 gauge tubular steel frame
- Molded foam
- Wallsaver frame design
- Black non-marring nylon glides
- Arm caps designed for easy ingress and egress

DIMENSIONS

- Overall: 35.5"H | 45"W | 24.75"D
- Seat: 18"H | 42"W | 18.25"D
- Back: 18"H | 42"W
- Arm: 26"H
- COM Seat: 1 yds
- COM Back: 1.5 yds
- COM Full: 2.5 yds
- COM Closed Arm: 0.75 yds

| BASE PRICE \$1,250 | | | | | | | | | | | |
|----------------------|---------|-----------------|---------|-----------------|---------|---------|---------|---------|-----------|-----------|-----------|
| H1510-OA-NC | | | | | | | | | | | |
| Code | Grade 1 | Grade 2/ COM | Grade 3 | Grade 4/ COL | Grade 5 | Grade 6 | Grade 7 | Grade 8 | Leather 1 | Leather 2 | Leather 3 |
| OA | \$1,250 | \$1,320 | \$1,365 | \$1,425 | \$1,478 | \$1,570 | \$1,675 | \$1,793 | \$2,049 | \$2,163 | \$2,505 |
| CA | \$1,465 | \$1,556 | \$1,615 | \$1,693 | \$1,761 | \$1,881 | \$2,018 | \$2,170 | \$2,503 | \$2,651 | \$3,097 |

| SERIES | H1 | Halsa Upholstered | QS | \$ |
|----------------------|-----|---|----|-------|
| BACK STYLE | 5 | Loveseat | | - |
| TYPE | 10 | Single | | - |
| ARM | OA | Open Arm | | - |
| | CA | Closed Arm* | | VAR |
| ARM CAP | TP | Taupe Polyurethane | | \$75 |
| | GR | Grey Polyurethane | | \$75 |
| | BK | Black Polyurethane | | \$75 |
| | HRM | Hard Rock Maple Wood | | \$130 |
| | RC | Rustic Cherry Wood Cap | | \$130 |
| FRAME FINISH | CP | Chocolate Pear Wood | | \$130 |
| | BI | Corian Bisque | | \$350 |
| | SR | Corian Silverite | | \$550 |
| | SVR | Silver | | - |
| | BM | Bronze Matte | | - |
| OPTIONS | GM | Metallic Gunmetal | | \$42 |
| | RE | Removeable Covers | | \$110 |
| | MB | Moisture Barrier (Seat only) | | \$180 |
| FREIGHT OPTIONS | CL | CAL TB133 | | \$220 |
| | KD | Knocked Down | | - |
| | BW | Blanket Wrapped - Fully Assembled (25 seat minimum) | | \$150 |
| FREIGHT REQUIREMENTS | AS | Allseating Standard | | - |
| | FQ | Special Freight Instructions (Call for Quote) | | VAR |
| | GD | Guaranteed Delivery Date and Time (Call for Quote) | | VAR |

NOTES

- Warranted for users up to 750 lbs
- This product meets the requirements set forth in ANSI/BIFMA HCF8.1
- *Arm Cap must accompany the Closed Arm option

TO ORDER SIMPLY FILL IN THE BLANKS

| | | | | | | | | | | | | | | | | | |
|--|---|------------|---|------|---|-----|---|---------|---|--------------|---|---------|---|----------------------|---|----------------|-------------|
| H1 | - | 5 | - | 10 | - | | - | | - | | - | | - | | - | | |
| SERIES | | BACK STYLE | | TYPE | | ARM | | ARM CAP | | FRAME FINISH | | OPTIONS | | FREIGHT REQUIREMENTS | | FREIGHT OPTION | FABRIC CODE |
| <p>For additional options separate with (-) hyphen. Please refer to allseating.com for fabric codes.</p> | | | | | | | | | | | | | | | | | |

HALSA® DOUBLE

DESIGN | ALLSEATING
GSA SIN | 33721



FEATURES

- 1" full cleanout
- 14 gauge tubular steel frame
- Molded foam
- Wallsaver frame design
- Black non-marring nylon glides
- Arm caps designed for easy ingress and egress

DIMENSIONS

- Overall: 35.5"H | 45.5"W | 24.75"D
- Seat: 18"H | 42"W | 18.25"D
- Back: 18"H | 42"W
- Arm: 26"H
- COM Seat: 1.75 yds
- COM Back: 1.5 yds
- COM Full: 3.25 yds
- COM Closed Arm: 0.75 yds

| BASE PRICE \$1,395 | | | | | | | | | | | |
|----------------------|---------|-----------------|---------|-----------------|---------|---------|---------|---------|-----------|-----------|-----------|
| H1020-OA-NC | | | | | | | | | | | |
| Code | Grade 1 | Grade 2/ COM | Grade 3 | Grade 4/ COL | Grade 5 | Grade 6 | Grade 7 | Grade 8 | Leather 1 | Leather 2 | Leather 3 |
| OA | \$1,395 | \$1,486 | \$1,545 | \$1,623 | \$1,691 | \$1,811 | \$1,948 | \$2,100 | \$2,433 | \$2,581 | \$3,027 |
| CA | \$1,610 | \$1,722 | \$1,794 | \$1,890 | \$1,974 | \$2,122 | \$2,290 | \$2,478 | \$2,888 | \$3,070 | \$3,618 |

| SERIES | H1 | Halsa Upholstered | QS | \$ |
|-----------------------------|------------|---|----|-------|
| BACK STYLE | 0 | Midback | | - |
| TYPE | 20 | Double | | - |
| ARM | OA | Open Arm | | - |
| | CA | Closed Arm* | | VAR |
| ARM CAP | TP | Taupe Polyurethane | | \$75 |
| | GR | Grey Polyurethane | | \$75 |
| | BK | Black Polyurethane | | \$75 |
| | HRM | Hard Rock Maple Wood | | \$130 |
| | RC | Rustic Cherry Wood Cap | | \$130 |
| FRAME FINISH | CP | Chocolate Pear Wood | | \$130 |
| | BI | Corian Bisque | | \$350 |
| | SR | Corian Silverite | | \$550 |
| | SVR | Silver | | - |
| | BM | Bronze Matte | | - |
| OPTIONS | GM | Metallic Gunmetal | | \$42 |
| | RE | Removeable Covers | | \$110 |
| | MB | Moisture Barrier (Seat only) | | \$180 |
| FREIGHT OPTIONS | CL | CAL TB133 | | \$220 |
| | KD | Knocked Down | | - |
| | BW | Blanket Wrapped - Fully Assembled (25 seat minimum) | | \$150 |
| FREIGHT REQUIREMENTS | AS | Allseating Standard | | - |
| | FQ | Special Freight Instructions (Call for Quote) | | VAR |
| | GD | Guaranteed Delivery Date and Time (Call for Quote) | | VAR |

NOTES

- Warranted for users up to 500 lbs/seat
- This product meets the requirements set forth in ANSI/BIFMA HCF8.1
- *Arm Cap must accompany the Closed Arm option

TO ORDER SIMPLY FILL IN THE BLANKS

| | | | | | | | | | | | | | | | | | |
|---------------|---|-------------------|---|-------------|---|------------|---|----------------|---|---------------------|---|--|---|-----------------------------|---|-----------------------|--|
| H1 | - | 0 | - | 20 | - | | - | | - | | - | | - | | - | | |
| SERIES | | BACK STYLE | | TYPE | | ARM | | ARM CAP | | FRAME FINISH | | OPTIONS | | FREIGHT REQUIREMENTS | | FREIGHT OPTION | FABRIC CODE |
| | | | | | | | | | | | | For additional options separate with (-) hyphen. | | | | | Please refer to allseating.com for fabric codes. |

INFO
PILLOWS
ASTUTE
ARTES
CHIROFORM
DONE
EIGHTY TWO
ENTAIL
EXCHANGE
FLUID
FOSTER
HALSA
INERTIA
JIF
L1
LEVO
MANTRA
MULTI
PRATA
PRESTO
RAINBOW
RAY
REQUISITE
THERAPOD
TUCK
YOU
ZIP



HALSA® DOUBLE FULL ARM

DESIGN | ALLSEATING
GSA SIN | 33721

| BASE PRICE \$1,475 | | | | | | | | | | | |
|----------------------|---------|-----------------|---------|-----------------|---------|---------|---------|---------|-----------|-----------|-----------|
| H1022-OA-NC | | | | | | | | | | | |
| Code | Grade 1 | Grade 2/ COM | Grade 3 | Grade 4/ COL | Grade 5 | Grade 6 | Grade 7 | Grade 8 | Leather 1 | Leather 2 | Leather 3 |
| OA | \$1,475 | \$1,566 | \$1,625 | \$1,703 | \$1,771 | \$1,891 | \$2,028 | \$2,180 | \$2,513 | \$2,661 | \$3,107 |
| CA | \$1,725 | \$1,851 | \$1,932 | \$2,040 | \$2,135 | \$2,301 | \$2,490 | \$2,702 | \$3,163 | \$3,368 | \$3,984 |

FEATURES

- 1" full cleanout
- 14 gauge tubular steel frame
- Molded foam
- Wallsaver frame design
- Black non-marring nylon glides
- Arm caps designed for easy ingress and egress

DIMENSIONS

- Overall: 35.5"H | 46.5"W | 24.75"D
- Seat: 18"H | 42"W | 18.25"D
- Back: 18"H | 42"W
- Arm: 26"H
- COM Seat: 1.75 yds
- COM Back: 1.5 yds
- COM Full: 3.25 yds
- COM Closed Arm: 1.25 yds

| SERIES | H1 | Halsa Upholstered | QS | \$ |
|----------------------|-----|---|----|-------|
| BACK STYLE | 0 | Midback | | - |
| TYPE | 22 | Double with Full Arms | | - |
| ARM | OA | Open Arm | | - |
| | CA | Closed Arm* | | VAR |
| ARM CAP | TP | Taupe Polyurethane | | \$112 |
| | GR | Grey Polyurethane | | \$112 |
| | BK | Black Polyurethane | | \$112 |
| | HRM | Hard Rock Maple Wood | | \$195 |
| | RC | Rustic Cherry Wood Cap | | \$195 |
| FRAME FINISH | CP | Chocolate Pear Wood | | \$195 |
| | BI | Corian Bisque | | \$525 |
| | SR | Corian Silverite | | \$825 |
| | SVR | Silver | | - |
| | BM | Bronze Matte | | - |
| OPTIONS | GM | Metallic Gunmetal | | \$42 |
| | RE | Removeable Covers | | \$110 |
| | MB | Moisture Barrier (Seat only) | | \$180 |
| FREIGHT OPTIONS | CL | CAL TB133 | | \$220 |
| | KD | Knocked Down | | - |
| | BW | Blanket Wrapped - Fully Assembled (25 seat minimum) | | \$150 |
| FREIGHT REQUIREMENTS | AS | Allseating Standard | | - |
| | FQ | Special Freight Instructions (Call for Quote) | | VAR |
| | GD | Guaranteed Delivery Date and Time (Call for Quote) | | VAR |

NOTES

- Warranted for users up to 500 lbs/seat
- This product meets the requirements set forth in ANSI/BIFMA HCF8.1
- *Arm Cap must accompany the Closed Arm option

TO ORDER SIMPLY FILL IN THE BLANKS

| | | | | | | | | | | | | | | |
|--------|---|------------|---|------|---|-----|---|---------|---|--------------|---|--|---|--|
| H1 | - | 0 | - | 22 | - | | - | | - | | - | | - | |
| SERIES | | BACK STYLE | | TYPE | | ARM | | ARM CAP | | FRAME FINISH | | OPTIONS | | FREIGHT REQUIREMENTS |
| | | | | | | | | | | | | For additional options separate with (-) hyphen. | | |
| | | | | | | | | | | | | FREIGHT OPTION | | FABRIC CODE |
| | | | | | | | | | | | | | | Please refer to allseating.com for fabric codes. |

HALSA® TRIPLE

DESIGN | ALLSEATING
GSA SIN | 33721



| BASE PRICE \$1,795 | | | | | | | | | | | |
|----------------------|---------|-----------------|---------|-----------------|---------|---------|---------|---------|-----------|-----------|-----------|
| H1030-OA-NC | | | | | | | | | | | |
| Code | Grade 1 | Grade 2/ COM | Grade 3 | Grade 4/ COL | Grade 5 | Grade 6 | Grade 7 | Grade 8 | Leather 1 | Leather 2 | Leather 3 |
| OA | \$1,795 | \$1,963 | \$2,071 | \$2,215 | \$2,341 | \$2,563 | \$2,815 | \$3,097 | \$3,712 | \$3,985 | \$4,807 |
| CA | \$2,010 | \$2,199 | \$2,321 | \$2,483 | \$2,624 | \$2,874 | \$3,158 | \$3,475 | \$4,167 | \$4,474 | \$5,399 |

FEATURES

- 1" full cleanout
- 14 gauge tubular steel frame
- Molded foam
- Wallsaver frame design
- Black non-marring nylon glides
- Arm caps designed for easy ingress and egress

DIMENSIONS

- Overall: 35.5"H | 69"W | 24.75"D
- Seat: 18"H | 63"W | 18.5"D
- Back: 18"H | 63"W
- Arm: 26"H
- COM Seat: 3 yds
- COM Back: 2 yds
- COM Full: 6 yds
- COM Closed Arm: 1.25 yds

| SERIES | H1 | Halsa Upholstered | QS | \$ |
|-----------------------------|------------|---|----|-------|
| BACK STYLE | O | Midback | | - |
| TYPE | 30 | Triple | | - |
| ARM | OA | Open Arm | | - |
| | CA | Closed Arm* | | VAR |
| ARM CAP | TP | Taupe Polyurethane | | \$75 |
| | GR | Grey Polyurethane | | \$75 |
| | BK | Black Polyurethane | | \$75 |
| | HRM | Hard Rock Maple Wood | | \$130 |
| | RC | Rustic Cherry Wood Cap | | \$130 |
| FRAME FINISH | CP | Chocolate Pear Wood | | \$130 |
| | BI | Corian Bisque | | \$350 |
| | SR | Corian Silverite | | \$550 |
| | SVR | Silver | | - |
| | BM | Bronze Matte | | - |
| OPTIONS | GM | Metallic Gunmetal | | \$42 |
| | RE | Removeable Covers | | \$165 |
| | MB | Moisture Barrier (Seat only) | | \$270 |
| FREIGHT OPTIONS | CL | CAL TB133 | | \$330 |
| | KD | Knocked Down | | - |
| | BW | Blanket Wrapped - Fully Assembled (25 seat minimum) | | \$225 |
| FREIGHT REQUIREMENTS | AS | Allseating Standard | | - |
| | FQ | Special Freight Instructions (Call for Quote) | | VAR |
| | GD | Guaranteed Delivery Date and Time (Call for Quote) | | VAR |

NOTES

- Warranted for users up to 500 lbs/seat
- This product meets the requirements set forth in ANSI/BIFMA HCF8.1
- *Arm Cap must accompany the Closed Arm option

TO ORDER SIMPLY FILL IN THE BLANKS

| | | | | | | | | | | | | | | | | | |
|---------------|---|-------------------|---|-------------|---|------------|---|----------------|---|---------------------|---|--|---|-----------------------------|---|-----------------------|--|
| H1 | - | 0 | - | 30 | - | | - | | - | | - | | - | | - | | |
| SERIES | | BACK STYLE | | TYPE | | ARM | | ARM CAP | | FRAME FINISH | | OPTIONS | | FREIGHT REQUIREMENTS | | FREIGHT OPTION | FABRIC CODE |
| | | | | | | | | | | | | For additional options separate with (-) hyphen. | | | | | Please refer to allseating.com for fabric codes. |

INFO
PILLOWS
ASTUTE
ARTES
CHIROFORM
DONE
EIGHTY TWO
ENTAIL
EXCHANGE
FLUID
FOSTER
HALSA
INERTIA
JIF
L1
LEVO
MANTRA
MULTI
PRATA
PRESTO
RAINBOW
RAY
REQUEST
THERAPOD
TUCK
YOU
ZIP

HALSA® TRIPLE FULL ARM

DESIGN | ALLSEATING
GSA SIN | 33721



| BASE PRICE \$2,040 | | | | | | | | | | | |
|----------------------|---------|-----------------|---------|-----------------|---------|---------|---------|---------|-----------|-----------|-----------|
| H1032-OA-NC | | | | | | | | | | | |
| Code | Grade 1 | Grade 2/ COM | Grade 3 | Grade 4/ COL | Grade 5 | Grade 6 | Grade 7 | Grade 8 | Leather 1 | Leather 2 | Leather 3 |
| OA | \$2,040 | \$2,208 | \$2,316 | \$2,460 | \$2,586 | \$2,808 | \$3,060 | \$3,342 | \$3,957 | \$4,230 | \$5,052 |
| CA | \$2,290 | \$2,493 | \$2,624 | \$2,798 | \$2,950 | \$3,218 | \$3,523 | \$3,863 | \$4,606 | \$4,936 | \$5,930 |

FEATURES

- 1" full cleanout
- 14 gauge tubular steel frame
- Molded foam
- Wallsaver frame design
- Black non-marring nylon glides
- Arm caps designed for easy ingress and egress

DIMENSIONS

- Overall: 35.5"H | 69"W | 24.75"D
- Seat: 18"H | 63"W | 18.5"D
- Back: 18"H | 63"W
- Arm: 26"H
- COM Seat: 3 yds
- COM Back: 2 yds
- COM Full: 6 yds
- COM Closed Arm: 1.25 yds

| SERIES | H1 | Halsa Upholstered | QS | \$ |
|----------------------|-----|---|----|--------|
| BACK STYLE | 0 | Midback | | - |
| TYPE | 32 | Triple with Full Arms | | - |
| ARM | OA | Open Arm | | - |
| | CA | Closed Arm* | | VAR |
| ARM CAP | TP | Taupe Polyurethane | | \$150 |
| | GR | Grey Polyurethane | | \$150 |
| | BK | Black Polyurethane | | \$150 |
| | HRM | Hard Rock Maple Wood | | \$260 |
| | RC | Rustic Cherry Wood Cap | | \$260 |
| | CP | Chocolate Pear Wood | | \$260 |
| FRAME FINISH | BI | Corian Bisque | | \$700 |
| | SR | Corian Silverite | | \$1100 |
| | SVR | Silver | | - |
| | BM | Bronze Matte | | - |
| OPTIONS | GM | Metallic Gunmetal | | \$42 |
| | RE | Removeable Covers | | \$165 |
| | MB | Moisture Barrier (Seat only) | | \$270 |
| FREIGHT OPTIONS | CL | CAL TB133 | | \$330 |
| | KD | Knocked Down | | - |
| | BW | Blanket Wrapped - Fully Assembled (25 seat minimum) | | \$225 |
| FREIGHT REQUIREMENTS | AS | Allseating Standard | | - |
| | FQ | Special Freight Instructions (Call for Quote) | | VAR |
| | GD | Guaranteed Delivery Date and Time (Call for Quote) | | VAR |

NOTES

- Warranted for users up to 500 lbs/seat
- This product meets the requirements set forth in ANSI/BIFMA HCF8.1
- *Arm Cap must accompany the Closed Arm option

TO ORDER SIMPLY FILL IN THE BLANKS

| | | | | | | | | | | | | | | | | | |
|--|---|------------|---|------|---|-----|---|---------|---|--------------|---|---------|---|----------------------|---|----------------|-------------|
| H1 | - | 0 | - | 32 | - | | - | | - | | - | | - | | - | | |
| SERIES | | BACK STYLE | | TYPE | | ARM | | ARM CAP | | FRAME FINISH | | OPTIONS | | FREIGHT REQUIREMENTS | | FREIGHT OPTION | FABRIC CODE |
| <p>For additional options separate with (-) hyphen. Please refer to allseating.com for fabric codes.</p> | | | | | | | | | | | | | | | | | |



HALSA® SIDE TABLE

DESIGN | ALLSEATING
GSA SIN | 33721

BASE PRICE | \$795
H4X01

FEATURES

- 14 guage tubular steel frame
- Seamless thermofoil surface
- Black non-marring nylon glides

DIMENSIONS

- Overall: 16"H | 19.5"W | 19.5"D

| SERIES | H4 | Halsa Table | QS | \$ |
|----------------------|-----|---|----|------|
| STYLE | X | Not Applicable | | - |
| TYPE | 01 | Side Table | | - |
| FRAME FINISH | SVR | Silver | | - |
| | BM | Bronze Matte | | - |
| | GM | Metallic Gunmetal | | \$42 |
| TABLE FINISH | DW | Designer White | | - |
| | HRM | Hard Rock Maple | | - |
| | RC | Rustic Cherry Wood Cap | | - |
| | CP | Chocolate Pear | | - |
| FREIGHT OPTIONS | KD | Knocked Down | | - |
| | BW | Blanket Wrapped - Fully Assembled (25 seat minimum) | | \$75 |
| FREIGHT REQUIREMENTS | AS | Allseating Standard | | - |
| | FQ | Special Freight Instructions (Call for Quote) | | VAR |
| | GD | Guaranteed Delivery Date and Time (Call for Quote) | | VAR |

NOTES

- Ships knocked down
- Warranted up to 500lbs.
- This product meets the requirements set forth in ANSI/BIFMA HCF8.1

TO ORDER SIMPLY FILL IN THE BLANKS

H4 - X - 01 - - - -
 SERIES STYLE TYPE FRAME FINISH TABLE FINISH FREIGHT OPTION FREIGHT REQUIREMENTS

HALSA® COFFEE TABLE

DESIGN | ALLSEATING
GSA SIN | 33721



BASE PRICE | \$975
H4X02

FEATURES

- 14 gauge tubular steel frame
- Seamless thermofoil surface
- Black non-marring nylon glides

DIMENSIONS

- Overall: 16"H | 39.5"W | 21.5"D

| SERIES | H4 | Halsa Table | QS | \$ |
|----------------------|-----|---|----|------|
| STYLE | X | Not Applicable | | - |
| TYPE | 02 | Coffee Table | | - |
| FRAME FINISH | SVR | Silver | | - |
| | BM | Bronze Matte | | - |
| | GM | Metallic Gunmetal | | \$42 |
| TABLE FINISH | DW | Designer White | | - |
| | HRM | Hard Rock Maple | | - |
| | RC | Rustic Cherry Wood Cap | | - |
| | CP | Chocolate Pear | | - |
| FREIGHT OPTIONS | KD | Knocked Down | | - |
| | BW | Blanket Wrapped - Fully Assembled (25 seat minimum) | | \$75 |
| FREIGHT REQUIREMENTS | AS | Allseating Standard | | - |
| | FQ | Special Freight Instructions (Call for Quote) | | VAR |
| | GD | Guaranteed Delivery Date and Time (Call for Quote) | | VAR |

NOTES

- Ships knocked down
- Warranted up to 500lbs.
- This product meets the requirements set forth in ANSI/BIFMA HCF8.1

TO ORDER SIMPLY FILL IN THE BLANKS

| | | | | | | | | | | | | |
|--------|---|-------|---|------|---|--------------|---|--------------|---|----------------|---|----------------------|
| H4 | - | X | - | 02 | - | | - | | - | | - | |
| SERIES | | STYLE | | TYPE | | FRAME FINISH | | TABLE FINISH | | FREIGHT OPTION | | FREIGHT REQUIREMENTS |



HALSA® END TABLE

DESIGN | ALLSEATING
GSA SIN | 33721

BASE PRICE | \$625
H4X03

FEATURES

- 14 gauge tubular steel frame
- Seamless thermofoil surface
- Black non-marring nylon glides

DIMENSIONS

- Overall: 16"H | 17"W | 19.5"D

| SERIES | H4 | Halsa Table | QS | \$ |
|----------------------|-----|--|----|------|
| STYLE | X | Not Applicable | | - |
| TYPE | 03 | End Table | | - |
| FRAME FINISH | SVR | Silver | | - |
| | BM | Bronze Matte | | - |
| | GM | Metallic Gunmetal | | \$42 |
| TABLE FINISH | DW | Designer White | | - |
| | HRM | Hard Rock Maple | | - |
| | RC | Rustic Cherry Wood Cap | | - |
| | CP | Chocolate Pear | | - |
| FREIGHT OPTIONS | KD | Knocked Down | | - |
| FREIGHT REQUIREMENTS | AS | Allseating Standard | | - |
| | FQ | Special Freight Instructions (Call for Quote) | | VAR |
| | GD | Guaranteed Delivery Date and Time (Call for Quote) | | VAR |

NOTES

- Ships knocked down
- Warranted up to 350 lbs.
- This product meets the requirements set forth in ANSI/BIFMA HCF8.1

TO ORDER SIMPLY FILL IN THE BLANKS

| | | | | | | |
|--------|-------|------|--------------|--------------|----------------|----------------------|
| H4 | X | 03 | | | KD | |
| SERIES | STYLE | TYPE | FRAME FINISH | TABLE FINISH | FREIGHT OPTION | FREIGHT REQUIREMENTS |

HALSA® CORNER TABLE

DESIGN | ALLSEATING
GSA SIN | 33721



BASE PRICE | \$720
H4X06

FEATURES

- 14 gauge tubular steel frame
- Seamless thermofoil surface
- Black non-marring nylon glides

DIMENSIONS

- Overall: 16"H | 23.25"W | 23.25"D

| SERIES | H4 | Halsa Table | QS | \$ |
|----------------------|-----|--|----|------|
| STYLE | X | Not Applicable | | - |
| TYPE | 06 | Corner Table | | - |
| FRAME FINISH | SVR | Silver | | - |
| | BM | Bronze Matte | | - |
| | GM | Metallic Gunmetal | | \$42 |
| TABLE FINISH | DW | Designer White | | - |
| | HRM | Hard Rock Maple | | - |
| | RC | Rustic Cherry Wood Cap | | - |
| | CP | Chocolate Pear | | - |
| FREIGHT OPTIONS | KD | Knocked Down | | - |
| FREIGHT REQUIREMENTS | AS | Allseating Standard | | - |
| | FQ | Special Freight Instructions (Call for Quote) | | VAR |
| | GD | Guaranteed Delivery Date and Time (Call for Quote) | | VAR |

NOTES

- Ships knocked down
- Warranted up to 350 lbs.
- This product meets the requirements set forth in ANSI/BIFMA HCF8.1

TO ORDER SIMPLY FILL IN THE BLANKS

| | | | | | | |
|--------|-------|------|--------------|--------------|----------------|----------------------|
| H4 | X | 06 | | | KD | |
| SERIES | STYLE | TYPE | FRAME FINISH | TABLE FINISH | FREIGHT OPTION | FREIGHT REQUIREMENTS |

HALSA® IN LINE TABLE

DESIGN | ALLSEATING
GSA SIN | 33721



BASE PRICE | \$525
H4X05

FEATURES

- 14 gauge tubular steel frame
- Seamless thermofoil surface
- Black non-marring nylon glides

DIMENSIONS

- Overall: 16"H | 17"W | 19.5"D

| SERIES | H4 | Halsa Table | QS | \$ |
|----------------------|-----|--|----|------|
| STYLE | X | Not Applicable | | - |
| TYPE | 05 | In-Line Table | | - |
| FRAME FINISH | SVR | Silver | | - |
| | BM | Bronze Matte | | - |
| | GM | Metallic Gunmetal | | \$42 |
| TABLE FINISH | DW | Designer White | | - |
| | HRM | Hard Rock Maple | | - |
| | RC | Rustic Cherry Wood Cap | | - |
| | CP | Chocolate Pear | | - |
| FREIGHT OPTIONS | KD | Knocked Down | | - |
| FREIGHT REQUIREMENTS | AS | Allseating Standard | | - |
| | FQ | Special Freight Instructions (Call for Quote) | | VAR |
| | GD | Guaranteed Delivery Date and Time (Call for Quote) | | VAR |

NOTES

- Ships knocked down
- Warranted up to 350 lbs.
- This product meets the requirements set forth in ANSI/BIFMA HCF8.1

TO ORDER SIMPLY FILL IN THE BLANKS

| | | | | | | |
|--------|-------|------|--------------|--------------|----------------|----------------------|
| H4 | X | 05 | | | KD | |
| SERIES | STYLE | TYPE | FRAME FINISH | TABLE FINISH | FREIGHT OPTION | FREIGHT REQUIREMENTS |



INERTIA[®] MESH MIDBACK

DESIGN | ALLSEATING
GSA SIN | 33721

BASE PRICE | \$460
77089-NA

| Grade 1 | Grade 2/ COM | Grade 3 | Grade 4/COL | Grade 5 | Grade 6 | Grade 7 | Grade 8 | Leather 1 | Leather 2 | Leather 3 |
|---------|-----------------|---------|-------------|---------|---------|---------|---------|-----------|-----------|-----------|
| \$460 | \$481 | \$495 | \$513 | \$528 | \$556 | \$588 | \$623 | \$700 | \$734 | \$837 |

FEATURES

- 4.25" cylinder
- Black or smoke nylon base
- Mesh back
- Molded seat foam with upholstered stitch detail
- For arm features and travel specifications, see page 16
- Carpet casters
- 24|7 Warranty on Synchro Tilt (40) mechanism, options included are T2 arms and Seat Slider. For more details see page 161

DIMENSIONS

- Overall [Synchro Tilt]: 35.5"- 39.75"H | 28.5"W | 28.5"D
- Overall [Deluxe Tilt J-Bar]: 37"-41.25"H | 28.5"W | 28.5"D
- Overall [Basic Synchro Tilt]: 36"-40.5"H | 28.5"W | 28.5"D
- Seat [Synchro Tilt]: 16.75"- 21"H | 20"W | 19.5"D
- Seat [Deluxe Tilt J-Bar]: 17"-21.25"H | 20"W | 19.5"D
- Seat [Basic Synchro Tilt]: 17"-21.5"H | 20"W | 19.5"D
- Back: 19"H | 19"W
- COM: 0.75 yd.

NOTES

- Ships knocked down.
- For BW and FA freight options, minimum quantities apply
- All other features are dependant on the control specified. Please refer to Control Choice on page ?? for full description of available features.
- Tension is adjustable on OHC and OHH casters to accommodate various surfaces
- This product meets the requirements set forth in ANSI/BIFMA X5.1-2011 and is warranted for users up to 350 lbs.
- Dimensions are dependant on options selected. Product can be configured to comply with BIFMA G1-2002 guidelines.
- Smoke Finish | L2, T2 and 4D arms are the only arms available in Smoke and will match base when selected.
- If requiring a 3" seat slider, please specify with code SE rather than SS
- ***Composite base and casters will be substituted if HS or LS is selected.
- For mesh model code see page 22.

| SERIES | 77 | Inertia Mesh Back | QS | \$ |
|---|------------|--|----|-------|
| BACK STYLE | 0 | Midback | • | - |
| CONTROL | 89 | Basic Synchro Tilt (BT-4) | • | - |
| | 40 | Synchro Tilt (ST) | • | \$78 |
| | 80 | Deluxe Tilt J-Bar (DJ) | • | \$168 |
| ARM | NA | No Arm | • | - |
| | CA | Conference Arm (Not Available with Deluxe Tilt J-Bar) | • | \$48 |
| | L2 | Dual Function Arm | • | \$95 |
| | T2 | Task 2 Arm (Available with AWK or AWL) | • | \$110 |
| | 4D | 4 Dimensional Arm (Available with AWK or AWL) | • | \$130 |
| | MF | Multi-functional Arm (width adjustment incl.), see page 16 | • | \$158 |
| | T7 | Ergonomic Task Arm | • | \$295 |
| FRAME FINISH | BKN | Black Nylon | • | - |
| | SKN | Smoke Nylon (Available arms L2, T2, 4D) | • | \$48 |
| | BRN | Birch Nylon [Available arms T2, 4D, L2, and T7] | • | \$48 |
| BACK MESH (see page 22 for mesh model code) | M1 | M1 Mesh | • | \$42 |
| | M2 | M2 Mesh | • | \$126 |
| | M3 | M3 Mesh | • | \$126 |
| | M4 | M4 Mesh | • | \$126 |
| | M7 | M7 Mesh | • | - |
| | M10 | M10 Mesh | • | \$42 |
| OPTIONS | SC | Sit to Counter (Black frame and Synchro Tilt only) | • | \$138 |
| | AWK | Adjustable Width Bracket (Knob) | • | \$30 |
| | AWL | Adjustment Width Bracket (Lever) | • | \$40 |
| | LH | 65mm (2.5") Dual Surface Casters | • | \$32 |
| | OHH | OH Dual Surface Casters [adjustable] | • | \$95 |
| | OHC | OH Carpet Casters [adjustable] | • | \$63 |
| | BC | Birch 65mm (2.5") Dual Surface Casters | • | \$32 |
| | HAB | High Profile Aluminum Base w/65mm Casters (Black frame only) | • | \$65 |
| | SS | Seat Slider (Standard 2.5" range) (not available with SC option) | • | \$85 |
| | BHA | Back Height Adjustment with (BT-4) Control | • | N/A |
| | BHA | Back Height Adjustment with (DJ) Control | • | - |
| | BHA | Back Height Adjustment with (ST) Control | • | \$90 |
| | IES | Inertia Ergonomic Small Seat (16"D 19"W) | • | - |
| | LS | Low Seat Height with 5" Travel*** (Black frame only, N/A with HAB) | • | \$53 |
| | HS | High Cylinder 5.5"**** | • | - |
| | CL | CAL TB133 | • | \$95 |
| FREIGHT OPTIONS | KD | Knocked Down | • | - |
| | BW | Blanket Wrapped - Fully Assembled (25 unit minimum) | • | \$55 |
| | FA | Fully Assembled in Carton (25 unit minimum) | • | \$75 |
| FREIGHT REQUIREMENTS | AS | Allseating Standard | • | - |
| | FQ | Special Freight Instructions (Call for Quote) | • | VAR |
| | GD | Guaranteed Delivery Date and Time (Call for Quote) | • | VAR |

TO ORDER SIMPLY FILL IN THE BLANKS

| | | | | | | | | |
|---------------|-------------------|----------------|------------|------------------|--|-----------------------|-----------------------------|--|
| 77 | 0 | | | | | | | |
| SERIES | BACK STYLE | CONTROL | ARM | BACK MESH | OPTIONS For additional options separate with (-) hyphen. | FREIGHT OPTION | FREIGHT REQUIREMENTS | FABRIC CODE Please refer to allseating.com for fabric codes. |

INFO
PILLOWS
ASUITE
AILES
CHROFORM
DOVE
EIGHT TWO
ENTAIL
EXCHANGE
FLUID
FOSTER
HALSA
INERTIA
JIF
L1
LEVO
MANTRA
MULTI
PRATA
PRESTO
RAINBOW
RAY
REQUIRE
THERAPOD
TUCK
YOU
ZIP



INERTIA[®] MESH HIGHBACK

DESIGN | ALLSEATING
GSA SIN | 33721

BASE PRICE | \$495
77189-NA

| Grade 1 | Grade 2/ COM | Grade 3 | Grade 4/COL | Grade 5 | Grade 6 | Grade 7 | Grade 8 | Leather 1 | Leather 2 | Leather 3 |
|---------|-----------------|---------|-------------|---------|---------|---------|---------|-----------|-----------|-----------|
| \$495 | \$516 | \$530 | \$548 | \$563 | \$591 | \$623 | \$658 | \$735 | \$769 | \$872 |

FEATURES

- 4.25" cylinder
- Black or smoke nylon base
- Mesh back
- Molded seat foam with upholstered stitch detail
- For arm features and travel specifications, see page 16
- Carpet casters
- 24/7 Warranty on Synchro Tilt (40) mechanism, options included are T2 arms and Seat Slider. For more details see page 161

DIMENSIONS

- Overall [Synchro Tilt]: 38.75"-43"H | 28.5"W | 28.5"D
- Overall [Deluxe Tilt J-Bar]: 40.75"-45"H | 28.5"W | 28.5"D
- Overall [Basic Synchro Tilt]: 39.25"-43.5"H | 28.5"W | 28.5"D
- Seat [Synchro Tilt]: 16.75"-21"H | 20"W | 19.5"D
- Seat [Deluxe Tilt J-Bar]: 17"-21.25"H | 20"W | 19.5"D
- Seat [Basic Synchro Tilt]: 17"-21.5"H | 20"W | 19.5"D
- Back: 21"H | 19"W
- COM: 0.75 yd.

NOTES

- Ships knocked down.
- For BW and FA freight options, minimum quantities apply
- Tension is adjustable on OHC and OHH casters to accommodate various surfaces
- All other features are dependant on the control specified. Please refer to Control Choice on page 8 for full description of available features.
- This product meets the requirements set forth in ANSI/BIFMA X5.1-2011 and is warranted for users up to 350 lbs.
- Dimensions are dependant on options selected. Product can be configured to comply with BIFMA G1-2002 guidelines.
- Smoke Finish | L2, T2 and 4D arms are the only arms available in Smoke and will match base when selected.
- ***Composite base and casters will be substituted if HS or LS is selected.
- For mesh model code see page 22.

| SERIES | 77 | Inertia Mesh Back | QS | \$ |
|-----------------------------------|------------|--|----|-------|
| BACK STYLE | 1 | Highback | • | - |
| CONTROL | 89 | Basic Synchro Tilt (BT-4) | • | - |
| | 40 | Synchro Tilt (ST) | • | \$78 |
| | 80 | Deluxe Tilt J-Bar (DJ) | • | \$168 |
| ARM | NA | No Arm | • | - |
| | CA | Conference Arm (Not Available with Deluxe Tilt J-Bar) | • | \$48 |
| | L2 | Dual Function Arm | • | \$95 |
| | T2 | Task 2 Arm (Available with AWK or AWL) | • | \$110 |
| | 4D | 4 Dimensional Arm (Available with AWK or AWL) | • | \$130 |
| | MF | Multi-functional Arm (width adjustment incl.) See page 16 | • | \$158 |
| | T7 | Ergonomic Task Arm | • | \$295 |
| FRAME FINISH | BKN | Black Nylon | • | - |
| | SKN | Smoke Nylon (Available arms L2, T2, 4D) | • | \$48 |
| | BRN | Birch Nylon [Available arms T2, 4D, L2, and T7] | • | \$48 |
| BACK MESH | M1 | M1 Mesh | • | \$42 |
| (see page 22 for mesh model code) | M2 | M2 Mesh | • | \$126 |
| | M3 | M3 Mesh | • | \$126 |
| | M4 | M4 Mesh | • | \$126 |
| | M7 | M7 Mesh | • | - |
| | M10 | M10 Mesh | • | \$45 |
| OPTIONS | SC | Sit to Counter (Black frame and Synchro Tilt only) | • | \$138 |
| | AWK | Adjustable Width Bracket (Knob) | • | \$30 |
| | AWL | Adjustment Width Bracket (Lever) | • | \$40 |
| | LH | 65mm (2.5") Dual Surface Casters | • | \$32 |
| | OHH | OH Dual Surface Casters [adjustable] | • | \$95 |
| | OHC | OH Carpet Casters [adjustable] | • | \$65 |
| | BC | Birch 65mm (2.5") Dual Surface Casters | • | \$32 |
| | HAB | High Profile Aluminum Base w/65mm Casters (Black frame only) | • | \$65 |
| | SS | Seat Slider (Standard 2.5" range) (not available with SC option) | • | \$85 |
| | BHA | Back Height Adjustment with (BT-4) Control | • | N/A |
| | BHA | Back Height Adjustment with (DJ) Control | • | - |
| | BHA | Back Height Adjustment with (ST) Control | • | \$90 |
| | IES | Inertia Ergonomic Small Seat (16"D 19"W) | • | - |
| | LS | Low Seat Height with 5" Travel*** (Black frame only, N/A with HAB) | • | \$53 |
| | HS | High Cylinder 5.5"*** | • | - |
| | CL | CAL TB133 | • | \$95 |
| FREIGHT OPTIONS | KD | Knocked Down | • | - |
| | BW | Blanket Wrapped - Fully Assembled (25 unit minimum) | • | \$55 |
| | FA | Fully Assembled in Carton (25 unit minimum) | • | \$75 |
| FREIGHT REQUIREMENTS | AS | Allseating Standard | • | - |
| | FQ | Special Freight Instructions (Call for Quote) | • | VAR |
| | GD | Guaranteed Delivery Date and Time (Call for Quote) | • | VAR |

TO ORDER SIMPLY FILL IN THE BLANKS

| | | | | | | | | | | | | | | |
|---------------|---|-------------------|---|----------------|---|------------|---|------------------|---|--|---|-----------------------|---|--|
| 77 | - | 1 | - | | - | | - | | - | | - | | - | |
| SERIES | | BACK STYLE | | CONTROL | | ARM | | BACK MESH | | OPTIONS For additional options separate with (-) hyphen. | | FREIGHT OPTION | | FREIGHT REQUIREMENTS |
| | | | | | | | | | | | | | | FABRIC CODE Please refer to allseating.com for fabric codes. |

INFO
PILLOWS
ASUITE
ARLES
CHAIRFORM
DONE
EIGHTY TWO
ENTAIL
EXCHANGE
FLUID
FOSTER
HALSA
INERTIA
JIF
L1
LEVO
MANTRA
MULTI
PRATA
PRESTO
RAINBOW
RAY
REQUEST
THERAPOD
TUCK
YOU
ZIP



INERTIA® +PLUS MESH BACK

DESIGN | ALLSEATING
GSA SIN | 33721

BASE PRICE | \$610
77440-NA

| Grade 1 | Grade 2/ COM | Grade 3 | Grade 4/COL | Grade 5 | Grade 6 | Grade 7 | Grade 8 | Leather 1 | Leather 2 | Leather 3 |
|---------|-----------------|---------|-------------|---------|---------|---------|---------|-----------|-----------|-----------|
| \$610 | \$638 | \$656 | \$680 | \$701 | \$738 | \$780 | \$827 | \$930 | \$975 | \$1,112 |

FEATURES

- 4.25" cylinder
- Black nylon base
- Mesh back
- Molded seat foam with upholstered stitch detail
- For arm features and travel specifications, see page 16
- Carpet casters

DIMENSIONS

- Overall [Synchro Tilt]: 42.5"-46.75"H | 28.5"W | 28.5"D
- Seat [Synchro Tilt]: 18"- 22.25"H | 22"W | 20.5"D
- Back: 24"H | 22.5"W
- COM: 1 yd.

NOTES

- Ships knocked down.
- For BW and FA freight options, minimum quantities apply
- All other features are dependant on the control specified. Please refer to Control Choice on page ?? for full description of available features.
- Tension is adjustable on OHC and OHH casters to accommodate various surfaces
- This product meets the requirements set forth in ANSI/BIFMA X5.1-2011 and is warranted for users up to 350 lbs.
- Dimensions are dependant on options selected. Product can be configured to comply with BIFMA G1-2002 guidelines.
- Smoke Finish | L2, T2 and 4D arms are the only arms available in Smoke and will match base when selected.
- ***Composite base and casters will be substituted if HS or LS is selected.
- For mesh model code see page 22.

| SERIES | 77 | Inertia Mesh Back | QS | \$ |
|-----------------------------|---|---|---------------------------------|-------|
| BACK STYLE | 4 | +Plus | • | - |
| CONTROL | 40 | Synchro Tilt (ST) | • | - |
| ARM | NA | No Arm | • | - |
| | CA | Conference Arm | | \$48 |
| | T2 | Task 2 Arm (Available with AWK or AWL) | • | \$110 |
| | 4D | 4 Dimensional Arm (Available with AWK or AWL) | • | \$130 |
| | MF | Multi-functional Arm (width adjustment incl.) See page ?? | • | \$158 |
| | T7 | Ergonomic Task Arm | | \$295 |
| | BACK MESH (see page 22 for mesh model code) | M1 | M1 Mesh | |
| M2 | | M2 Mesh | | \$126 |
| M3 | | M3 Mesh | | \$126 |
| M4 | | M4 Mesh | | \$126 |
| M7 | | M7 Mesh | • | - |
| M10 | | M10 Mesh | | \$42 |
| OPTIONS | | AWK | Adjustable Width Bracket (Knob) | • |
| | AWL | Adjustment Width Bracket (Lever) | • | \$40 |
| | LH | 65mm (2.5") Dual Surface Casters | • | \$32 |
| | OHH | OH Dual Surface Casters [adjustable] | • | \$95 |
| | OHC | OH Carpet Casters [adjustable] | • | \$63 |
| | G | Glides*** (N/A with HAB) | • | \$30 |
| | HAB | High Profile Aluminum Base w/65mm Casters | • | \$65 |
| | SS | Seat Slider (Standard 2.5" range) | • | \$85 |
| | CL | CAL TB133 | | \$95 |
| | FREIGHT OPTIONS | KD | Knocked Down | |
| BW | | Blanket Wrapped - Fully Assembled (25 unit minimum) | | \$55 |
| FA | | Fully Assembled in Carton (25 unit minimum) | | \$75 |
| FREIGHT REQUIREMENTS | AS | Allseating Standard | | - |
| | FQ | Special Freight Instructions (Call for Quote) | | VAR |
| | GD | Guaranteed Delivery Date and Time (Call for Quote) | | VAR |

TO ORDER SIMPLY FILL IN THE BLANKS

| | | | | | | | | |
|---------------|-------------------|----------------|------------|------------------|--|-----------------------|-----------------------------|--|
| 77 | 4 | 40 | | | | | | |
| SERIES | BACK STYLE | CONTROL | ARM | BACK MESH | OPTIONS For additional options separate with (-) hyphen. | FREIGHT OPTION | FREIGHT REQUIREMENTS | FABRIC CODE Please refer to allseating.com for fabric codes. |



INERTIA[®] MESH STOOL

DESIGN | ALLSEATING
GSA SIN | 33721

| BASE PRICE \$600 | | | | | | | | | | |
|--------------------|-----------------|---------|-------------|---------|---------|---------|---------|-----------|-----------|-----------|
| 77019-NA | | | | | | | | | | |
| Grade 1 | Grade 2/ COM | Grade 3 | Grade 4/COL | Grade 5 | Grade 6 | Grade 7 | Grade 8 | Leather 1 | Leather 2 | Leather 3 |
| \$600 | \$621 | \$635 | \$653 | \$668 | \$696 | \$728 | \$763 | \$840 | \$874 | \$977 |

FEATURES

- 8" cylinder
- Composite base
- Molded seat foam
- For arm features and travel specifications, see page 16
- Adjustable Foot ring
- Carpet casters
- Includes height adjustable foot ring

DIMENSIONS

- Overall [Basic Stool]: 38"-45.5"H | 28"W | 28"D
- Seat [Basic Stool]: 20.25"-27.75"H | 20"W | 19.5"D
- Overall [10" Stool]: 38.5"-48.5"H | 27"W | 27"D
- Seat [10" Stool]: 20.75"-30.75"H | 20"W | 19.5"D
- Back: 19"H | 19"W
- COM Full: 1.75 yd.

NOTES

- Ships knocked down
- For BW and FA freight options, minimum quantities apply
- Tension is adjustable on OHC and OHH casters to accommodate various surfaces
- This product meets the requirements set forth in ANSI/BIFMA X5.1-2011 and is warranted for users up to 350 lbs.
- Dimensions are dependant on options selected. Product can be configured to comply with BIFMA G1-2002 guidelines.
- For mesh model code see page 22.

| SERIES | 77 | Inertia Mesh Back | QS | \$ | |
|-----------------------------|---|--|---|-------|------|
| BACK STYLE | 0 | Midback | • | - | |
| CONTROL | 19 | Basic Stool [B2] | • | - | |
| ARM | NA | No Arm | • | - | |
| | CA | Conference Arm [N/A with AWK and AWL] | • | \$48 | |
| | T2 | Task 2 Arm [Available with AWK or AWL] | • | \$110 | |
| | 4D | 4 Dimensional Arm [Available with AWK or AWL] | • | \$130 | |
| | MF | Multi-Functional Arm [Width Adjustment Incl.] see pg ?? | • | \$158 | |
| | BACK MESH (see page 22 for mesh model code) | M1 | M1 Mesh | | \$42 |
| M2 | | M2 Mesh | | \$126 | |
| M3 | | M3 Mesh | | \$126 | |
| M4 | | M4 Mesh | | \$126 | |
| M7 | | M7 Mesh | • | - | |
| M10 | | M10 Mesh | | \$42 | |
| OPTIONS | | AWL | Adjustment Width Bracket [Lever] | • | \$40 |
| | H | Dual Surface Casters [10" Stool Only] | • | \$30 | |
| | LH | Dual Surface Casters [8" Stool Only] | • | \$32 | |
| | OHH | OH Dual Surface Casters [adjustable 8" Stool Only] | • | \$95 | |
| | OHC | OH Carpet Casters [adjustable 8" Stool Only] | • | \$63 | |
| | G | Glides [10" Stool Only] | • | \$30 | |
| | AB | Aluminum Base | • | \$65 | |
| | SS | Seat Slider Seat Slider (Standard 2.5" range) (8" Cylinder Only) | • | \$85 | |
| | 10 | 10" Stool Package | • | \$36 | |
| | IES | Inertia Ergonomic Small Seat (16"D 19"W) | | - | |
| | CL | CAL TB133 | | \$95 | |
| | FREIGHT OPTIONS | KD | Knocked Down | | - |
| | | BW | Blanket Wrapped - Fully Assembled (25 unit minimum) | | \$55 |
| FA | | Fully Assembled in Carton [25 unit minimum] | | \$75 | |
| FREIGHT REQUIREMENTS | AS | Allseating Standard | | - | |
| | FQ | Special Freight Instructions [Call for Quote] | | VAR | |
| | GD | Guaranteed Delivery Date and Time (Call for Quote) | | VAR | |

TO ORDER SIMPLY FILL IN THE BLANKS

| | | | | | | | | | | | | | | |
|---------------|---|-------------------|---|----------------|---|------------|---|------------------|---|--|---|-----------------------|---|--|
| 77 | - | 0 | - | 19 | - | | - | | - | | - | | - | |
| SERIES | | BACK STYLE | | CONTROL | | ARM | | BACK MESH | | OPTIONS | | FREIGHT OPTION | | FREIGHT REQUIREMENTS |
| | | | | | | | | | | For additional options separate with (-) hyphen. | | | | Please refer to allseating.com for fabric codes. |

INFO
PILLOWS
ASTUTE
ARTES
CHIROFORM
DONE
EIGHTY TWO
ENTAIL
EXCHANGE
FLUID
FOSTER
HALSA
INERTIA
JIF
L1
LEVO
MANTRA
MULTI
PRATA
PRESTO
RAINBOW
RAY
REQUISITE
THERAPOD
TUCK
YOU
ZIP



INERTIA[®] MESH GUEST

DESIGN | ALLSEATING
GSA SIN | 33721

| BASE PRICE \$315 | | | | | | | | | | |
|--------------------|-----------------|---------|-------------|---------|---------|---------|---------|-----------|-----------|-----------|
| 77054-NA | | | | | | | | | | |
| Grade 1 | Grade 2/ COM | Grade 3 | Grade 4/COL | Grade 5 | Grade 6 | Grade 7 | Grade 8 | Leather 1 | Leather 2 | Leather 3 |
| \$315 | \$336 | \$350 | \$368 | \$383 | \$411 | \$443 | \$478 | \$555 | \$589 | \$692 |

FEATURES

- Mesh back
- Upholstered seat
- Black non-marring glides
- Stacks 10 on a dolly
- Stacks 5 on the floor
- Stacks 2 high with casters

DIMENSIONS

- Side Overall NA: 32"H | 18"W | 24"D
- Side Overall WA: 32"H | 24"W | 24"D
- Seat: 17.5"H | 18"W | 18.5"D
- Back: 14.5"H | 18"W
- COM Full: 0.75 yd.
- +Plus Overall NA: 32"H | 20"W | 24"D
- +Plus Overall WA: 32"H | 26"W | 24"D
- Seat: 17.5"H | 19"W | 18.5"D
- Back: 14.5"H | 20"W
- COM Full: 0.75 yd.
- Dolly-10: 48"H | 22"W | 32"D
- Dolly-10 Fully Loaded: 66"H | 24"W | 36"D

NOTES

- Ships fully assembled.
- For BW freight option, minimum quantities apply
- Tension is adjustable on OHC and OHH casters to accommodate various surfaces
- For orders of less than 2, a cartoning surcharge of \$22 net will be incurred per order.
- Inertia Dolly-10 not available for +Plus Side.
- This product meets the requirements set forth in ANSI/BIFMA X5.1-2011 and is warranted for users up to 350 lbs.
- For mesh model code see page 22.

| SERIES | 77 | Inertia Mesh Back | QS | \$ |
|--|------|---|----|------|
| BACK STYLE | 0 | Midback | • | - |
| | 4 | +Plus | • | \$30 |
| LEG | 54 | 4 Leg | • | - |
| ARM | NA | No Arm | • | - |
| | WA | Inertia Guest Arm | • | \$45 |
| FRAME FINISH | SIL | Silver | • | - |
| | BK | Black | • | - |
| | GM | Metallic Gunmetal | • | - |
| BACK MESH (see page 22 for mesh model code) | M1 | M1 Mesh | | \$21 |
| | M2 | M2 Mesh | | \$63 |
| | M3 | M3 Mesh | | \$63 |
| | M4 | M4 Mesh | | \$63 |
| | M7 | M7 Mesh | • | - |
| | M10 | M10 Mesh | • | \$42 |
| OPTIONS | CA | Carpet Casters | • | \$48 |
| | TC | Tile Casters | • | \$55 |
| | GBWA | Ganging Brackets with Arms | • | \$35 |
| | GBNA | Ganging Brackets No Arms | • | \$35 |
| | CL | CAL TB133 | | \$95 |
| FREIGHT OPTIONS | FA | Fully Assembled | | - |
| | BW | Blanket Wrapped - Fully Assembled (25 unit minimum) | | \$25 |
| FREIGHT REQUIREMENTS | AS | Allseating Standard | | - |
| | FQ | Special Freight Instructions (Call for Quote) | | VAR |
| | GD | Guaranteed Delivery Date and Time (Call for Quote) | | VAR |

| | | | | |
|--|--------------------------|--|--|-------|
| | Inertia Dolly -10 | (N/A for +Plus) Please ensure Dolly has separate model/line item with quantities specified | | \$360 |
|--|--------------------------|--|--|-------|

TO ORDER SIMPLY FILL IN THE BLANKS

| | | | | | | | | | | | | | | | |
|---------------|---|-------------------|---|------------|---|------------|---|---------------------|---|------------------|---|--|---|-----------------------------|--|
| 77 | - | | - | 54 | - | | - | | - | | - | | - | | |
| SERIES | | BACK STYLE | | LEG | | ARM | | FRAME FINISH | | BACK MESH | | OPTIONS For additional options separate with (-) hyphen. | | FREIGHT REQUIREMENTS | FABRIC CODE Please refer to allseating.com for fabric codes. |

INFO
PILLOWS
ASTUTE
ATLES
CHIROFORM
DONE
EIGHTY TWO
ENTAIL
EXCHANGE
FLUID
FOSTER
HALSA
INERTIA
JIF
L1
LEVO
MANTRA
MULTI
PRATA
PRESTO
RAINBOW
RAY
REQUEST
THERAPOD
TUCK
YOU
ZIP



INERTIA[®] MESH BAR STOOL

DESIGN | ALLSEATING
GSA SIN | 33721

BASE PRICE | \$428
77056-NA

| Grade 1 | Grade 2/ COM | Grade 3 | Grade 4/COL | Grade 5 | Grade 6 | Grade 7 | Grade 8 | Leather 1 | Leather 2 | Leather 3 |
|---------|-----------------|---------|-------------|---------|---------|---------|---------|-----------|-----------|-----------|
| \$428 | \$449 | \$463 | \$481 | \$496 | \$524 | \$556 | \$591 | \$668 | \$702 | \$805 |

FEATURES

- Mesh back
- Upholstered seat
- Wall-saving designed frame
- Black non-marring glides

DIMENSIONS

- Overall NA: 43.5"H | 21"W | 25"D
- Overall WA: 43.5"H | 24"W | 25"D
- Seat: 29"H | 17"W | 18.5"D
- Back: 14.5"H | 18"W
- COM Full: 0.75 yd.

| SERIES | 77 | Inertia Mesh Back | QS | \$ |
|---|------------|---|----|------|
| BACK STYLE | 0 | Midback | | - |
| LEG | 56 | Bar Stool | | - |
| ARM | NA | No Arm | | - |
| | WA | Inertia Barstool Arm | | \$45 |
| FRAME FINISH | SIL | Silver | | - |
| | BK | Black | | - |
| | GM | Metallic Gunmetal | | - |
| BACK MESH (see page 22 for mesh model code) | M1 | M1 Mesh | | \$21 |
| | M2 | M2 Mesh | | \$63 |
| | M3 | M3 Mesh | | \$63 |
| | M4 | M4 Mesh | | \$63 |
| | M7 | M7 Mesh | | - |
| OPTIONS | M10 | M10 Mesh | | \$42 |
| | CL | CAL TB133 | | \$95 |
| FREIGHT OPTIONS | FA | Fully Assembled | | - |
| | BW | Blanket Wrapped - Fully Assembled [25 unit minimum] | | \$25 |
| FREIGHT REQUIREMENTS | AS | Allseating Standard | | - |
| | FQ | Special Freight Instructions [Call for Quote] | | VAR |
| | GD | Guaranteed Delivery Date and Time (Call for Quote) | | VAR |

NOTES

- Ships fully assembled, 1 per box.
- For BW freight option, minimum quantities apply
- This product meets the requirements set forth in ANSI/BIFMA X5.1-2011 and is warranted for users up to 350 lbs.
- Dimensions are dependant on options selected. Product can be configured to comply with BIFMA G1-2002 Guidelines.
- For mesh model code see page 22.

TO ORDER SIMPLY FILL IN THE BLANKS

| | | | | | | | | | | | | | | | | |
|---------------|---|-------------------|---|------------|---|------------|---|---------------------|---|------------------|---|--|---|-----------------------------|--|--|
| 77 | - | 0 | - | 56 | - | | - | | - | | - | | - | | | |
| SERIES | | BACK STYLE | | LEG | | ARM | | FRAME FINISH | | BACK MESH | | OPTIONS For additional options separate with (-) hyphen. | | FREIGHT REQUIREMENTS | | FABRIC CODE Please refer to allseating.com for fabric codes. |



INERTIA® UPHOLSTERED MIDBACK

DESIGN | ALLSEATING
GSA SIN | 33721

BASE PRICE | \$600
79089-NA

| Grade 1 | Grade 2/COM | Grade 3 | Grade 4/COL | Grade 5 | Grade 6 | Grade 7 | Grade 8 | Leather 1 | Leather 2 | Leather 3 |
|---------|-------------|---------|-------------|---------|---------|---------|---------|-----------|-----------|-----------|
| \$600 | \$649 | \$681 | \$723 | \$759 | \$824 | \$898 | \$980 | \$1,159 | \$1,239 | \$1,479 |

FEATURES

- 4.25" cylinder
- Black nylon base
- Molded seat foam with stitched upholstery detail
- For arm features and travel specifications, see page 16
- Carpet casters
- 24|7 Warranty on Synchro Tilt (40) mechanism, options included are T2 arms and Seat Slider. For more details see page 161

DIMENSIONS

- Overall [Synchro Tilt]: 35.5"- 39.75"H | 28.5"W | 28.5"D
- Overall [Deluxe Tilt J-Bar]: 37"-41.25"H | 28.5" W | 28.5"D
- Overall [Basic Synchro Tilt]: 36"-40.5"H | 28.5"W | 28.5"D
- Seat [Synchro Tilt]: 16.75"-21"H | 20"W | 19.5"D
- Seat [Deluxe Tilt J-Bar]: 17"- 21.25"H | 20"W | 19.5"D
- Seat [Basic Synchro Tilt]: 17"-21.5"H | 20"W | 19.5"D
- Back: 21"H | 19"W
- COM Full: 1.75 yd.

NOTES

- Ships knocked down.
- For BW and FA freight options, minimum quantities apply
- All other features are dependant on the control specified. Please refer to Control Choice on page 8 for full description of available features.
- Tension is adjustable on OHC and OHH casters to accommodate various surfaces
- This product meets the requirements set forth in ANSI/BIFMA X5.1-2011 and is warranted for users up to 350 lbs.
- Dimensions are dependant on options selected. Product can be configured to comply with BIFMA G1-2002 guidelines.
- Smoke Finish | L2, T2 and 4D arms are the only arms available in Smoke and will match base when selected
- ***Composite base and casters will be substituted if LS is selected.

| SERIES | 79 | Inertia Upholstered | QS | \$ |
|-----------------------------|------------|--|------|-------|
| BACK STYLE | 0 | Midback | • | - |
| CONTROL | 89 | Basic Synchro Tilt (BT-4) | • | - |
| | 40 | Synchro Tilt (ST) | • | \$78 |
| | 80 | Deluxe Tilt J-Bar (DJ) | • | \$168 |
| | NA | No Arm | • | - |
| ARM | CA | Conference Arm (Not Available with Deluxe Tilt J-Bar) | • | \$48 |
| | L2 | Dual Function Arm | • | \$95 |
| | T2 | Task 2 Arm (Available with AWK or AWL) | • | \$110 |
| | 4D | 4 Dimensional Arm (Available with AWK or AWL) | • | \$130 |
| | MF | Multi-functional Arm (width adjustment incl.) See Page ?? | • | \$158 |
| | T7 | Ergonomic Task Arm | • | \$295 |
| | BRN | Birch Nylon [Available arms T2, 4D, L2, and T7] | • | \$48 |
| FRAME FINISH | BKN | Black Nylon | • | - |
| | SKN | Smoke Nylon (Available arms L2, T2, 4D) | • | \$48 |
| | BRN | Birch Nylon [Available arms T2, 4D, L2, and T7] | • | \$48 |
| OPTIONS | SC | Sit to Counter (Black frame and Synchro Tilt only) | • | \$138 |
| | AWK | Adjustable Width Bracket (Knob) | • | \$30 |
| | AWL | Adjustment Width Bracket (Lever) | • | \$40 |
| | LH | 65mm (2.5") Dual Surface Casters | • | \$32 |
| | OHH | OH Dual Surface Casters [adjustable] | • | \$95 |
| | OHC | OH Carpet Casters [adjustable] | • | \$63 |
| | BC | Birch 65mm (2.5") Dual Surface Casters | • | \$32 |
| | HAB | High Profile Aluminum Base w/65mm Casters (Black frame only) | • | \$65 |
| | SS | Seat Slider (Standard 2.5" range) (not available with SC option) | • | \$85 |
| | BHA | Back Height Adjustment with (BT-4) Control | | N/A |
| | BHA | Back Height Adjustment with (DJ) Control | | - |
| | BHA | Back Height Adjustment with (ST) Control | • | \$90 |
| | IES | Inertia Ergonomic Small Seat (16"D 19"W) | • | - |
| | LS | Low Seat Height with 5" Travel*** (Black frame only, N/A with HAB) | • | \$53 |
| | HS | High Cylinder 5.5"*** | • | - |
| CL | CAL TB133 | | \$95 | |
| FREIGHT OPTIONS | KD | Knocked Down | • | - |
| | BW | Blanket Wrapped - Fully Assembled [25 unit minimum] | | \$55 |
| | FA | Fully Assembled in Carton [25 unit minimum] | | \$75 |
| FREIGHT REQUIREMENTS | AS | Allseating Standard | | - |
| | FQ | Special Freight Instructions (Call for Quote) | | VAR |
| | GD | Guaranteed Delivery Date and Time (Call for Quote) | | VAR |

TO ORDER SIMPLY FILL IN THE BLANKS

79 -
 0 -
 -
 -
 -
 -
 -

SERIES **BACK STYLE** **CONTROL** **ARM** **OPTIONS** **FREIGHT OPTION** **FREIGHT REQUIREMENTS** **FABRIC CODE**
 For additional options separate with (-) hyphen. Please refer to allseating.com for fabric codes.

INFO
PILLOWS
ASUITE
AILES
CHROFORM
DOME
EIGHTY TWO
ENTAIL
EXCHANGE
FLUID
FOSTER
HALSA
INERTIA
JIF
L1
LEVO
MANTRA
MULTI
PRATA
PRESTO
RAINBOW
RAY
REQUISITE
THERAPOD
TUCK
YOU
ZIP



INERTIA[®] UPHOLSTERED HIGHBACK

DESIGN | ALLSEATING
GSA SIN | 33721

BASE PRICE | \$682
79189-NA

| Grade 1 | Grade 2/ COM | Grade 3 | Grade 4/COL | Grade 5 | Grade 6 | Grade 7 | Grade 8 | Leather 1 | Leather 2 | Leather 3 |
|---------|-----------------|---------|-------------|---------|---------|---------|---------|-----------|-----------|-----------|
| \$682 | \$738 | \$774 | \$822 | \$864 | \$938 | \$1,022 | \$1,116 | \$1,321 | \$1,412 | \$1,686 |

FEATURES

- 4.25" cylinder
- Black nylon base
- Molded seat foam with upholstered stitch detail
- For arm features and travel specifications, see page 16
- Carpet casters
- 24|7 Warranty on Synchro Tilt (40) mechanism, options included are T2 arms and Seat Slider. For more details see page 161

DIMENSIONS

- Overall [Synchro Tilt]: 38.75"- 43"H | 28.5"W | 28.5"D
- Overall [Deluxe Tilt J-Bar]: 40.75"-45"H | 28.5" W | 28.5"D
- Overall [Basic Synchro Tilt]: 39.25"-43.5"H | 28.5"W | 28.5"D
- Seat [Synchro Tilt]: 16.75"-21"H | 20"W | 19.5"D
- Seat [Deluxe Tilt J-Bar]: 17"- 21.25"H | 20"W | 19.5"D
- Seat [Basic Synchro Tilt]: 17"-21.5"H | 20"W | 19.5"D
- Back: 21"H | 19"W
- COM Full: 2 yd.

NOTES

- Ships knocked down.
- For BW and FA Freight Options, minimum quantities apply, please check with Sales Support for details.
- All other features are dependant on the control specified. Please refer to Control Choice on page 8 for full description of available features.
- Tension is adjustable on OHC and OHH casters to accommodate various surfaces
- This product meets the requirements set forth in ANSI/BIFMA X5.1-2011 and is warranted for users up to 350 lbs.
- Dimensions are dependant on options selected. Product can be configured to comply with BIFMA G1-2002 guidelines.
- Smoke Finish | L2, T2 and 4D arms are the only arms available in Smoke and will match base when selected
- If requiring a 3" seat slider, please specify with code SE rather than SS
- ***Composite base and casters will be substituted if LS is selected.

| SERIES | 79 | Inertia Upholstered | QS | \$ |
|-----------------------------|------------|--|----|-------|
| BACK STYLE | 1 | Highback | • | - |
| CONTROL | 89 | Basic Synchro Tilt (BT-4) | • | - |
| | 40 | Synchro Tilt (ST) | • | \$78 |
| | 80 | Deluxe Tilt J-Bar (DJ) | • | \$168 |
| ARM | NA | No Arm | • | - |
| | CA | Conference Arm (Not Available with Deluxe Tilt J-Bar) | • | \$48 |
| | L2 | Dual Function Arm | • | \$95 |
| | T2 | Task 2 Arm (Available with AWK or AWL) | • | \$110 |
| | 4D | 4 Dimensional Arm (Available with AWK or AWL) | • | \$130 |
| | MF | Multi-functional Arm (width adjustment incl.) See page 16 | • | \$158 |
| | T7 | Ergonomic Task Arm | • | \$295 |
| FRAME FINISH | BKN | Black Nylon | • | - |
| | SKN | Smoke Nylon (Available arms L2, T2, 4D) | • | \$48 |
| | BRN | Birch Nylon [Available arms T2, 4D, L2, and T7] | • | \$48 |
| OPTIONS | SC | Sit to Counter (Black frame and Synchro Tilt only) | • | \$138 |
| | AWK | Adjustable Width Bracket (Knob) | • | \$30 |
| | AWL | Adjustment Width Bracket (Lever) | • | \$40 |
| | LH | 65mm (2.5") Dual Surface Casters | • | \$32 |
| | OHH | OH Dual Surface Casters [adjustable] | • | \$95 |
| | OHC | OH Carpet Casters [adjustable] | • | \$63 |
| | BC | Birch 65mm (2.5") Dual Surface Casters | • | \$32 |
| | HAB | High Profile Aluminum Base w/65mm Casters (Black frame only) | • | \$65 |
| | SS | Seat Slider (Standard 2.5" range) (not available with SC option) | • | \$85 |
| | BHA | Back Height Adjustment with (BT-4) Control | | N/A |
| | BHA | Back Height Adjustment with (DJ) Control | | - |
| | BHA | Back Height Adjustment with (ST) Control | | \$90 |
| | IES | Inertia Ergonomic Small Seat (16"D 19"W) | | - |
| | LS | Low Seat Height with 5" Travel*** (Black frame only, N/A with HAB) | | \$53 |
| | HS | High Cylinder 5.5"*** | | - |
| | CL | CAL TB133 | | \$95 |
| FREIGHT OPTIONS | KD | Knocked Down | | - |
| | BW | Blanket Wrapped - Fully Assembled [25 unit minimum] | | \$55 |
| | FA | Fully Assembled in Carton [25 unit minimum] | | \$75 |
| FREIGHT REQUIREMENTS | AS | Allseating Standard | | - |
| | FQ | Special Freight Instructions (Call for Quote) | | VAR |
| | GD | Guaranteed Delivery Date and Time (Call for Quote) | | VAR |

TO ORDER SIMPLY FILL IN THE BLANKS

| | | | | | | | |
|---------------|-------------------|----------------|------------|--|-----------------------|-----------------------------|--|
| 79 | 1 | | | | | | |
| SERIES | BACK STYLE | CONTROL | ARM | OPTIONS For additional options separate with (-) hyphen. | FREIGHT OPTION | FREIGHT REQUIREMENTS | FABRIC CODE Please refer to allseating.com for fabric codes. |

INFO
PILLOWS
ASUITE
AILES
CHAIRFORM
DOVE
EIGHTY TWO
ENTAIL
EXCHANGE
FLUID
FOSTER
HALSA
INERTIA
JIF
L1
LEVO
MANTRA
MULTI
PRATA
PRESTO
RAINBOW
RAY
REQUISITE
THERAPOD
TUCK
YOU
ZIP



INERTIA[®] UPHOLSTERED +PLUS

DESIGN | ALLSEATING
GSA SIN | 33721

BASE PRICE | \$808
79440-NA

| Grade 1 | Grade 2/ COM | Grade 3 | Grade 4/COL | Grade 5 | Grade 6 | Grade 7 | Grade 8 | Leather 1 | Leather 2 | Leather 3 |
|---------|-----------------|---------|-------------|---------|---------|---------|---------|-----------|-----------|-----------|
| \$808 | \$864 | \$900 | \$948 | \$990 | \$1,064 | \$1,148 | \$1,242 | \$1,447 | \$1,538 | \$1,812 |

FEATURES

- 4.25" cylinder
- Black nylon base
- Molded seat foam with stitched upholstery detail
- For arm features and travel specifications, see page 16
- Carpet casters

DIMENSIONS

- Overall [Synchro Tilt]: 42.5"- 46.75"H | 28.5"W | 28.5"D
- Seat: 18"- 22.25"H | 22"W | 20.5"D
- Back: 24"H | 22.5"W
- COM Full: 2 yd.

NOTES

- Ships knocked down.
- For BW and FA Freight Options, minimum quantities apply, please check with Sales Support for details.
- All other features are dependant on the control specified. Please refer to Control Choice on page 8 for full description of available features.
- Tension is adjustable on OHC and OHH casters to accommodate various surfaces
- This product meets the requirements set forth in ANSI/ BIFMA X5.1-2011 and is warranted for users up to 350 lbs.
- Dimensions are dependant on options selected. Product can be configured to comply with BIFMA G1-2002 guidelines.
- ***Composite base will be substituted if these options are selected.

| SERIES | 79 | Inertia Upholstered | QS | \$ |
|-----------------------------|----------------|--|---------------------------------|-------|
| BACK STYLE | 4 | +Plus | • | - |
| CONTROL | 40 | Synchro Tilt (ST) | • | - |
| ARM | NA | No Arm | • | - |
| | CA | Conference Arm | • | \$48 |
| | T2 | Task 2 Arm (Available with AWK or AWL) | • | \$110 |
| | 4D | 4 Dimensional Arm (Available with AWK or AWL) | • | \$130 |
| | MF | Multi-functional Arm (width adjustment incl.) See page ?? | • | \$158 |
| | T7 | Ergonomic Task Arm | • | \$295 |
| | OPTIONS | AWK | Adjustable Width Bracket (Knob) | • |
| AWL | | Adjustment Width Bracket (Lever) | • | \$40 |
| SS | | Seat Slider (Standard 2.5" range) (not available with SC option) | • | \$85 |
| LH | | 65mm (2.5") Dual Surface Casters | • | \$32 |
| OHH | | OH Dual Surface Casters [adjustable] | • | \$95 |
| OHC | | OH Carpet Casters [adjustable] | • | \$63 |
| HAB | | High Profile Aluminum Base w/65mm Casters (Black frame only) | • | \$65 |
| CL | | CAL TB133 | • | \$95 |
| FREIGHT OPTIONS | KD | Knocked Down | | - |
| | BW | Blanket Wrapped - Fully Assembled [25 unit minimum] | | \$55 |
| | FA | Fully Assembled in Carton [25 unit minimum] | | \$75 |
| FREIGHT REQUIREMENTS | AS | Allseating Standard | | - |
| | FQ | Special Freight Instructions (Call for Quote) | | VAR |
| | GD | Guaranteed Delivery Date and Time (Call for Quote) | | VAR |

TO ORDER SIMPLY FILL IN THE BLANKS

| | | | | | | | | | | | | | | |
|---------------|---|-------------------|---|----------------|---|------------|---|--|---|-----------------------|---|-----------------------------|---|--|
| 79 | - | 4 | - | 40 | - | | - | | - | | - | | - | |
| SERIES | | BACK STYLE | | CONTROL | | ARM | | OPTIONS | | FREIGHT OPTION | | FREIGHT REQUIREMENTS | | FABRIC CODE |
| | | | | | | | | For additional options separate with (-) hyphen. | | | | | | Please refer to allseating.com for fabric codes. |



INERTIA[®] UPHOLSTERED STOOL

DESIGN | ALLSEATING
GSA SIN | 33721

BASE PRICE | \$740
79019-NA

| Grade 1 | Grade 2/ COM | Grade 3 | Grade 4/COL | Grade 5 | Grade 6 | Grade 7 | Grade 8 | Leather 1 | Leather 2 | Leather 3 |
|---------|-----------------|---------|-------------|---------|---------|---------|---------|-----------|-----------|-----------|
| \$740 | \$789 | \$821 | \$863 | \$899 | \$964 | \$1,038 | \$1,120 | \$1,299 | \$1,379 | \$1,619 |

FEATURES

- 8" cylinder
- Composite base
- Molded seat foam with stitched upholstery detail
- For arm features and travel specifications, see page 16
- Adjustable foot ring
- Carpet casters
- Includes height adjustable foot ring

DIMENSIONS

- Overall [Basic Stool]: 38"- 45.5"H | 28"W | 28"D
- Seat [Basic Stool]: 20.25"- 27.75"H | 20"W | 19.5"D
- Overall [10" Stool]: 38.5"-48.5"H | 27"W | 27"D
- Seat [10" Stool]: 20.75"-30.75"H | 20"W | 19.5"D
- Back: 19"H | 19"W
- COM Full: 1.75 yd.

| SERIES | 79 | Inertia Upholstered | QS | \$ |
|-----------------------------|------------|---|----|-------|
| BACK STYLE | 0 | Midback | • | - |
| CONTROL | 19 | Basic Stool [B2] | • | - |
| ARM | NA | No Arm | • | - |
| | T2 | Task 2 Arm [Available with AWK or AWL] | • | \$110 |
| | 4D | 4 Dimensional Arm [Available with AWK or AWL] | • | \$130 |
| | MF | Multi-Functional Arm [Width Adjustment Incl.] see pg ?? | • | \$158 |
| OPTIONS | AWL | Adjustment Width Bracket [Lever] | • | \$40 |
| | H | Dual Surface Casters [10" Stool Only] | • | \$30 |
| | LH | Dual Surface Casters [8" Stool Only] | • | \$32 |
| | OHH | OH Dual Surface Casters [adjustable] | • | \$95 |
| | OHC | OH Carpet Casters [adjustable] | • | \$63 |
| | G | Glides [10" Stool Only] | • | \$30 |
| | AB | Aluminum Base | • | \$65 |
| | SS | Seat Slider [Available on 8" Cylinder Only] | • | \$85 |
| | 10 | 10" Stool Package | • | \$36 |
| | IES | Inertia Ergonomic Small Seat [16"D 19"W] | | - |
| | CL | CAL TB133 | | \$95 |
| FREIGHT OPTIONS | KD | Knocked Down | | - |
| | BW | Blanket Wrapped - Fully Assembled [25 unit minimum] | | \$55 |
| | FA | Fully Assembled in Carton [25 unit minimum] | | \$75 |
| FREIGHT REQUIREMENTS | AS | Allseating Standard | | - |
| | FQ | Special Freight Instructions (Call for Quote) | | VAR |
| | GD | Guaranteed Delivery Date and Time (Call for Quote) | | VAR |

NOTES

- Ships knocked down.
- For BW and FA Freight Options, minimum quantities apply, please check with Sales Support for details.
- Tension is adjustable on OHC and OHH casters to accommodate various surfaces
- This product meets the requirements set forth in ANSI/ BIFMA X5.1-2011 and is warranted for users up to 350 lbs.
- Dimensions are dependant on options selected. Product can be configured to comply with BIFMA G1-2002 guidelines.

TO ORDER SIMPLY FILL IN THE BLANKS

| | | | | | | | | | | | | | | |
|---------------|---|-------------------|---|----------------|---|------------|---|--|---|-----------------------|---|-----------------------------|---|--|
| 79 | - | 0 | - | 19 | - | | - | | - | | - | | - | |
| SERIES | | BACK STYLE | | CONTROL | | ARM | | OPTIONS | | FREIGHT OPTION | | FREIGHT REQUIREMENTS | | FABRIC CODE |
| | | | | | | | | For additional options separate with (-) hyphen. | | | | | | Please refer to allseating.com for fabric codes. |

INFO
PILLOWS
ASTUTE
AILES
CHIROFORM
DOME
EIGHTY TWO
ENTAIL
EXCHANGE
FLUID
FOSTER
HALSA
INERTIA
JIF
LI
LEVO
MANTRA
MULTI
PRATA
PRESTO
RAINBOW
RAY
REQUEST
THERAPOD
TUCK
YOU
ZIP



INERTIA[®] UPHOLSTERED GUEST

DESIGN | ALLSEATING
GSA SIN | 33721

BASE PRICE | \$415
79054-NA

| CODE | Grade 1 | Grade 2/ COM | Grade 3 | Grade 4/ COL | Grade 5 | Grade 6 | Grade 7 | Grade 8 | Leather 1 | Leather 2 | Leather 3 |
|-------|---------|-----------------|---------|-----------------|---------|---------|---------|---------|-----------|-----------|-----------|
| 79054 | \$415 | \$457 | \$484 | \$520 | \$552 | \$607 | \$670 | \$741 | \$894 | \$963 | \$1,168 |
| 79454 | \$445 | \$494 | \$526 | \$568 | \$604 | \$669 | \$743 | \$825 | \$1,004 | \$1,084 | \$1,324 |

FEATURES

- Upholstered seat
- Wall-saving designed frame
- Black non-marring glides
- Stacks 10 on a dolly
- Stacks 5 on the floor
- Stacks 2 high with casters

DIMENSIONS

- Side Overall NA: 32"H | 18"W | 24"D
- Side Overall WA: 32"H | 24"W | 24"D
- Seat: 17.5"H | 18"W | 18.5"D
- Back: 14.5"H | 18"W
- COM Full: 1.5 yd.
- +Plus Overall NA: 32"H | 20"W | 24"D
- +Plus Overall WA: 32"H | 26"W | 24"D
- +Plus Seat: 17.5"H | 19"W | 18.5"D
- +Plus Back: 14.5"H | 20"W
- +Plus COM Full: 1.75 yd.
- Dolly-10: 48"H | 22"W | 32"D
- Dolly-10 Fully Loaded: 66"H | 24"W | 36"D

| SERIES | 79 | Inertia Upholstered | QS | \$ |
|----------------------|------|---|----|------|
| BACK STYLE | 0 | Midback | • | VAR |
| | 4 | +Plus | • | VAR |
| LEG | 54 | 4 Leg | • | - |
| ARM | NA | No Arm | • | - |
| | WA | Inertia Guest Arm | • | \$45 |
| FRAME FINISH | SIL | Silver | • | - |
| | BK | Black | • | - |
| | GM | Metallic Gunmetal | • | - |
| OPTIONS | CA | Carpet Casters | • | \$48 |
| | TC | Dual Casters | • | \$55 |
| | GBWA | Ganging Brackets with Arms | • | \$35 |
| | GBNA | Ganging Brackets No Arms | • | \$35 |
| | CL | CAL TB133 | • | \$95 |
| FREIGHT OPTIONS | FA | Fully Assembled in Carton [25 unit minimum] | | - |
| | BW | Blanket Wrapped - Fully Assembled [25 unit minimum] | | \$25 |
| FREIGHT REQUIREMENTS | AS | Allseating Standard | | - |
| | FQ | Special Freight Instructions (Call for Quote) | | VAR |
| | GD | Guaranteed Delivery Date and Time (Call for Quote) | | VAR |

| | | | | |
|--|--------------------------|---|--|-------|
| | Inertia Dolly -10 | (N/A for +Plus) Please ensure Dolly has separate model/line item with quantities specified | | \$355 |
|--|--------------------------|---|--|-------|

NOTES

- For orders of less than 2, a cartoning surcharge of \$22 net will be incurred per order.
- Inertia Dolly-10 not available for +Plus Side.
- This product meets the requirements set forth in ANSI/BIFMA X5.1-2011 and is warranted for users up to 350 lbs.

TO ORDER SIMPLY FILL IN THE BLANKS

| | | | | | | | | |
|---------------|-------------------|------------|------------|---------------------|--|-----------------------|-----------------------------|--|
| 79 | | 54 | | | | | | |
| SERIES | BACK STYLE | LEG | ARM | FRAME FINISH | OPTIONS For additional options separate with (-) hyphen. | FREIGHT OPTION | FREIGHT REQUIREMENTS | FABRIC CODE Please refer to allseating.com for fabric codes. |

INFO
PILLOWS
ASTUTE
ATLES
CHIROFORM
DOME
EIGHTY TWO
ENTAIL
EXCHANGE
FLUID
FOSTER
HALSA
INERTIA
JIF
L1
LEVO
MANTRA
MULTI
PRATA
PRESTO
RAINBOW
RAY
REQUEST
THERAPOD
TUCK
YOU
ZIP



INERTIA[®] UPHOLSTERED BAR STOOL

DESIGN | ALLSEATING
GSA SIN | 33721

BASE PRICE | \$490
79056-NA

| Grade 1 | Grade 2/ COM | Grade 3 | Grade 4/COL | Grade 5 | Grade 6 | Grade 7 | Grade 8 | Leather 1 | Leather 2 | Leather 3 |
|---------|-----------------|---------|-------------|---------|---------|---------|---------|-----------|-----------|-----------|
| \$490 | \$532 | \$559 | \$595 | \$627 | \$682 | \$745 | \$816 | \$969 | \$1,038 | \$1,243 |

FEATURES

- Upholstered seat and back
- Wall-saving designed frame
- Black non-marring glides

DIMENSIONS

- Overall NA: 43.5"H | 21"W | 25"D
- Overall WA: 43.5"H | 24"W | 25"D
- Seat: 29"H | 17"W | 18.5"D
- Back: 14.5"H | 18"W
- COM Full: 1.5 yds.

| SERIES | 79 | Inertia Upholstered | QS | \$ |
|----------------------|-----|---|----|------|
| BACK STYLE | 0 | Midback | | - |
| LEG | 56 | Bar Stool | | - |
| ARM | NA | No Arm | | - |
| | WA | Inertia Barstool Arm | | \$45 |
| FRAME FINISH | SIL | Silver | | - |
| | BK | Black | | - |
| | GM | Metallic Gunmetal | | - |
| OPTIONS | CL | CAL TB133 | | \$95 |
| FREIGHT OPTIONS | FA | Fully Assembled in Carton | | - |
| | BW | Blanket Wrapped - Fully Assembled [25 unit minimum] | | \$25 |
| FREIGHT REQUIREMENTS | AS | Allseating Standard | | - |
| | FQ | Special Freight Instructions (Call for Quote) | | VAR |
| | GD | Guaranteed Delivery Date and Time (Call for Quote) | | VAR |

NOTES

- Ships 1 per box.
- This product meets the requirements set forth in ANSI/ BIFMA X5.1-2011 and is warranted for users up to 350 lbs.
- Dimensions are dependant on options selected. Product can be configured to comply with BIFMA G1-2002 Guidelines.

TO ORDER SIMPLY FILL IN THE BLANKS

79 - 0 - 56 - - - - - - -

SERIES **BACK STYLE** **LEG** **ARM** **FRAME FINISH** **OPTIONS** **FREIGHT OPTION** **FREIGHT REQUIREMENTS** **FABRIC CODE**

For additional options separate with (-) hyphen. Please refer to allseating.com for fabric codes.

JIF® STOOL

DESIGN | AARON DUKE
GSA SIN | 33721



BASE PRICE | \$505 28060

| Grade 1 | Grade 2/ COM | Grade 3 | Grade 4/COL | Grade 5 | Grade 6 | Grade 7 | Grade 8 | Leather 1 | Leather 2 | Leather 3 | |
|-----------------------------|-----------------|-----------|--|---------|---------|---------|---------|-----------|-----------|-----------|--|
| \$505 | \$569 | \$611 | \$666 | \$714 | \$799 | \$896 | \$1,004 | \$1,240 | \$1,345 | \$1,660 | |
| SERIES | | 28 | Jif | | | | | QS | \$ | | |
| BACK STYLE | | 0 | Standard | | | | | • | - | | |
| BASE | | 60 | Still Base | | | | | • | VAR | | |
| | | 61 | Sway Base | | | | | • | VAR | | |
| OPTIONS | | CS | Contrast Stitching | | | | | • | - | | |
| FREIGHT OPTIONS | | FA | Fully Assembled | | | | | • | - | | |
| | | BW | Blanket Wrapped [25 Unit Minimum] | | | | | • | \$25 | | |
| FREIGHT REQUIREMENTS | | AS | Allseating Standard | | | | | | - | | |
| | | FQ | Special Freight Instructions (Call for Quote) | | | | | | VAR | | |
| | | GD | Guaranteed Delivery Date and Time (Call for Quote) | | | | | | VAR | | |

FEATURES

- Waterfall edge
- Optional contrast stitching
- Dual upholstery
- Handle featured in fabric specified for bottom
- Still or Sway base

DIMENSIONS

- Overall: 17"H | 19.5"W
- COM Full – 2.5 yards
- COM Top – 0.75 yards
- COM Bottom – 2 yards

NOTES

- This product meets the requirements set forth in ANSI/BIFMA X5.1-2011 and is warranted for users up to 350 lbs.
- For Contrast Stitching on single upholstery, please provide details to order entry, otherwise Allseating will select at their discretion.

TO ORDER SIMPLY FILL IN THE BLANKS

| | | | | | | | | | | | | | | |
|---------------|---|-------------------|---|-------------|---|--|---|-----------------------|---|--|--|-----------------------------|--|--|
| 28 | - | 0 | - | | - | | - | | - | | | | | |
| SERIES | | BACK STYLE | | BASE | | OPTIONS For additional options separate with (-) hyphen. | | FREIGHT OPTION | | FABRIC CODE - TOP Please refer to allseating.com for fabric codes. | | FREIGHT REQUIREMENTS | | FABRIC CODE Please refer to allseating.com for fabric codes. |



L1[®] MIDBACK

DESIGN | ALLSEATING
NOT ON GSA CONTRACT

| BASE PRICE \$509 | | | | | | | | | | | |
|--------------------|---------|-----------------|---------|-----------------|---------|---------|---------|---------|-----------|-----------|-----------|
| L1024-NA | | | | | | | | | | | |
| CODE | Grade 1 | Grade 2/ COM | Grade 3 | Grade 4/ COL | Grade 5 | Grade 6 | Grade 7 | Grade 8 | Leather 1 | Leather 2 | Leather 3 |
| L1024 | \$510 | \$531 | \$545 | \$563 | \$578 | \$606 | \$638 | \$673 | \$750 | \$784 | \$887 |
| Headrest | \$80 | \$87 | \$92 | \$96 | \$102 | \$111 | \$121 | \$133 | \$159 | \$170 | \$204 |

FEATURES

- 4.5" cylinder
- Birch frame and base features black mechanism and black carpet casters
- Molded seat foam
- Optional 2.5" seat slider
- Optional adjustable headrest [fabric matches seat]
- Optional adjustable lumbar
- Headrest and Lumbar cannot be field installed
- For arm details and travel specifications, see page 17
- Sit to counter includes height adjustable foot ring

DIMENSIONS

- Overall [Synchro Tilt]: 38.5" - 43" H | 27.5" W | 27.5" D
- Seat [Synchro Tilt]: 15.5" - 20" H | 20" W | 20" D
- Back: 22" H | 19.5" W
- COM Seat: 0.75 yd

NOTES

- Ships knocked down
- For BW and FA Freight Options minimum quantities apply, please check with Sales Support for details.
- This product meets the requirements set forth in ANSI/BIFMA X5.1-2011 and is warranted for users up to 350 lbs.
- For M2 and M9 mesh see page 22 for model codes

| SERIES | L1 | L1 | QS | \$ |
|-----------------------------|------------|--|----|-------|
| BACK STYLE | 0 | Midback | | - |
| CONTROL | 24 | Synchro Tilt [ST] | | - |
| ARM | NA | No Arm | | - |
| | CA | Fixed Conference Arm [Black Frame Only] | | \$80 |
| | WA | With Arm | | \$105 |
| | PV | Pivot Arm | | \$125 |
| ARM CAP | PB | L1 Arm Black Polyurethane Cap | | - |
| | PR | L1 Arm Birch Polyurethane Cap | | - |
| FRAME FINISH | BRN | Birch | | \$48 |
| | BKN | Black | | - |
| BACK MESH | 10C | M10 Mesh Charcoal | | - |
| | 10N | M10 Mesh Nickle | | - |
| | 10F | M10 Mesh Fog | | - |
| | 10B | M10 Mesh Black | | - |
| | M2 | M2 Mesh | | \$68 |
| | M9 | M9 Mesh | | \$68 |
| OPTIONS [BASE] | RB | Birch Base | | - |
| | KB | Black Base | | - |
| | AB | Aluminum Base | | \$65 |
| OPTIONS [OTHER] | AWL | Adjustable Width Bracket Lever | | \$37 |
| | HR | Headrest [cannot be installed in field, fabric matches seat fabric] | | VAR |
| | LU | Adjustable Lumbar [cannot be installed in field] | | - |
| | SS | Seat Slider [Standard 2" range] [not available with SC option] | | \$53 |
| | LH | 65mm [2.5"] Dual Surface Casters [BKN or SKN only, will match frame finish selection] | | \$32 |
| | OHH | OH Dual Surface Casters [adjustable] | | \$95 |
| | OHC | OH Carpet Casters [adjustable] | | \$63 |
| | BC | Birch 65mm [2.5"] Dual Surface Casters [Available with birch frame only not available with Blanket Wrap] | | \$32 |
| | SC | Sit to Counter | | \$138 |
| | HS | High Cylinder 5.5" ** | | - |
| FREIGHT OPTIONS | KD | Knocked Down | | - |
| | BW | Blanket Wrapped - Fully Assembled [not available when Birch Casters BC option selected] | | \$55 |
| | FA | Fully Assembled in Carton | | \$75 |
| FREIGHT REQUIREMENTS | AS | Allseating Standard | | - |
| | FQ | Special Freight Instructions [Call for Quote] | | VAR |
| | GD | Guaranteed Delivery Date and Time [Call for Quote] | | VAR |

TO ORDER SIMPLY FILL IN THE BLANKS

| | | | | | | | | | | | | | | | | | | | | |
|--|---|------------|---|---------|---|---------------|---|--------------|---|-----------|---|---------------|---|--------|---|----------------|---|----------------------|--|-------------|
| L1 | - | 0 | - | 24 | - | | - | BRN | - | | - | | - | | - | | - | | | |
| SERIES | | BACK STYLE | | CONTROL | | ARM + ARM CAP | | FRAME FINISH | | BACK MESH | | OPTION [BASE] | | OPTION | | FREIGHT OPTION | | FREIGHT REQUIREMENTS | | FABRIC CODE |
| Please refer to allseating.com for fabric codes. | | | | | | | | | | | | | | | | | | | | |



INFO
PILLOWS
ASTUTE
ARLES
CHAIRFORM
DONE
EIGHTY TWO
ENTAIL
EXCHANGE
FLUID
FOSTER
HALSA
INERTIA
JIF
L1
LEVO
MANTRA
MULTI
PRATA
PRESTO
RAINBOW
RAY
REQUISITE
THERAPOD
TUCK
YOU
ZIP



LEVO® MIDBACK

DESIGN | FIG 40
GSA SIN | 33721

| BASE PRICE \$638 | | | | | | | | | | |
|--------------------|-------------|---------|-------------|---------|---------|---------|---------|-----------|-----------|-----------|
| 47040-NA | | | | | | | | | | |
| Grade 1 | Grade 2/COM | Grade 3 | Grade 4/COL | Grade 5 | Grade 6 | Grade 7 | Grade 8 | Leather 1 | Leather 2 | Leather 3 |
| \$638 | \$659 | \$673 | \$691 | \$706 | \$734 | \$766 | \$801 | \$878 | \$912 | \$1,015 |

FEATURES

- 4.5" cylinder.
- Black, Smoke or Birch frame and base
- Molded seat foam with stitched upholstery detail
- Y-shaped back and 3-point pivot system supports every move
- Proprietary hands-on back adjustment system, providing lumbar support at 5 intervals
- For arm details and travel specifications, see page 16
- Birch frame features black mechanism and black carpet casters
- Sit to counter includes height adjustable foot ring

DIMENSIONS

- Overall [Synchro Tilt]: 38.5" - 43" H | 27.5" W | 27.5" D
- Seat [Synchro Tilt]: 15.5" - 20" H | 20" W | 20" D
- Back: 22" H | 19.5" W
- COM Seat: 0.75 yd

NOTES

- Ships knocked down
- For BW and FA Freight Options minimum quantities apply, please check with Sales Support for details.
- Tension is adjustable on OHC and OHH casters to accommodate various surfaces
- This product meets the requirements set forth in
- ANSI/BIFMA X5.1-2011 and is warranted for users up to 325 lbs.
- If requiring a 3" seat slider, one can be specified with the Synchro Tilt [ST 40] mechanism only, please specify with code SE rather than SS.
- *Arms, base and casters will match frame finish selection.
- **Base and casters will be substituted when HS option or Stool Package is selected.
- For mesh model code see page 22.

| SERIES | 47 | Levo | QS | \$ |
|---|------------|--|----|-------|
| BACK STYLE | 0 | Midback | | - |
| CONTROL | 40 | Synchro Tilt [ST] | | - |
| | 46 | Dynamic Synchro w/ Seat Slider (Self-Weighted) | | \$85 |
| | 89 | Basic Synchro Tilt [BST] | | -\$78 |
| ARM | NA | No Arm | | - |
| | L2 | Dual Function Arm | | \$95 |
| | T2 | Task 2 Arm [Configured with L2 Arm Pad] | | \$110 |
| | 4D | 4 Dimensional Arm | | \$130 |
| | T7 | Ergonomic Task Arm | | \$295 |
| FRAME FINISH* | BKN | Black | | - |
| | SKN | Smoke [not available with T7 arm] | | \$48 |
| | BRN | Birch [not available with 4D arm] | | \$48 |
| BACK MESH [see page 22 for codes] | M1 | M1 Mesh | | - |
| | M9 | M9 Mesh | | \$63 |
| OPTIONS | SC | Sit to Counter [Synchro Tilt only] | | \$138 |
| | SS | Seat Slider [Standard 2.5" range; not available with SC option] | | \$85 |
| | LH | 65mm [2.5"] Hard Surface Casters [BKN or SKN only] | | \$32 |
| | BC | Birch 65mm [2.5"] Dual Surface Casters [Cannot be shipped BW] | | \$32 |
| | OHH | OH Hard Surface Casters [adjustable] | | \$95 |
| | OHC | OH Carpet Casters [adjustable] | | \$63 |
| | AWK | Adjustable Width Bracket Knob [Available with T2 + 4D Arm Only] | | \$30 |
| | AWL | Adjustable Width Bracket Lever [Available with T2 + 4D Arm Only] | | \$40 |
| | HS | High Cylinder 5.5" | | - |
| | AB | Aluminum Base | | \$65 |
| FREIGHT OPTIONS | KD | Knocked Down | | - |
| | BW | Blanket Wrapped - Fully Assembled [25 Units Minimum] | | \$55 |
| | FA | Fully Assembled in Carton [25 Unit Minimum] | | \$75 |
| FREIGHT REQUIREMENTS | AS | Allseating Standard | | - |
| | FQ | Special Freight Instructions [Call for Quote] | | VAR |
| | GD | Guaranteed Delivery Date and Time [Call for Quote] | | VAR |

TO ORDER SIMPLY FILL IN THE BLANKS

| | | | | | | | | | |
|--------|------------|---------|-----|--------------|-----------|---|----------------|----------------------|---|
| 47 | 0 | | | | | | | | |
| SERIES | BACK STYLE | CONTROL | ARM | FRAME FINISH | BACK MESH | OPTIONS For additional options separate with (-) hyphen. | FREIGHT OPTION | FREIGHT REQUIREMENTS | FABRIC CODE Please refer to allseating.com for fabric codes. |

INFO
PILLOWS
ASTUTE
ARTES
CHIROFORM
DONE
EIGHTY TWO
ENTAIL
EXCHANGE
FLUID
FOSTER
HALSA
INERTIA
JIF
L1
LEVO
MANTRA
MULTI
PRATA
PRESTO
RAINBOW
RAY
REQUEST
THERAPOD
TUCK
YOU
ZIP



LEVO[®] STOOL

DESIGN | FIG 40
GSA SIN | 33721

| BASE PRICE \$703 | | | | | | | | | | |
|--------------------|-----------------|---------|-------------|---------|---------|---------|---------|-----------|-----------|-----------|
| 47019-NA | | | | | | | | | | |
| Grade 1 | Grade 2/ COM | Grade 3 | Grade 4/COL | Grade 5 | Grade 6 | Grade 7 | Grade 8 | Leather 1 | Leather 2 | Leather 3 |
| \$703 | \$724 | \$738 | \$756 | \$771 | \$799 | \$831 | \$866 | \$943 | \$977 | \$1,080 |

FEATURES

- 4.5" cylinder.
- Black, Smoke or Birch frame and base
- Molded seat foam with stitched upholstery detail
- Y-shaped back and 3-point pivot system supports every move
- Proprietary hands-on back adjustment system, providing lumbar support at 5 intervals
- For arm details and travel specifications, see page 16
- Birch frame features black mechanism and black carpet casters
- Includes height adjustable foot ring

DIMENSIONS

- Overall 8" [Synchro Tilt]: 43.25" - 50.75" H | 27.5" W | 27.5" D
- Seat 8" [Synchro Tilt]: 20.25" - 27.75" H | 20" W | 20" D
- Overall 10" [Synchro Tilt]: 43.5" - 53.75" H | 27.5" W | 27.5" D
- Seat 8" [Synchro Tilt]: 20.5" - 30.75" H | 20" W | 20" D
- Back: 22" H | 19.5" W
- COM Seat: 0.75 yd

NOTES

- Ships knocked down
- For BW and FA Freight Options minimum quantities apply, please check with Sales Support for details.
- Tension is adjustable on OHC and OHH casters to accommodate various surfaces
- This product meets the requirements set forth in ANSI/BIFMA X5.1-2011 and is warranted for users up to 325 lbs.
- If requiring a 3" seat slider, one can be specified with the Synchro Tilt [ST 40] mechanism only, please specify with code SE rather than SS.
- *Arms, base and casters will match frame finish selection.
- **Base and casters will be substituted when HS option or Stool Package is selected.
- For mesh model code see page 22.

| | | | | |
|-----------------------------|------------|--|-----------|-----------|
| SERIES | 47 | Levo | QS | \$ |
| BACK STYLE | 0 | Midback | | - |
| CONTROL | 19 | Basic Stool Package | | - |
| ARM | NA | No Arm | | - |
| | L2 | Dual Function Arm | | \$95 |
| | T2 | Task 2 Arm [Configured with L2 Arm Pad] | | \$110 |
| | 4D | 4 Dimensional Arm | | \$130 |
| FRAME FINISH* | BKN | Black | | - |
| | SKN | Smoke | | \$48 |
| | BRN | Birch [available with NA or L2 arms only] | | \$48 |
| BACK MESH | M1 | M1 Mesh | | - |
| [see page 22 for codes] | M9 | M9 Mesh | | \$63 |
| OPTIONS [STOOL] | 8 | 8" Stool Package | | - |
| | 10 | 10" Stool Package [BKN only, base and casters will be substituted] | | \$36 |
| | H | Dual Surface Casters [BKN only 10" Stool Only] | | \$30 |
| | LH | 65mm [2.5"] Hard Surface Casters [BKN or SKN only 8" Stool Only] | | \$32 |
| | BC | Birch 65mm [2.5"] Dual Surface Casters [N/A with BW or 10" Stool] | | \$32 |
| | OHH | OH Hard Surface Casters [adjustable 8" Stool Only] | | \$95 |
| | OHC | OH Carpet Casters [adjustable 8" Stool Only] | | \$63 |
| | AWL | Adjustable Width Bracket Lever [Available with T2 + 4D Arm Only] | | \$40 |
| | G | Glides [10" Stool Only] | | \$30 |
| | AB | Aluminum Base [8" Stool Only] | | \$65 |
| FREIGHT OPTIONS | KD | Knocked Down | | - |
| | BW | Blanket Wrapped - Fully Assembled [25 Units Minimum] | | \$55 |
| | FA | Fully Assembled in Carton [25 Unit Minimum] | | \$75 |
| FREIGHT REQUIREMENTS | AS | Allseating Standard | | - |
| | FQ | Special Freight Instructions [Call for Quote] | | VAR |
| | GD | Guaranteed Delivery Date and Time [Call for Quote] | | VAR |

TO ORDER SIMPLY FILL IN THE BLANKS

| | | | | | | | | | | | | | | | | | |
|---------------|---|-------------------|---|----------------|---|------------|---|---------------------|---|------------------|---|--|---|-----------------------|---|-----------------------------|--|
| 47 | - | 0 | - | 19 | - | | - | | - | | - | | - | | - | | |
| SERIES | | BACK STYLE | | CONTROL | | ARM | | FRAME FINISH | | BACK MESH | | OPTIONS | | FREIGHT OPTION | | FREIGHT REQUIREMENTS | FABRIC CODE |
| | | | | | | | | | | | | For additional options separate with (-) hyphen. | | | | | Please refer to allseating.com for fabric codes. |

MANTRA® LOWBACK

DESIGN | ALLSEATING
NOT ON GSA CONTRACT



FEATURES

- Inspired by a Lemniscate (the mathematical symbol representing the concept of infinity), Mantra's distinctive Lemni Arm is an integral part of the chair that connects the seat, back and arms all together.
- 3.5" Cylinder
- Matching lower and upper upholstery with the choice for contrasting upholstered insert
- Reinforced nylon base in black, birch or polished aluminum
- Available in 2 frame finishes, black or birch
- Optional polyurethane inlay for aluminum arm [will match frame finish selection]
- Swivel with auto return comes standard with lounge base

DIMENSIONS

- Overall [Lounge Base]: 29"H | 29"W | 29"D
- Overall [Basic Tilt]: 27"-31"H | 29"W | 29"D
- Overall [Enhanced Tilt]: 27"-31"H | 29"W | 29"D
- Overall [Knee Tilt]: 28.25"-31.25"H | 29"W | 29"D
- Seat [Lounge Base]: 17.75"H | 20.5"W | 17.5"D
- Seat [Basic Tilt]: 15"-19"H | 20.5"W | 17.5"D
- Seat [Enhanced Tilt]: 15"-19"H | 20.5"W | 17.5"D
- Seat [Knee Tilt]: 16.25"-19.25"H | 20.5"W | 17.5"D
- Back: 14.2"H | 19"W
- COM SEAT+LOWER BACK: 1.25 yds
- COM UPH INSERT: 0.25 yds

NOTES

- This product meets the requirements set forth in ANSI/ BIFMA X5.1-2011 and is warranted for users up to 350 lbs.

| BASE PRICE \$845 | | | | | | | | | | | |
|--------------------|---------|--------------|---------|--------------|---------|---------|---------|---------|-----------|-----------|-----------|
| 44257-AA | | | | | | | | | | | |
| CODE | Grade 1 | Grade 2/ COM | Grade 3 | Grade 4/ COL | Grade 5 | Grade 6 | Grade 7 | Grade 8 | Leather 1 | Leather 2 | Leather 3 |
| 44257-AA | \$845 | \$880 | \$903 | \$933 | \$959 | \$1,005 | \$1,058 | \$1,116 | \$1,244 | \$1,301 | \$1,473 |
| UPH Insert | \$42 | \$49 | \$54 | \$60 | \$65 | \$74 | \$85 | \$96 | \$122 | \$133 | \$168 |

| SERIES | 44 | Mantra | QS | \$ |
|----------------------|-----------------|--|---------------------------|-------|
| BACK STYLE | 2 | Lowback | | - |
| CONTROL | 57 | Basic Tilt | | - |
| | 15 | Enhanced Tilt | | \$105 |
| | 35 | Knee Tilt | | \$130 |
| | 70 | Swivel with Auto Return [Lounge Base only] | | \$105 |
| ARM | AA | Aluminum Lemni Arm | | - |
| | AP | Aluminum Infinity Arm with Poly Inlay [matches Frame Finish] | | \$65 |
| FRAME FINISH | BKP | Black Polypropelene | | - |
| | BRP | Birch Polypropelene | | \$48 |
| BASE | LB | Lounge Base [standard with swivel 70 control] | | - |
| | AL | High Profile Aluminum Base | | \$65 |
| OPTIONS | AR | Auto Return Cylinder [available with 57, 15, and 35 mech] | | \$82 |
| | OHH | OH Dual Surface Casters [adjustable] | | \$95 |
| | OHC | OH Carpet Casters [adjustable] | | \$63 |
| | LH | 65mm [2.5"] Dual Surface Casters | | \$32 |
| | BC | Birch Dual Surface Casters [not available with BW] | | \$32 |
| | FREIGHT OPTIONS | FA | Fully Assembled in Carton | |
| FREIGHT REQUIREMENTS | BW | Blanket Wrapped - Fully Assembled [25 unit minimum] | | \$75 |
| | AS | Allseating Standard | | - |
| | FQ | Special Freight Instructions (Call for Quote) | | VAR |
| | GD | Guaranteed Delivery Date and Time (Call for Quote) | | VAR |

TO ORDER SIMPLY FILL IN THE BLANKS

| | | | | | | | | | | | | | | |
|--|---|------------|---|---------|---|-----|---|--------------|---|---------|---|----------------|---|----------------------|
| 44 | - | 2 | - | | - | | - | | - | | - | | - | |
| SERIES | | BACK STYLE | | CONTROL | | ARM | | FRAME FINISH | | OPTIONS | | FREIGHT OPTION | | FREIGHT REQUIREMENTS |
| <p>For additional options separate with (-) hyphen. Please refer to allseating.com for fabric codes.</p> | | | | | | | | | | | | | | |

INFO
PILLOWS
ASTUTE
ATLES
CHIROFORM
DONE
EIGHTY TWO
ENTAIL
EXCHANGE
FLUID
FOSTER
HALSA
INERTIA
JIF
L1
LEVO
MANTRA
MULTI
PRATA
PRESTO
RAINBOW
RAY
REQUEST
THERAPOD
TUCK
YOU
ZIP



MANTRA® MIDBACK

DESIGN | ALLSEATING
NOT ON GSA CONTRACT

| BASE PRICE \$920 | | | | | | | | | | | |
|--------------------|---------|-----------------|---------|-----------------|---------|---------|---------|---------|-----------|-----------|-----------|
| 44057-AA | | | | | | | | | | | |
| CODE | Grade 1 | Grade 2/ COM | Grade 3 | Grade 4/ COL | Grade 5 | Grade 6 | Grade 7 | Grade 8 | Leather 1 | Leather 2 | Leather 3 |
| 44057-AA | \$920 | \$969 | \$1,001 | \$1,043 | \$1,079 | \$1,144 | \$1,218 | \$1,300 | \$1,479 | \$1,559 | \$1,799 |
| UPH INSERT | \$42 | \$49 | \$54 | \$60 | \$65 | \$74 | \$85 | \$96 | \$122 | \$133 | \$168 |

FEATURES

- Inspired by a Lemniscate (the mathematical symbol representing the concept of infinity), Mantra's distinctive Lemni Arm is an integral part of the chair that connects the seat, back and arms all together.
- 3.5" cylinder
- Matching lower and upper upholstery with the choice for contrasting upholstered insert
- Reinforced nylon base in black, birch or polished aluminum Available in 2 frame finishes, black or birch
- Optional polyurethane inlay for aluminum arm [will match frame finish selection]
- Swivel with auto return comes standard with lounge base

DIMENSIONS

- Overall [Basic Tilt]: 35"-38.5"H | 29"W | 29"D
- Overall [Enhanced Tilt]: 35"-38.5"H | 29"W | 29"D
- Overall [Knee Tilt]: 36"-39"H | 29"W | 29"D
- Seat [Basic Tilt]: 15"-19"H | 20.5"W | 17.5"D
- Seat [Enhanced Tilt]: 15.5"-19"H | 20.5"W | 17.5"D
- Seat [Knee Tilt]: 16.25"-19.25"H | 20.5"W | 17.5"D
- Back: 22.5"H | 19"W
- COM SEAT, LOWER + UPPER BACK: 1.75 yds
- COM UPH INSERT: 0.25 yds

NOTES

- This product meets the requirements set forth in ANSI/ BIFMA X5.1-2011 and is warranted for users up to 350 lbs.

| SERIES | 44 | Mantra | QS | \$ |
|----------------------|-----------------|---|-----------------|-------|
| BACK STYLE | 0 | Midback | | - |
| CONTROL | 57 | Basic Tilt | | - |
| | 15 | Enhanced Tilt | | \$105 |
| | 35 | Knee Tilt | | \$130 |
| | 70 | Swivel with Auto Return [includes Lounge Base] | | \$105 |
| ARM | AA | Aluminum Lemni Arm | | - |
| | AP | Aluminum Lemni Arm with Poly Inlay [matches Frame Finish] | | \$65 |
| FRAME FINISH | BKP | Black Polypropelene | | - |
| | BRP | Birch Polypropelene | | \$48 |
| BASE | LB | Lounge Base [standard with swivel 70 control] | | - |
| | AL | High Profile Aluminum Base | | \$65 |
| OPTIONS | AR | Auto Return Cylinder [available with 57, 15, and 35 mech] | | \$82 |
| | OHH | OH Dual Surface Casters [adjustable] | | \$95 |
| | OHC | OH Carpet Casters [adjustable] | | \$63 |
| | LH | 65mm [2.5"] Dual Surface Casters | | \$32 |
| | BC | Birch Dual Surface Casters [not available with BW] | | \$32 |
| | FREIGHT OPTIONS | FA | Fully Assembled | |
| FREIGHT REQUIREMENTS | BW | Blanket Wrapped - Fully Assembled [25 unit minimum] | | \$75 |
| | AS | Allseating Standard | | - |
| | FQ | Special Freight Instructions (Call for Quote) | | VAR |
| | GD | Guaranteed Delivery Date and Time (Call for Quote) | | VAR |

TO ORDER SIMPLY FILL IN THE BLANKS

| | | | | | | | | | | | | | | | |
|--------|---|------------|---|---------|---|-----|---|--------------|---|---|---|----------------|---|----------------------|---|
| 44 | - | 0 | - | | - | | - | | - | | - | | - | | |
| SERIES | | BACK STYLE | | CONTROL | | ARM | | FRAME FINISH | | OPTIONS For additional options separate with (-) hyphen. | | FREIGHT OPTION | | FREIGHT REQUIREMENTS | FABRIC CODE Please refer to allseating.com for fabric codes. |

INFO
PILLOWS
ASTUTE
ARTES
CHIROFORM
DONE
EIGHTY TWO
ENTAIL
EXCHANGE
FLUID
FOSTER
HALSA
INERTIA
JIF
L1
LEVO
MANTRA
MULTI
PRATA
PRESTO
RAINBOW
RAY
REQUEST
THERAPOD
TUCK
YOU
ZIP



MULTISTACK®

DESIGN | ZOOEY CHU
GSA SIN | 33721

| BASE PRICE \$405 | | | | | | | | | | | |
|-----------------------------|---------|-------------|---------|-------------|---------|---------|---------|---------|-----------|-----------|-----------|
| 38054-NA | | | | | | | | | | | |
| Polypropylene Seat and Back | Grade 1 | Grade 2/COM | Grade 3 | Grade 4/COL | Grade 5 | Grade 6 | Grade 7 | Grade 8 | Leather 1 | Leather 2 | Leather 3 |
| \$405 | \$453 | \$474 | \$488 | \$506 | \$521 | \$549 | \$581 | \$616 | \$693 | \$727 | \$830 |

FEATURES

- Polypropylene seat and back
- Upholstered Seat Option
- Stacks 12 on the dolly
- Optional tablet available in Black only
- Black non-marring glides

DIMENSIONS

- Overall NA: 33"H | 22.05"W | 24"D
- Seat: 17.7"H | 18.55"W | 17.75"D
- Back: 15.5"H | 18"W
- COM Seat: 0.75 yd.
- Overall WA: 33"H | 24.65"W | 24"D
- Overall WTR: 33"H | 26"W | 29.5"D
- Tablet: 28.5"H | 19"W | 12"D
- Overall Dolly: 44"H | 29"W | 46.5"D

| SERIES | 38 | Multistack | QS | \$ |
|-----------------------------|-----|---|----|-------|
| BACK STYLE | 0 | Midback | • | - |
| LEG | 54 | 4 Leg | • | - |
| ARM | NA | No Arm | • | - |
| | WA | Multistack With Arm | • | \$32 |
| | WTR | Writing Tablet Right (Black only) | | \$200 |
| | WTL | Writing Tablet Left (Black only) | | \$200 |
| FRAME FINISH | SIL | Silver | • | - |
| | BK | Black | • | - |
| | ON | Oynx | • | - |
| POLYPROPYLENE SEAT AND BACK | SK | Smoke | | - |
| | HZ | Haze | | - |
| | GB | Ganging Brackets (set of 2) | • | \$17 |
| OPTIONS | FA | Fully Assembled [25 Unit Minimum] | | - |
| FREIGHT OPTIONS | BW | Blanket Wrapped - Fully Assembled (25 unit minimum) | | \$25 |
| | AS | Allseating Standard | | - |
| FREIGHT REQUIREMENTS | FQ | Special Freight Instructions (Call for Quote) | | VAR |
| | GD | Guaranteed Delivery Date and Time (Call for Quote) | | VAR |

| | | | |
|--|----------------|--|-------|
| | Multi Dolly-12 | Please ensure Dolly has separate model/line item with quantities specified | \$405 |
|--|----------------|--|-------|

NOTES

- Ships fully assembled in a box. For BW freight option, 25 unit minimum quantities apply.
- For orders of less than 2, a cartoning surcharge of \$22 net will be incurred per order. WTR & WTL excluded.
- Multistack with Upholstered seats are not stackable.
- Multistack with Casters are not stackable.
- Multistack with Tablet are not stackable.
- This product meets the requirements set forth in ANSI/BIFMA X5.1-2011 and is warranted for users up to 350 lbs.
- Dimensions are dependant on options selected. Product can be configured to comply with BIFMA G1-2002 Guidelines.
- Leather and vinyl upholstered seat not recommended for this product in stacking applications.

TO ORDER SIMPLY FILL IN THE BLANKS

| | | | | | | | | | |
|--------|------------|-----|-----|--------------|-----------------------------|--|----------------|----------------------|--|
| 38 | 0 | 54 | | | | | | | |
| SERIES | BACK STYLE | LEG | ARM | FRAME FINISH | POLYPROPYLENE SEAT AND BACK | OPTIONS <small>For additional options separate with (-) hyphen.</small> | FREIGHT OPTION | FREIGHT REQUIREMENTS | FABRIC CODE <small>Please refer to allseating.com for fabric codes.</small> |

INFO
PILLOWS
ASTUTE
ARTES
CHIROFORM
DOME
EIGHTY TWO
ENTAIL
EXCHANGE
FLUID
FOSTER
HALSA
INERTIA
JIF
L1
LEVO
MANTRA
MUETI
PRATA
PRESTO
RAINBOW
RAY
REQUEST
THERAPOD
TUCK
YOU
ZIP

PRATA® LOWBACK

DESIGNER: CARL GUSTAV MAGNUSSON
NOT ON GSA CONTRACT



FEATURES

- 4" Cylinder
- Fully upholstered and offers choice of 3 different fabrics for inner, outer, and seat cushion
- Optional contrast elbow patch to match seat cushion or outer upholstery
- Features polished aluminum base with self-weighted tilting mechanism and integrated controls
- Optional lounge base in polished aluminum
- Inner and outer back fabric can be different, please contact Sales Support to ensure the fabrics are compatible.

DIMENSIONS

- Overall: 27.5" - 31.5"H | 27.7"W | 27.7"D
- Seat: 14.8" - 18.8"H | 19.7"W | 19.3"D
- Seat [High Cylinder]: 17.8" - 21.1"H | 19.7"
- Back: 15.6"H | 19.6"W
- COM Body [Back+Arms]: 1.75 yds
- COM Seat Cushion: 0.75 yds
- COM Full: 2.25 yds

NOTES

- Ships fully assembled
- This product meets the requirements set forth in ANSI/BIFMA X5.1-2011 and is warranted for users up to 350lbs

| BASE PRICE \$1,565 | | | | | | | | | | | |
|----------------------|---------|-------------|---------|-------------|---------|---------|---------|---------|-----------|-----------|-----------|
| 36226 | | | | | | | | | | | |
| CODE | Grade 1 | Grade 2/COM | Grade 3 | Grade 4/COL | Grade 5 | Grade 6 | Grade 7 | Grade 8 | Leather 1 | Leather 2 | Leather 3 |
| SEAT | \$550 | \$571 | \$585 | \$603 | \$618 | \$646 | \$678 | \$713 | \$790 | \$824 | \$927 |
| BACK/ARMS | \$1,015 | \$1,057 | \$1,084 | \$1,120 | \$1,152 | \$1,207 | \$1,270 | \$1,341 | \$1,494 | \$1,563 | \$1,768 |

| SERIES | 36 | Prata | QS | \$ |
|----------------------|-----|---|----|------|
| BACK STYLE | 2 | Lowback | | - |
| CONTROL | 26 | Self Weighted Tilt | | - |
| BASE | LB | Lounge Base | | \$52 |
| OPTIONS | AR | Auto Return Cylinder | | \$82 |
| | HS | High Seat Cylinder [Not Available with Lounge Base] | | - |
| | E1 | Contrast Elbow Patch Matches Seat Cushion | | - |
| | LC | 65mm [2.5"] Carpet Casters [Black] | | - |
| | LH | 65mm [2.5"] Dual Surface Casters [Black] | | \$32 |
| | SH | 65mm [2.5"] Dual Surface Casters [Smoke] | | \$42 |
| | SK | 65mm [2.5"] Carpet Casters [Smoke] | | \$10 |
| | BC | 65mm [2.5"] Dual Surface Casters [Birch] | | \$42 |
| | OHC | OH Carpet Casters [adjustable] | | \$63 |
| | OHH | OH Dual Surface Casters [adjustable] | | \$95 |
| FREIGHT OPTIONS | FA | Fully Assembled in Carton | | - |
| | BW | Blanket Wrapped - Fully Assembled [25 unit minimum] | | \$55 |
| FREIGHT REQUIREMENTS | AS | Allseating Standard | | - |
| | FQ | Special Freight Instructions (Call for Quote) | | VAR |
| | GD | Guaranteed Delivery Date and Time (Call for Quote) | | VAR |

TO ORDER SIMPLY FILL IN THE BLANKS

| | | | | | | | | | | | | | | |
|--|---|------------|---|---------|---|------|---|---------|---|----------------|---|----------------------|---|-------------|
| 36 | - | 2 | - | 26 | - | LB | - | | - | | - | | - | |
| SERIES | | BACK STYLE | | CONTROL | | BASE | | OPTIONS | | FREIGHT OPTION | | FREIGHT REQUIREMENTS | | FABRIC CODE |
| <p>For additional options separate with (-) hyphen. Please refer to allseating.com for fabric codes.</p> | | | | | | | | | | | | | | |

INFO
PILLOWS
ASTUTE
ARTLES
CHIROFORM
DOME
EIGHTY TWO
ENTAIL
EXCHANGE
FLUID
FOSTER
HALSA
INERTIA
JIF
L1
LEVO
MANTRA
MULTI
PRATA
PRESTO
RAINBOW
RAY
REQUISITE
THERAPOD
TUCK
YOU
ZIP



PRATA® MIDBACK

DESIGNER: CARL GUSTAV MAGNUSSON
NOT ON GSA CONTRACT

| BASE PRICE \$1,670 | | | | | | | | | | | |
|----------------------|---------|-----------------|---------|-----------------|---------|---------|---------|---------|-----------|-----------|-----------|
| 36026 | | | | | | | | | | | |
| CODE | Grade 1 | Grade 2/ COM | Grade 3 | Grade 4/ COL | Grade 5 | Grade 6 | Grade 7 | Grade 8 | Leather 1 | Leather 2 | Leather 3 |
| SEAT | \$550 | \$571 | \$585 | \$603 | \$618 | \$646 | \$678 | \$713 | \$790 | \$824 | \$927 |
| BACK/ARMS | \$1,120 | \$1,176 | \$1,212 | \$1,260 | \$1,302 | \$1,376 | \$1,460 | \$1,554 | \$1,759 | \$1,850 | \$2,124 |

FEATURES

- 4" Cylinder
- Fully upholstered and offers choice of 3 different fabrics for inner, outer, and seat cushion
- Optional contrast elbow patch to match seat cushion or outer upholstery
- Features polished aluminum base with self-weighted tilting mechanism and integrated controls
- Optional lounge base in polished aluminum
- Inner and outer back fabric can be different, please contact Sales Support to ensure the fabrics are compatible.

DIMENSIONS

- Overall: 33.5" - 37.5"H | 27.7"W | 27.7"D
- Seat: 14.8" - 18.8"H | 19.7"W | 18.5"D
- Seat [High Cylinder]: 17.8"-21.1"H | 19.7"
- Back: 21.1"H | 19.6"W
- COM Body [Back+Arms]: 2yds
- COM Seat Cushion: 0.75 yds
- COM Full: 2.75 yds

NOTES

- Ships knocked down
- This product meets the requirements set forth in ANSI/BIFMA X5.1-2011 and is warranted for users up to 350lbs.

| SERIES | 36 | Prata | QS | \$ |
|----------------------|--------------------------------------|---|------|------|
| BACK STYLE | 0 | Midback | | - |
| CONTROL | 26 | Self Weighted Tilt | | - |
| BASE | LB | Lounge Base | | \$52 |
| OPTIONS | AR | Auto Return Cylinder | | \$82 |
| | HS | High Seat Cylinder [Not Available with Lounge Base] | | - |
| | E1 | Contrast Elbow Patch Matches Seat Cushion | | - |
| | LC | 65mm [2.5"] Carpet Casters [Black] | | - |
| | LH | 65mm [2.5"] Dual Surface Casters [Black] | | \$32 |
| | SH | 65mm [2.5"] Dual Surface Casters [Smoke] | | \$42 |
| | SK | 65mm [2.5"] Carpet Casters [Smoke] | | \$10 |
| | BC | 65mm [2.5"] Dual Surface Casters [Birch] | | \$42 |
| | OHC | OH Carpet Casters [adjustable] | | \$63 |
| OHH | OH Dual Surface Casters [adjustable] | | \$95 | |
| FREIGHT OPTIONS | FA | Fully Assembled in Carton | | - |
| | BW | Blanket Wrapped - Fully Assembled [25 unit minimum] | | \$55 |
| FREIGHT REQUIREMENTS | AS | Allseating Standard | | - |
| | FQ | Special Freight Instructions (Call for Quote) | | VAR |
| | GD | Guaranteed Delivery Date and Time (Call for Quote) | | VAR |

TO ORDER SIMPLY FILL IN THE BLANKS

| | | | | | | | | | | | | | | |
|--|---|------------|---|---------|---|------|---|---------|---|----------------|---|----------------------|---|-------------|
| 36 | - | 0 | - | 26 | - | LB | - | | - | | - | | - | |
| SERIES | | BACK STYLE | | CONTROL | | BASE | | OPTIONS | | FREIGHT OPTION | | FREIGHT REQUIREMENTS | | FABRIC CODE |
| <p>For additional options separate with (-) hyphen. Please refer to allseating.com for fabric codes.</p> | | | | | | | | | | | | | | |

INFO
PILLOWS
ASTUTE
ATLES
CHIROFORM
DONE
EIGHT TWO
ENTAIL
EXCHANGE
FLUID
FOSTER
HALSA
INERTIA
JIF
LI
LEVO
MANTRA
MULTI
PRATA
PRESTO
RAINBOW
RAY
REQUISITE
THERAPOD
TUCK
YOU
ZIP



PRESTO® MIDBACK

DESIGN | ALLSEATING
GSA SIN | 33721

| BASE PRICE \$557 | | | | | | | | | | |
|--------------------|-------------|---------|-------------|---------|---------|---------|---------|-----------|-----------|-----------|
| 52030-NA | | | | | | | | | | |
| Grade 1 | Grade 2/COM | Grade 3 | Grade 4/COL | Grade 5 | Grade 6 | Grade 7 | Grade 8 | Leather 1 | Leather 2 | Leather 3 |
| \$557 | \$606 | \$637 | \$679 | \$716 | \$781 | \$854 | \$936 | \$1,116 | \$1,195 | \$1,435 |

FEATURES

- 3.5 or 5.5" cylinder (depending on options selected)
- Composite base
- Molded seat foam
- For arm features and travel specifications, see page 16
- Carpet casters

DIMENSIONS

- Overall [Basic Posture]: 37.5"-41"H | 28"W | 28"D
- Overall [Posture Back]: 36"-49.5"H | 28"W | 28"D
- Overall [Synchro Tilt]: 37.5"-41"H | 28"H | 28"D
- Overall [Deluxe Tilt J-Bar]: 38.25"-41.75"H | 28"W | 28"D
- Overall [Value Plus]: 38.25"-41.75"H | 28"W | 28"D
- Seat [Basic Posture]: 15"-18.5"H | 20"W | 20"D
- Seat [Posture Back]: 14.75"-18.25"H | 20"W | 20"D
- Seat [Synchro Tilt]: 15"-18.5"H | 20"W | 20"D
- Seat [Deluxe Tilt J-Bar]: 15.5"-19"H | 20"W | 20"D
- Seat [Value Plus]: 16.5"-20"H | 20"W | 20"D
- Back: 20"H | 17.5"W
- COM: 1.75 yards

NOTES

- Ships knocked down.
- For BW and FA freight options, minimum quantities apply, please check with Sales Support for details.
- Tension is adjustable on OHC and OHH casters to accommodate various surfaces
- All other features are dependant on the control specified. Please refer to Control Choice on page 8 for full description of available features.
- This product meets the requirements set forth in ANSI/BIFMA X5.1-2011 and is warranted for users up to 350 lbs.
- Dimensions are dependant on options selected. Product can be configured to comply with BIFMA G1-2002 Guidelines.
- All other features are dependant on the control specified. Please refer to Control Choice.
- *AWL | Option is not available with ATD, ATK or ATO arms.

| SERIES | 52 | Presto | QS | \$ |
|-----------------------------|------------|---|----|-------|
| BACK STYLE | 0 | Midback | • | - |
| CONTROL | 30 | Posture Back (P) | • | - |
| | 40 | Synchro-Tilt (ST) | • | - |
| | 80 | Deluxe Tilt J-Bar (DJ) | • | \$110 |
| | 90 | Value Plus (VP) | • | \$140 |
| ARM | NA | No Arm | • | - |
| | ATD | Adjustable T Arm Diamond Arm Cap* | • | \$66 |
| | ATK | Adjustable T Arm Kidney Arm Cap* | • | \$66 |
| | ATO | Adjustable T Arm Oval Arm Cap* | • | \$66 |
| | 4D | 4 Dimensional Arm (Available with AWK or AWL) | • | \$130 |
| | MF | Multi-Functional Arm (Width Adjustment incl. see page 16) | • | \$158 |
| OPTIONS | AWK | Adjustment Width Brackets (Knob) | • | \$30 |
| | AWL | Adjustment Width Brackets (Lever)* | • | \$40 |
| | LU | Lumbar | • | \$90 |
| | LH | Dual Surface Casters | • | \$32 |
| | OHH | OH Dual Surface Casters [adjustable] | • | \$95 |
| | OHC | OH Carpet Casters [adjustable] | • | \$63 |
| | BU | Bumper Trim | • | \$30 |
| | BN | Ballistic Nylon Back | • | \$48 |
| | SS | Seat Slider: Posture Back | • | N/A |
| | SS | Seat Slider: Synchro-Tilt (2.5" range) | • | \$85 |
| | SS | Seat Slider: Deluxe Tilt J-Bar (2.5" range) | • | \$85 |
| | SS | Seat Slider: Value Plus (2.5" range) | • | INCL |
| | LS | Low Seat Height with 5" Travel* | • | \$53 |
| | CL | CAL TB133 | • | \$95 |
| FREIGHT OPTIONS | KD | Knocked Down | | - |
| | BW | Blanket Wrapped - Fully Assembled [25 Unit Minimum] | | \$55 |
| | FA | Fully Assembled in Carton [25 Unit Minimum] | | \$75 |
| FREIGHT REQUIREMENTS | AS | Allseating Standard | | - |
| | FQ | Special Freight Instructions (Call for Quote) | | VAR |
| | GD | Guaranteed Delivery Date and Time (Call for Quote) | | VAR |

TO ORDER SIMPLY FILL IN THE BLANKS

| | | | | | | | | | | | | |
|---------------|---|-------------------|---|----------------|---|------------|---|--|---|-----------------------|---|--|
| 52 | - | 0 | - | | - | | - | | - | | - | |
| SERIES | | BACK STYLE | | CONTROL | | ARM | | OPTIONS | | FREIGHT OPTION | | FREIGHT REQUIREMENTS |
| | | | | | | | | For additional options separate with (-) hyphen. | | | | Please refer to allseating.com for fabric codes. |

INFO
PILLOWS
ASTUTE
ARTLES
CHIROFORM
DOME
EIGHTY TWO
ENTAIL
EXCHANGE
FLUID
FOSTER
HALSA
INERTIA
JIF
L1
LEVO
MANTRA
MULTI
PRATA
PRESTO
RAINBOW
RAY
REQUEST
THERAPOD
TUCK
YOU
ZIP



PRESTO® HIGHBACK

DESIGN | ALLSEATING
GSA SIN | 33721

| BASE PRICE \$636 | | | | | | | | | | |
|--------------------|-----------------|---------|-------------|---------|---------|---------|---------|-----------|-----------|-----------|
| 52130-NA | | | | | | | | | | |
| Grade 1 | Grade 2/ COM | Grade 3 | Grade 4/COL | Grade 5 | Grade 6 | Grade 7 | Grade 8 | Leather 1 | Leather 2 | Leather 3 |
| \$636 | \$692 | \$728 | \$776 | \$818 | \$892 | \$976 | \$1,070 | \$1,275 | \$1,366 | \$1,640 |

FEATURES

- 3.5 or 5.5" cylinder (depending on options selected)
- Composite base
- Molded seat foam
- For arm features and travel specifications, see page 16
- Carpet casters

DIMENSIONS

- Overall [Basic Posture]: 42"-45.5"H | 28"W | 28"D
- Overall [Posture Back]: 40"-43.5"H | 28"W | 28"D
- Overall [Synchro Tilt]: 42"-45.5"H | 28"H | 28"D
- Overall [Deluxe Tilt J-Bar]: 42.5"-46"H | 28"W | 28"D
- Overall [Value Plus]: 42.5"-46"H | 28"W | 28"D
- Seat [Basic Posture]: 17.25"-20.75"H | 21.5"W | 22"D
- Seat [Posture Back]: 17"-20.5"H | 21.5"W | 22"D
- Seat [Synchro Tilt]: 17.25"-20.75"H | 21.5"W | 22"D
- Seat [Deluxe Tilt J-Bar]: 17.75"-21.25"H | 21.5"W | 22"D
- Seat [Value Plus]: 18.75"-21.25"H | 21.5"W | 22"D
- Back: 24.5"H | 19.5"W
- COM: 2 yards

NOTES

- Ships knocked down.
- For BW and FA freight options, minimum quantities apply, please check with Sales Support for details.
- Tension is adjustable on OHC and OHH casters to accommodate various surfaces
- All other features are dependant on the control specified. Please refer to Control Choice on page 8 for full description of available features.
- This product meets the requirements set forth in ANSI/BIFMA X5.1-2011 and is warranted for users up to 350 lbs.
- Dimensions are dependant on options selected. Product can be configured to comply with BIFMA G1-2002 Guidelines.
- All other features are dependant on the control specified. Please refer to Control Choice.
- *AWL | Option is not available with ATD, ATK or ATO arms.

| SERIES | 52 | Presto | QS | \$ |
|-----------------------------|------------|---|----|-------|
| BACK STYLE | 1 | Highback | • | - |
| CONTROL | 30 | Posture Back (P) | • | - |
| | 40 | Synchro-Tilt (ST) | • | - |
| | 80 | Deluxe Tilt J-Bar (DJ) | • | \$110 |
| | 90 | Value Plus (VP) | • | \$140 |
| ARM | NA | No Arm | • | - |
| | ATD | Adjustable T Arm Diamond Arm Cap* | • | \$66 |
| | ATK | Adjustable T Arm Kidney Arm Cap* | • | \$66 |
| | ATO | Adjustable T Arm Oval Arm Cap* | • | \$66 |
| | 4D | 4 Dimensional Arm (Available with AWK or AWL) | • | \$130 |
| | MF | Multi-Functional Arm (Width Adjustment incl. see page 16) | • | \$158 |
| OPTIONS | AWK | Adjustable Width Brackets (Knob) | • | \$30 |
| | AWL | Adjustment Width Brackets (Lever)* | • | \$40 |
| | LU | Lumbar | • | \$90 |
| | LH | Dual Surface Casters | • | \$32 |
| | OHH | OH Dual Surface Casters [adjustable] | • | \$95 |
| | OHC | OH Carpet Casters [adjustable] | • | \$63 |
| | BU | Bumper Trim | • | \$30 |
| | BN | Ballistic Nylon Back | • | \$48 |
| | SS | Seat Slider: Posture Back | • | N/A |
| | SS | Seat Slider: Synchro-Tilt (2.5" range) | • | \$85 |
| | SS | Seat Slider: Deluxe Tilt J-Bar (2.5" range) | • | \$85 |
| | SS | Seat Slider: Value Plus (2.5" range) | • | - |
| | LS | Low Seat Height with 5" Travel* | • | \$53 |
| | CL | CAL TB133 | • | \$95 |
| FREIGHT OPTIONS | KD | Knocked Down | | - |
| | BW | Blanket Wrapped - Fully Assembled [25 Unit Minimum] | | \$55 |
| | FA | Fully Assembled in Carton [25 Unit Minimum] | | \$75 |
| FREIGHT REQUIREMENTS | AS | Allseating Standard | | - |
| | FQ | Special Freight Instructions (Call for Quote) | | VAR |
| | GD | Guaranteed Delivery Date and Time (Call for Quote) | | VAR |

TO ORDER SIMPLY FILL IN THE BLANKS

| | | | | | | | | | | | | | | |
|---------------|---|-------------------|---|----------------|---|------------|---|--|---|-----------------------|--|-----------------------------|--|--|
| 52 | - | 1 | - | | - | | - | | - | | | | | |
| SERIES | | BACK STYLE | | CONTROL | | ARM | | OPTIONS | | FREIGHT OPTION | | FREIGHT REQUIREMENTS | | FABRIC CODE |
| | | | | | | | | For additional options separate with (-) hyphen. | | | | | | Please refer to allseating.com for fabric codes. |

INFO
PILLOWS
ASTUTE
ARTLES
CHIROFORM
DONE
EIGHTY TWO
ENTAIL
EXCHANGE
FLUID
FOSTER
HALSA
INERTIA
JIF
L1
LEVO
MANTRA
MULTI
PRATA
PRESTO
RAINBOW
RAY
REQUEST
THERAPOD
TUCK
YOU
ZIP



PRESTO® 24:7 MIDBACK

DESIGN | ALLSEATING
GSA SIN | 33721

BASE PRICE | \$838
52011-NA

| Grade 1 | Grade 2/ COM | Grade 3 | Grade 4/COL | Grade 5 | Grade 6 | Grade 7 | Grade 8 | Leather 1 | Leather 2 | Leather 3 |
|---------|-----------------|---------|-------------|---------|---------|---------|---------|-----------|-----------|-----------|
| \$838 | \$887 | \$918 | \$960 | \$997 | \$1,062 | \$1,135 | \$1,218 | \$1,397 | \$1,477 | \$1,716 |

FEATURES

- 5.5" heavy duty cylinder
- Composite base
- Memory foam
- For arm features and travel specifications, see page 16
- Carpet casters

DIMENSIONS

- Overall: 38"- 41.5"H | 27"W | 27"D
- Seat: 15"- 18.5"H | 20"W | 20"D
- Back: 20"H | 17.5"W
- COM: 1.75 yds

NOTES

- Ships knocked down.
- For BW and FA freight options, minimum quantities apply, please check with Sales Support for details.
- Tension is adjustable on OHC and OHH casters to accommodate various surfaces
- All other features are dependant on the control specified. Please refer to Control Choice on page 8 for full description of available features.
- This product meets the requirements set forth in ANSI/ BIFMA X5.1-2011 and is warranted for users up to 350 lbs.
- Dimensions are dependant on options selected. Product can be configured to comply with BIFMA G1-2002 Guidelines.
- *AWL | Option is not available with ATD, ATK or ATO arms.

| SERIES | 52 | Presto 24:7 | QS | \$ |
|-----------------------------|------------|---|----|-------|
| BACK STYLE | 0 | Midback | • | - |
| CONTROL | 11 | Deluxe Tilter Heavy Duty (DJ/DH) | • | - |
| ARM | NA | No Arm | • | - |
| | ATD | Adjustable T Arm Diamond Arm Cap* | • | \$66 |
| | ATK | Adjustable T Arm Kidney Arm Cap* | • | \$66 |
| | ATO | Adjustable T Arm Oval Arm Cap* | • | \$66 |
| | 4D | 4 Dimensional Arm (Available with AWK or AWL) | • | \$130 |
| | MF | Multi-Functional Arm (Width Adjustment incl. see page 16) | • | \$158 |
| OPTIONS | AWK | Adjustable Width Brackets (Knob) | • | \$30 |
| | AWL | Adjustment Width Brackets (Lever) | • | \$40 |
| | LU | Lumbar | • | \$90 |
| | H | Hard Surface Casters | • | \$30 |
| | G | Glides | • | \$30 |
| | OHH | OH Dual Surface Casters [adjustable] | • | \$95 |
| | OHC | OH Carpet Casters [adjustable] | • | \$63 |
| | BU | Bumper Trim | • | \$30 |
| | BN | Ballistic Nylon Back | • | - |
| | SS | Seat Slider (2.5" range) | • | \$85 |
| | LS | Low Seat Height with 5" Travel* | • | \$53 |
| | CL | CAL TB133 | | \$95 |
| FREIGHT OPTIONS | KD | Knocked Down | | - |
| | BW | Blanket Wrapped - Fully Assembled [25 Unit Minimum] | | \$55 |
| | FA | Fully Assembled in Carton [25 Unit Minimum] | | \$75 |
| FREIGHT REQUIREMENTS | AS | Allseating Standard | | - |
| | FQ | Special Freight Instructions (Call for Quote) | | VAR |
| | GD | Guaranteed Delivery Date and Time (Call for Quote) | | VAR |

TO ORDER SIMPLY FILL IN THE BLANKS

| | | | | | | | | | | | | |
|---------------|---|-------------------|---|----------------|---|------------|---|--|---|-----------------------|---|--|
| 52 | - | 0 | - | 11 | - | | - | | - | | - | |
| SERIES | | BACK STYLE | | CONTROL | | ARM | | OPTIONS | | FREIGHT OPTION | | FREIGHT REQUIREMENTS |
| | | | | | | | | For additional options separate with (-) hyphen. | | | | Please refer to allseating.com for fabric codes. |

INFO
PILLOWS
ASTUTE
ARTES
CHIROFORM
DOME
EIGHTY TWO
ENTAIL
EXCHANGE
FLUID
FOSTER
HALSA
INERTIA
JIF
L1
LEVO
MANTRA
MULTI
PRATA
PRESTO
RAINBOW
RAY
REQUISITE
THERAPOD
TUCK
YOU
ZIP



PRESTO® PETITE

DESIGN | ALLSEATING
GSA SIN | 33721

| BASE PRICE \$541 | | | | | | | | | | |
|--------------------|-----------------|---------|-------------|---------|---------|---------|---------|-----------|-----------|-----------|
| 52230-NA | | | | | | | | | | |
| Grade 1 | Grade 2/ COM | Grade 3 | Grade 4/COL | Grade 5 | Grade 6 | Grade 7 | Grade 8 | Leather 1 | Leather 2 | Leather 3 |
| \$541 | \$583 | \$610 | \$646 | \$677 | \$733 | \$796 | \$866 | \$1,020 | \$1,088 | \$1,294 |

FEATURES

- 3.5" cylinder
- Composite base
- Molded seat foam
- For arm features and travel specifications, see page 16
- Carpet casters
- Stool includes height adjustable foot ring

DIMENSIONS

- Overall [Basic Posture]: 36"-39.5"H | 28"W | 28"D
- Overall [Posture Back]: 35.75"-39.25"H | 28"W | 28"D
- Overall [Synchro Tilt]: 36.5"-40"H | 28"H | 28"D
- Overall [Deluxe Tilt J-Bar]: 36.5"-40"H | 28"W | 28"D
- Overall [Value Plus]: 36.5"-40"H | 28"W | 28"D
- Seat [Basic Posture]: 15.25"-18.75"H | 17.25"W | 18"D
- Seat [Posture Back]: 15.5"-19"H | 17.25"W | 18"D
- Seat [Synchro Tilt]: 16"-19.5"H | 17.25"W | 18"D
- Seat [Deluxe Tilt J-Bar]: 16.5"-20"H | 17.25"W | 18"D
- Seat [Value Plus]: 17.5"-21"H | 17.25"W | 18"D
- Back: 18"H | 16"W
- COM: 1.5 yards

NOTES

- Ships knocked down.
- For BW and FA freight options, minimum quantities apply, please check with Sales Support for details.
- Tension is adjustable on OHC and OHH casters to accommodate various surfaces
- All other features are dependant on the control specified. Please refer to Control Choice on page 8 for full description of available features.
- This product meets the requirements set forth in ANSI/BIFMA X5.1-2011 and is warranted for users up to 350 lbs.
- Dimensions are dependant on options selected. Product can be configured to comply with BIFMA G1-2002 Guidelines.
- *AWL | Option is not available with ATD, ATK or ATO arms.

| SERIES | 52 | Presto | QS | \$ |
|-----------------------------|------------|---|----|-------|
| BACK STYLE | 2 | Petite | • | - |
| CONTROL | 30 | Posture Back (P) | • | - |
| | 40 | Synchro-Tilt (ST) | • | - |
| | 80 | Deluxe Tilt J-Bar (DJ) | • | \$110 |
| ARM | NA | No Arm | • | - |
| | ATD | Adjustable T Arm Diamond Arm Cap* | • | \$66 |
| | ATK | Adjustable T Arm Kidney Arm Cap* | • | \$66 |
| | ATO | Adjustable T Arm Oval Arm Cap* | • | \$66 |
| | MF | Multi-Functional Arm (Width Adjustment incl. see page 16) | • | \$158 |
| STOOL OPTION | 8 | 8" Stool Package (Posture Back mech only) | | \$140 |
| | 10 | 10" Stool Package (Posture Back control only) | | \$175 |
| OPTIONS | LH | Dual Surface Casters | • | \$32 |
| | OHH | OH Dual Surface Casters [adjustable] | • | \$95 |
| | OHC | OH Carpet Casters [adjustable] | • | \$63 |
| | BU | Bumper Trim | • | \$30 |
| | BN | Ballistic Nylon Back | • | \$48 |
| | LU | Lumbar | • | \$90 |
| | SS | Seat Slider: Posture Back | • | N/A |
| | SS | Seat Slider: Synchro-Tilt | • | \$85 |
| | SS | Seat Slider: Deluxe Tilt J-Bar | • | \$85 |
| | LS | Low Seat Height with 5" Travel* | • | \$53 |
| | CL | CAL TB133 | | \$95 |
| FREIGHT OPTIONS | KD | Knocked Down | | - |
| | BW | Blanket Wrapped - Fully Assembled [25 Unit Minimum] | | \$55 |
| | FA | Fully Assembled in Carton [25 Unit Minimum] | | \$75 |
| FREIGHT REQUIREMENTS | AS | Allseating Standard | | - |
| | FQ | Special Freight Instructions (Call for Quote) | | VAR |
| | GD | Guaranteed Delivery Date and Time (Call for Quote) | | VAR |

TO ORDER SIMPLY FILL IN THE BLANKS

| | | | | | | | | | | | | | | | | |
|---------------|---|-------------------|---|----------------|---|------------|---|----------------------|---|--|---|-----------------------|---|-----------------------------|---|--|
| 52 | - | 2 | - | | - | | - | | - | | - | | - | | - | |
| SERIES | | BACK STYLE | | CONTROL | | ARM | | STOOL PACKAGE | | OPTIONS | | FREIGHT OPTION | | FREIGHT REQUIREMENTS | | FABRIC CODE |
| | | | | | | | | | | For additional options separate with (-) hyphen. | | | | | | Please refer to allseating.com for fabric codes. |

INFO
PILLOWS
ASTUTE
ARTES
CHAIRFORM
DONE
EIGHTY TWO
ENTAIL
EXCHANGE
FLUID
FOSTER
HALSA
INERTIA
JIF
L1
LEVO
MANTRA
MULTI
PRATA
PRESTO
RAINBOW
RAY
REQUEST
THERAPOD
TUCK
YOU
ZIP



PRESTO® STOOL

DESIGN | ALLSEATING
GSA SIN | 33721

| BASE PRICE \$689 | | | | | | | | | | |
|--------------------|-----------------|---------|-------------|---------|---------|---------|---------|-----------|-----------|-----------|
| 52030-NA-8 | | | | | | | | | | |
| Grade 1 | Grade 2/ COM | Grade 3 | Grade 4/COL | Grade 5 | Grade 6 | Grade 7 | Grade 8 | Leather 1 | Leather 2 | Leather 3 |
| \$689 | \$738 | \$769 | \$811 | \$848 | \$913 | \$986 | \$1,069 | \$1,248 | \$1,328 | \$1,567 |

FEATURES

- 8" cylinder
- Composite base
- Molded seat foam
- For arm features and travel specifications, see page 16
- Carpet casters
- Includes height adjustable foot ring

DIMENSIONS

- Overall 8" [Basic Posture]: 40.25"-47.75"H | 28"W | 28"D
- Overall 8" [Posture Back]: 38.75"-46.25"H | 28"W | 28"D
- Overall 10" [Basic Posture]: 40.75"-50.75"H | 27"W | 27"D
- Overall 10" [Posture Back]: 39.25"-49.25"H | 27"W | 27"D
- Seat 8" [Basic Posture]: 17.75"-25.25"H | 20"W | 20"D
- Seat 8" [Posture Back]: 17.5"-25"H | 20"W | 20"D
- Seat 10" [Basic Posture]: 18.75"-28.75"H | 20"W | 20"D
- Seat 10" [Posture Back]: 18"-27"H | 20"W | 20"D
- Back: 20"H | 17.5"W
- COM Full: 1.75 yds

| SERIES | 52 | Presto | 72HR | \$ |
|-----------------------------|------------|---|------|-------|
| BACK STYLE | 0 | Midback | • | - |
| CONTROL | 30 | Posture Back (P) | • | - |
| ARM | NA | No Arm | • | - |
| | ATD | Adjustable T Arm Diamond Arm Cap* | • | \$66 |
| | ATK | Adjustable T Arm Kidney Arm Cap* | • | \$66 |
| | ATO | Adjustable T Arm Oval Arm Cap* | • | \$66 |
| | 4D | 4 Dimensional Arm (Available with AWK or AWL) | • | \$130 |
| | MF | Multi-Functional Arm (Width Adjustment incl. see page 16) | • | \$158 |
| STOOL OPTION | 8 | 8" Stool Package | • | - |
| | 10 | 10" Stool Package | • | \$36 |
| OPTIONS | AWL | Adjustment Width Brackets (Lever) | • | \$40 |
| | H | Dual Surface Casters [10" Stool Only] | • | \$30 |
| | LH | Dual Surface Casters [8" Stool Only] | • | \$32 |
| | OHH | OH Hard Surface Casters [adjustable 8" Stool Only] | • | \$95 |
| | OHC | OH Carpet Casters [adjustable 8" Stool Only] | • | \$63 |
| | LU | Lumbar | • | \$90 |
| | G | Glides [10" Stool Only] | • | \$30 |
| | BU | Bumper Trim | • | \$30 |
| | BN | Ballistic Nylon Back | • | \$48 |
| | AB | Aluminum Base | | \$65 |
| | CAL | CAL TB133 | | \$95 |
| FREIGHT OPTIONS | KD | Knocked Down | | - |
| | BW | Blanket Wrapped - Fully Assembled [25 Unit Minimum] | | \$55 |
| | FA | Fully Assembled in Carton [25 Unit Minimum] | | \$75 |
| FREIGHT REQUIREMENTS | AS | Allseating Standard | | - |
| | FQ | Special Freight Instructions (Call for Quote) | | VAR |
| | GD | Guaranteed Delivery Date and Time (Call for Quote) | | VAR |

NOTES

- Ships knocked down.
- For BW and FA freight options, minimum quantities apply, please check with Sales Support for details.
- Tension is adjustable on OHC and OHH casters to accommodate various surfaces
- All other features are dependant on the control specified. Please refer to Control Choice on page 8 for full description of available features.
- This product meets the requirements set forth in ANSI/BIFMA X5.1-2011 and is warranted for users up to 350 lbs.
- Dimensions are dependant on options selected. Product can be configured to comply with BIFMA G1-2002 Guidelines.
- *AWL | Option is not available with ATD, ATK or ATO arms.

TO ORDER SIMPLY FILL IN THE BLANKS

| | | | | | | | | |
|---------------|-------------------|----------------|------------|--------------|--|-----------------------|-----------------------------|--|
| 52 | 0 | 30 | | 8 | | | | |
| SERIES | BACK STYLE | CONTROL | ARM | STOOL | OPTIONS For additional options separate with (-) hyphen. | FREIGHT OPTION | FREIGHT REQUIREMENTS | FABRIC CODE Please refer to allseating.com for fabric codes. |

INFO
PILLOWS
ASTUTE
ARTES
CHIROFORM
DONE
EIGHTY TWO
ENTAIL
EXCHANGE
FLUID
FOSTER
HALSA
INERTIA
JIF
L1
LEVO
MANTRA
MULTI
PRATA
PRESTO
RAINBOW
RAY
REQUEST
THERAPOD
TUCK
YOU
ZIP



RAINBOW™ SQUARE BACK

DESIGN | ALLSEATING
GSA SIN | 33721

BASE PRICE | \$336

33654-NA

| Grade 1 | Grade 2/COM | Grade 3 | Grade 4/COL | Grade 5 | Grade 6 | Grade 7 | Grade 8 | Leather 1 | Leather 2 | Leather 3 |
|---------|-------------|---------|-------------|---------|---------|---------|---------|-----------|-----------|-----------|
| \$336 | \$371 | \$394 | \$424 | \$450 | \$496 | \$549 | \$607 | \$735 | \$792 | \$964 |

FEATURES

- Double curve and open back
- 4 leg features a wall saver design unless ordered with casters
- Wall-saving designed frame
- Black non-marring glides
- Stacks 4 on the floor
- Stacks 7 on Dolly-7
- Stacks 14 on Dolly-14
- Caster Stacking

DIMENSIONS

- 4-LEG**
- Overall NA: 34"H | 20.5"W | 25"D
 - Overall WA: 34"H | 23.5"W | 25"D
 - Seat: 17.5"H | 18"W | 17.5"D
 - Back: 16.5"H | 18.5"W

- SLED**
- Overall NA: 34"H | 23"W | 26"D
 - Overall WA: 34"H | 23.5"W | 26"D

- DOLLY**
- Rainbow Dolly-7: 43.75"H | 21"W | 47"D
 - Rainbow Dolly-14: 57"H | 21"W | 81"D
 - COM Seat: 0.75 yds.
 - COM Back: 0.75 yds.
 - COM full: 1.25 yds.

NOTES

- Ships fully assembled in a box. For BW freight option, 25 unit minimum quantities apply, please check with Sales Support for details.
- For orders of less than 2, a cartoning surcharge of \$22 net will be incurred per order. WTR & WTL excluded.
- Sled frames cannot be used with Dolly.
- Sled base with arm is non-stackable.
- This product meets the requirements set forth in ANSI/BIFMA X5.1-2011 and is warranted for users up to 350 lbs.
- Dimensions are dependant on options selected. Product can be configured to comply with BIFMA G1-2002 Guidelines.
- *Adjustable swivel glides ship un-installed.

| SERIES | 33 | Rainbow | QS | \$ |
|-----------------------------|------------|--|----|------|
| BACK STYLE | 6 | Square Back | • | - |
| LEG | 54 | 4 Leg Stackable | • | - |
| | 50 | Stackable Sled Base (NA Only) | • | \$52 |
| | 55 | Non-Stackable Sled Base (WA Only) | • | \$52 |
| ARM | NA | No Arm | • | - |
| | WA | With Arm (Mandatory with Sled Base 55) | • | \$42 |
| ARM CAP | BK | Black | | - |
| | SK | Smoke | | - |
| FRAME FINISH | EB | Epoxy Black | • | - |
| | SIL | Silver | | - |
| | CM | Chrome (CA and TC Options not available. N/A with Sled Base) | | \$85 |
| ARM FINISH | BK | Black | • | - |
| OPTIONS | AG | Adjustable Swivel Glide* (N/A with Sled Base) | • | \$18 |
| | CR | Chrome Rocker (N/A with Sled Base) | • | \$26 |
| | CA | Casters (N/A with Sled Base) | • | \$48 |
| | TC | Hard Casters (N/A with Sled Base) | • | \$55 |
| | 1 | 1" Extra Seat Foam | • | \$30 |
| | GB | Ganging Brackets (set of 2) | • | \$38 |
| | BN | Ballistic Nylon Back | • | \$40 |
| | CL | CAL TB133 | | \$95 |
| FREIGHT OPTIONS | FA | Fully Assembled | | - |
| | BW | Blanket Wrapped - Fully Assembled [25 unit minimum] | | \$25 |
| FREIGHT REQUIREMENTS | AS | Allseating Standard | | - |
| | FQ | Special Freight Instructions (Call for Quote) | | VAR |
| | GD | Guaranteed Delivery Date and Time (Call for Quote) | | VAR |

| | | | |
|--|-----------------|--|-------|
| | Dolly-7 | | \$480 |
| | Dolly-14 | Please ensure Dolly has separate model/line item with quantities specified | \$540 |

TO ORDER SIMPLY FILL IN THE BLANKS

| | | | | | | | | | | | | | | | | | | |
|---------------|---|-------------------|---|------------|---|------------|---|---------------------|---|-------------------|---|--|---|-----------------------|---|-----------------------------|---|--|
| 33 | - | 6 | - | | - | | - | | - | BK | - | | - | | - | | - | |
| SERIES | | BACK STYLE | | LEG | | ARM | | FRAME FINISH | | ARM FINISH | | OPTIONS | | FREIGHT OPTION | | FREIGHT REQUIREMENTS | | FABRIC CODE |
| | | | | | | | | | | | | For additional options separate with (-) hyphen. | | | | | | Please refer to allseating.com for fabric codes. |

INFO
PILLOWS
ASTUTE
ARTES
CHIROFORM
DOME
EIGHTY TWO
ENTAIL
EXCHANGE
FLUID
FOSTER
HALSA
INERTIA
JIF
L1
LEVO
MANTRA
MULTI
PRATA
PRESTO
RAINBOW
RAY
REQUEST
THERAPOD
TUCK
YOU
ZIP



RAINBOW™ ROUND BACK

DESIGN | ALLSEATING
GSA SIN | 33721

| BASE PRICE \$336 | | | | | | | | | | |
|--------------------|-------------|---------|-------------|---------|---------|---------|---------|-----------|-----------|-----------|
| 33554-NA | | | | | | | | | | |
| Grade 1 | Grade 2/COM | Grade 3 | Grade 4/COL | Grade 5 | Grade 6 | Grade 7 | Grade 8 | Leather 1 | Leather 2 | Leather 3 |
| \$336 | \$371 | \$394 | \$424 | \$450 | \$496 | \$549 | \$607 | \$735 | \$792 | \$964 |

FEATURES

- Double curve and open back
- Wall-saving designed frame
- 4 leg features a wall saver design unless ordered with casters
- Black non-marring glides
- Stacks 4 on the floor
- Stacks 7 on Dolly-7
- Stacks 14 on Dolly-14
- Caster Stacking

DIMENSIONS

4-LEG

- Overall NA: 34"H | 20.5"W | 25"D
- Overall WA: 34"H | 23.5"W | 25"D
- Seat: 17.5"H | 18"W | 17.5"D
- Back: 16.5"H | 18.5"W

SLED

- Overall NA: 34"H | 23"W | 26"D
- Overall WA: 34"H | 23.5"W | 26"D

DOLLY

- Rainbow Dolly-7: 43.75"H | 21"W | 47"D
- Rainbow Dolly-14: 57"H | 21"W | 81"D
- COM Seat: 0.75 yds.
- COM Back: 0.75 yds.
- COM full: 1.25 yds.

NOTES

- Ships fully assembled in a box. For BW freight option, 25 unit minimum quantities apply, please check with Sales Support for details.
- For orders of less than 2, a cartoning surcharge of \$22 net will be incurred per order. WTR & WTL excluded.
- Sled frames cannot be used with Dolly.
- Sled base with arm is non-stackable.
- This product meets the requirements set forth in ANSI/BIFMA X5.1-2011 and is warranted for users up to 350 lbs.
- Dimensions are dependant on options selected. Product can be configured to comply with BIFMA G1-2002 Guidelines.
- *Adjustable swivel glides ship un-installed.

| SERIES | 33 | Rainbow | QS | \$ |
|-----------------|-----|--|----|------|
| BACK STYLE | 5 | Round Back | • | - |
| LEG | 54 | 4 Leg Stackable | • | - |
| | 50 | Stackable Sled Base (NA Only) | • | \$52 |
| | 55 | Non-Stackable Sled Base (WA Only) | • | \$52 |
| ARM | NA | No Arm | • | - |
| | WA | With Arm (Mandatory with Sled Base 55) | • | \$42 |
| ARM CAP | BK | Black | | - |
| | SK | Smoke | | - |
| FRAME FINISH | EB | Epoxy Black | • | - |
| | SIL | Silver | | - |
| | CM | Chrome (CA and TC Options not available. N/A with Sled Base) | | \$85 |
| ARM FINISH | BK | Black | • | - |
| | AG | Adjustable Swivel Glide* (N/A with Sled Base) | • | \$18 |
| | CR | Chrome Rocker (N/A with Sled Base) | • | \$26 |
| | CA | Casters (N/A with Sled Base) | • | \$48 |
| | TC | Hard Casters (N/A with Sled Base) | • | \$55 |
| | 1 | 1" Extra Seat Foam | • | \$30 |
| | GB | Ganging Brackets (set of 2) | • | \$38 |
| OPTIONS | BN | Ballistic Nylon Back | • | \$40 |
| | CL | CAL TB133 | | \$95 |
| | FA | Fully Assembled | | - |
| | BW | Blanket Wrapped - Fully Assembled [25 unit minimum] | | \$25 |
| FREIGHT OPTIONS | AS | Allseating Standard | | - |
| | FQ | Special Freight Instructions (Call for Quote) | | VAR |
| | GD | Guaranteed Delivery Date and Time (Call for Quote) | | VAR |

| | | | | |
|--|----------|--|--|-------|
| | Dolly-7 | | | \$480 |
| | Dolly-14 | Please ensure Dolly has separate model/line item with quantities specified | | \$540 |

TO ORDER SIMPLY FILL IN THE BLANKS

| | | | | | | | | | |
|--------|------------|-----|-----|--------------|------------|---|----------------|----------------------|---|
| 33 | 5 | | | | BK | | | | |
| SERIES | BACK STYLE | LEG | ARM | FRAME FINISH | ARM FINISH | OPTIONS For additional options separate with (-) hyphen. | FREIGHT OPTION | FREIGHT REQUIREMENTS | FABRIC CODE Please refer to allseating.com for fabric codes. |

INFO
PILLOWS
ASTUTE
ARTES
CHIROFORM
DOME
EIGHTY TWO
ENTAIL
EXCHANGE
FLUID
FOSTER
HALSA
INERTIA
JIF
L1
LEVO
MANTRA
MULTI
PRATA
PRESTO
RAINBOW
RAY
REQUEST
THERAPOD
TUCK
YOU
ZIP



RAINBOW™ WIDE

DESIGN | ALLSEATING
GSA SIN | 33721

| BASE PRICE \$546 | | | | | | | | | | | |
|--------------------|---------|-----------------|---------|-----------------|---------|---------|---------|---------|-----------|-----------|-----------|
| 33754/33954-NA | | | | | | | | | | | |
| Code | Grade 1 | Grade 2/ COM | Grade 3 | Grade 4/ COL | Grade 5 | Grade 6 | Grade 7 | Grade 8 | Leather 1 | Leather 2 | Leather 3 |
| 33754/ 33954-NA | 546 | 588 | 615 | 651 | 682.5 | 738 | 801 | 871.5 | 1025.25 | 1093.5 | 1299 |
| Phlebotomy Arm | \$195 | \$209 | \$218 | \$230 | \$241 | \$259 | \$280 | \$304 | \$355 | \$378 | \$446 |

FEATURES

- Double curve and open back
- Wall-saving designed frame
- Black non-marring glides
- Black frame

DIMENSIONS

SQUAREBACK AND ROUND BACK:

- Overall NA: 34"H | 24"W | 26"D
- Overall WA: 34"H | 26.75"W | 26"D
- Seat: 20"H | 22"W | 21.5"D
- Back: 14"H | 22"W
- COM Back: 0.85 yds.
- COM Seat: 0.85 yds
- COM Full: 1.5 yds.

| SERIES | 33 | Rainbow | QS | \$ |
|-----------------------------|------------|---|----|-------|
| BACK STYLE | 7 | Wide Roundback | | - |
| | 9 | Wide Squareback | | |
| LEG | 54 | 4 Leg Stackable | | - |
| ARM | NA | No Arm | | - |
| | WA | With Arm | | \$52 |
| ARM CAP | BK | Black | | - |
| | SK | Smoke | | - |
| FRAME FINISH | BK | Black | | - |
| | SIL | Silver | | - |
| OPTIONS | BN | Ballistic Nylon Back | | \$40 |
| | PHL | Phlebotomy Arm Left Side [From Seated Position] | | VAR |
| | PHR | Phlebotomy Arm Right Side [From Seated Position] | | VAR |
| | CL | CAL TB133 | | \$115 |
| FREIGHT OPTIONS | FA | Fully Assembled | | - |
| | BW | Blanket Wrapped - Fully Assembled [25 unit minimum] | | \$25 |
| FREIGHT REQUIREMENTS | AS | Allseating Standard | | - |
| | FQ | Special Freight Instructions [Call for Quote] | | VAR |
| | GD | Guaranteed Delivery Date and Time (Call for Quote) | | VAR |

- Use the following model codes to order the Phlebotomy Arm by itself for installation on existing chairs

| | | |
|-------------------|--|-----|
| *33APH-PHL | Phlebotomy Arm Left Side [From Seated Position] | VAR |
| *33APH-PHR | Phlebotomy Arm Right Side [From Seated Position] | VAR |

NOTES

- Ships fully assembled in a box. For BW freight option, 25 unit minimum quantities apply, please check with Sales Support for details.
- For orders of less than 2, a cartoning surcharge of \$22 net will be incurred per order. WTR & WTL excluded.
- Rainbow Wide is suitable for up to 500lbs.
- Does not stack
- This product meets the requirements set forth in ANSI/ BIFMA X5.1-2011.
- Dimensions are dependant on options selected. Product can be configured to comply with BIFMA G1-2002 Guidelines.

TO ORDER SIMPLY FILL IN THE BLANKS

| | | | | | | | | | | | | | | | | | | |
|---------------|---|-------------------|---|------------|---|------------|---|---------------------|---|-------------------|---|--|---|-----------------------|---|-----------------------------|---|--|
| 33 | - | | - | 54 | - | WA | - | | - | BK | - | | - | | - | | - | |
| SERIES | | BACK STYLE | | LEG | | ARM | | FRAME FINISH | | ARM FINISH | | OPTIONS | | FREIGHT OPTION | | FREIGHT REQUIREMENTS | | FABRIC CODE |
| | | | | | | | | | | | | For additional options separate with (-) hyphen. | | | | | | Please refer to allseating.com for fabric codes. |

INFO
PILLOWS
ASTUTE
ARTES
CHIROFORM
DOME
EIGHTY TWO
ENTAIL
EXCHANGE
FLUID
FOSTER
HALSA
INERTIA
JIF
LI
LEVO
MANTRA
MULTI
PRATA
PRESTO
RAINBOW
RAY
REQUEST
THERAPOD
TUCK
YOU
ZIP



RAINBOW™ PLUS

DESIGN | ALLSEATING
GSA SIN | 33721

| BASE PRICE \$625 | | | | | | | | | | | |
|--------------------|---------|-----------------|---------|-----------------|---------|---------|---------|---------|-----------|-----------|-----------|
| 33454-WA | | | | | | | | | | | |
| Code | Grade 1 | Grade 2/ COM | Grade 3 | Grade 4/ COL | Grade 5 | Grade 6 | Grade 7 | Grade 8 | Leather 1 | Leather 2 | Leather 3 |
| 33454-WA | \$625 | \$681 | \$717 | \$765 | \$807 | \$881 | \$965 | \$1059 | \$1264 | \$1355 | \$1629 |
| Phlebotomy Arm | \$195 | \$209 | \$218 | \$230 | \$241 | \$259 | \$280 | \$304 | \$355 | \$378 | \$446 |

FEATURES

- Double curve and open back
- Wall-saving designed frame
- Black non-marring glides

DIMENSIONS

- Overall: 34.2"H | 33.3"W | 23.25"D
- Seat: 17"H | 30"W | 20"D
- Back: 16.3"H | 30"W

| SERIES | 33 | Rainbow | QS | \$ |
|----------------------|-----|---|----|-------|
| BACK STYLE | 4 | Plus Squareback | | - |
| LEG | 54 | 4 Leg | | - |
| ARM | WA | With Arm | | - |
| ARM CAP | BK | Black | | - |
| | SK | Smoke | | - |
| FRAME FINISH | EB | Epoxy Black | | - |
| | SIL | Silver | | - |
| OPTIONS | BN | Ballistic Nylon Back | | \$40 |
| | PHL | Phlebotomy Arm Left Side [From Seated Position] | | VAR |
| | PHR | Phlebotomy Arm Right Side [From Seated Position] | | VAR |
| | CL | CAL TB133 | | \$115 |
| FREIGHT OPTIONS | FA | Fully Assembled | | - |
| FREIGHT REQUIREMENTS | BW | Blanket Wrapped - Fully Assembled [25 unit minimum] | | \$25 |
| | AS | Allseating Standard | | - |
| | FQ | Special Freight Instructions [Call for Quote] | | VAR |
| | GD | Guaranteed Delivery Date and Time (Call for Quote) | | VAR |
| | GD | Guaranteed Delivery Date and Time (Call for Quote) | | VAR |

• Use the following model codes to order the Phlebotomy Arm by itself for installation on existing chairs

| | | |
|------------|--|-----|
| *33APH-PHL | Phlebotomy Arm Left Side [From Seated Position] | VAR |
| *33APH-PHR | Phlebotomy Arm Right Side [From Seated Position] | VAR |

NOTES

- Ships fully assembled in a box. For BW freight option, 25 unit minimum quantities apply, please check with Sales Support for details.
- For orders of less than 2, a cartoning surcharge of \$22 net will be incurred per order.
- Rainbow Plus is suitable for up to 500lbs.
- Does not stack
- This product meets the requirements set forth in ANSI/BIFMA X5.1-2011.
- Dimensions are dependant on options selected. Product can be configured to comply with BIFMA G1-2002 Guidelines.

TO ORDER SIMPLY FILL IN THE BLANKS

| | | | | | | | | | | | | | | | | | |
|--------|---|------------|---|-----|---|-----|---|---------|---|--------------|---|--|---|----------------|---|----------------------|--|
| 33 | - | 4 | - | 54 | - | WA | - | | - | | - | | - | | - | | |
| SERIES | | BACK STYLE | | LEG | | ARM | | ARM CAP | | FRAME FINISH | | OPTIONS | | FREIGHT OPTION | | FREIGHT REQUIREMENTS | FABRIC CODE |
| | | | | | | | | | | | | For additional options separate with (-) hyphen. | | | | | Please refer to allseating.com for fabric codes. |



INFO
PILLOWS
ASTUTE
ARLES
CHIROFORM
DONE
EIGHTY TWO
ENTAIL
EXCHANGE
FLUID
FOSTER
HALSA
INERTIA
JIF
L1
LEVO
MANTRA
MULTI
PRATA
PRESTO
RAINBOW
RAY
REQUEST
THERAPOD
TUCK
YOU
ZIP



RAINBOW™ HIP

DESIGN | ALLSEATING
GSA SIN | 33721

BASE PRICE | \$565

33613-WA

| Grade 1 | Grade 2/ COM | Grade 3 | Grade 4/COL | Grade 5 | Grade 6 | Grade 7 | Grade 8 | Leather 1 | Leather 2 | Leather 3 |
|---------|-----------------|---------|-------------|---------|---------|---------|---------|-----------|-----------|-----------|
| \$565 | \$607 | \$634 | \$670 | \$702 | \$757 | \$820 | \$891 | \$1,044 | \$1,113 | \$1,318 |

FEATURES

- Double curve and open back
- Wall-saving designed frame
- Black non-marring glides
- Standard footrest in black nylon

DIMENSIONS

- Overall WA: 34"H | 26.5"W | 24.5"D
- Seat: 24"H | 22"W | 21.5"D
- Back: 14"H | 22"W
- Footrest: 6.625"H [from the floor] | 21"W | 5.5"D
- COM Back: 0.85 yds.
- COM Seat: 0.85 yds
- COM Full: 1.5 yds.

| SERIES | 33 | Rainbow | QS | \$ |
|----------------------|-----|---|----|------|
| BACK STYLE | 6 | Wide Squareback | | - |
| LEG | 54 | 4 Leg | | - |
| ARM | WA | With Arm | | - |
| FRAME FINISH | EB | Epoxy Black | | - |
| | SIL | Silver | | - |
| OPTIONS | BN | Ballistic Nylon Back | | \$40 |
| FREIGHT OPTIONS | FA | Fully Assembled | | - |
| | BW | Blanket Wrapped - Fully Assembled [25 unit minimum] | | \$25 |
| FREIGHT REQUIREMENTS | AS | Allseating Standard | | - |
| | FQ | Special Freight Instructions [Call for Quote] | | VAR |
| | GD | Guaranteed Delivery Date and Time (Call for Quote) | | VAR |

NOTES

- Ships fully assembled in a box. For BW freight option, 25 unit minimum quantities apply, please check with Sales Support for details.
- For orders of less than 2, a cartoning surcharge of \$22 net will be incurred per order. WTR & WTL excluded.
- Rainbow Hip is suitable for up to 500lbs.
- Does not stack
- This product meets the requirements set forth in ANSI/BIFMA X5.1-2011.
- Dimensions are dependant on options selected. Product can be configured to comply with BIFMA G1-2002 Guidelines.

TO ORDER SIMPLY FILL IN THE BLANKS

| | | | | | | | | | | | | | | | | |
|---------------|---|-------------------|---|------------|---|------------|---|---------------------|---|--|---|-----------------------|---|-----------------------------|---|--|
| 33 | - | 6 | - | 13 | - | WA | - | | - | | - | | - | | - | |
| SERIES | | BACK STYLE | | LEG | | ARM | | FRAME FINISH | | OPTIONS For additional options separate with (-) hyphen. | | FREIGHT OPTION | | FREIGHT REQUIREMENTS | | FABRIC CODE Please refer to allseating.com for fabric codes. |



INFO
PILLOWS
ASTUTE
ARTES
CHIROFORM
DOVE
EIGHTY TWO
ENTAIL
EXCHANGE
FLUID
FOSTER
HALSA
INERTIA
JIF
L1
LEVO
MANTRA
MULTI
PRATA
PRESTO
RAINBOW
RAY
REQUISITE
THERAPOD
TUCK
YOU
ZIP



RAINBOW™ JUNIOR

DESIGN | ALLSEATING
GSA SIN | 33721

BASE PRICE | \$260

33854-NA

| Grade 1 | Grade 2/ COM | Grade 3 | Grade 4/COL | Grade 5 | Grade 6 | Grade 7 | Grade 8 | Leather 1 | Leather 2 | Leather 3 |
|---------|-----------------|---------|-------------|---------|---------|---------|---------|-----------|-----------|-----------|
| \$260 | \$277 | \$288 | \$302 | \$315 | \$337 | \$362 | \$391 | \$452 | \$479 | \$562 |

FEATURES

- Double curve and open back
- Wall-saver designed frame
- Black non-marring glides
- Black frame
- Stacks 4 on the Floor

DIMENSIONS

- Overall: 26"H | 15"W | 15"D
- Seat: 14"H | 15"W | 13.75"D
- Back: 12"H | 14"W
- COM: 0.60 yd.

| SERIES | 33 | Rainbow | QS | \$ |
|----------------------|-----|---|----|------|
| BACK STYLE | 8 | Junior | | - |
| LEG | 54 | 4 Leg Stackable | | - |
| ARM | NA | No Arm | | - |
| FRAME FINISH | EB | Epoxy Black | | - |
| | SIL | Silver | | - |
| OPTIONS | AG | Adjustable Swivel Glide* | | \$18 |
| | CR | Chrome Rocker | | \$26 |
| | BN | Ballistic Nylon Back | | \$35 |
| | CL | CAL TB133 | | \$95 |
| FREIGHT OPTIONS | FA | Fully Assembled | | - |
| | BW | Blanket Wrapped - Fully Assembled [25 unit minimum] | | \$25 |
| FREIGHT REQUIREMENTS | AS | Allseating Standard | | - |
| | FQ | Special Freight Instructions (Call for Quote) | | VAR |
| | GD | Guaranteed Delivery Date and Time (Call for Quote) | | VAR |

NOTES

- Ships fully assembled in a box. For BW freight option, 25 unit minimum quantities apply, please check with Sales Support for details.
- For orders of less than 2, a cartoning surcharge of \$22 net will be incurred per order.
- This product meets the requirements set forth in ANSI/BIFMA X5.1-2011 and is warranted for users up to 350 lbs
- Dimensions are dependant on options selected. Product can be configured to comply with BIFMA G1-2002 Guidelines.
- *Adjustable Swivel Glides ship un-installed.

TO ORDER SIMPLY FILL IN THE BLANKS

| | | | | | | | | | | | | | | |
|---------------|---|-------------------|---|------------|---|------------|---|---------------------|---|--|---|-----------------------|---|--|
| 33 | - | 8 | - | 54 | - | | - | | - | | - | | - | |
| SERIES | | BACK STYLE | | LEG | | ARM | | FRAME FINISH | | OPTIONS For additional options separate with (-) hyphen. | | FREIGHT OPTION | | FREIGHT REQUIREMENTS |
| | | | | | | | | | | | | | | FABRIC CODE Please refer to allseating.com for fabric codes. |

INFO
PILLOWS
ASTUTE
ATLES
CHIROFORM
DOME
EIGHTY TWO
ENTAIL
EXCHANGE
FLUID
FOSTER
HALSA
INERTIA
JIF
L1
LEVO
MANTRA
MULTI
PRATA
PRESTO
RAINBOW
RAY
REQUIRE
THERAPOD
TUCK
YOU
ZIP



RAY® CONFERENCE

DESIGN | FIG 40
GSA SIN | 33721

| BASE PRICE \$1,043 | | | | | | | | | | | |
|----------------------|---------|-----------------|---------|-----------------|---------|---------|---------|---------|-----------|-----------|-----------|
| 18025-CA | | | | | | | | | | | |
| Code | Grade 1 | Grade 2/ COM | Grade 3 | Grade 4/ COL | Grade 5 | Grade 6 | Grade 7 | Grade 8 | Leather 1 | Leather 2 | Leather 3 |
| 18025 | \$1,043 | \$1,085 | \$1,112 | \$1,148 | \$1,180 | \$1,235 | \$1,298 | \$1,369 | \$1,522 | \$1,591 | \$1,796 |
| 18125 | \$1,233 | \$1,282 | \$1,314 | \$1,356 | \$1,392 | \$1,457 | \$1,531 | \$1,613 | \$1,792 | \$1,872 | \$2,112 |

FEATURES

- 3.5" cylinder
- Poly-back shell
- Molded seat and back foam
- Aluminum base
- Aluminum conference arms
- Black polyurethane armcaps
- Carpet casters

DIMENSIONS

- Midback Overall [React]: 37.25"-40.75"H | 28"W | 28"D
- Midback Overall [Knee Tilt]: 39.25"-42.75"H | 28"W | 28"D
- Highback Overall [React]: 44.25"-47.75"H | 28"W | 28"D
- Highback Overall [Knee Tilt]: 46.25"-49.75"H | 28"W | 28"D
- Seat [React]: 18"- 21.5"H | 19.5"W | 20.5"D
- Seat [Knee Tilt]: 18.25"-21.75"H | 19.5"W | 20.5"D
- Back: 22.5"H | 19"W
- Midback COM: 1.5 yds.
- Highback COM: 2yds.

NOTES

- Ships knocked down.
- For BW and FA Freight Options, minimum quantities apply, please check with Sales Support for details.
- Tension is adjustable on OHC and OHH casters to accommodate various surfaces
- All other features are dependant on the control specified. Please refer to Control Choice on page 8 for full description of available features.
- This product meets the requirements set forth in ANSI/BIFMA X5.1-2011 and is warranted for users up to 350 lbs.
- Dimensions are dependant on options selected. Product can be configured to comply with BIFMA G1-2002 Guidelines.

| SERIES | 18 | Ray | QS | \$ |
|-----------------------------|------------|---|----|------|
| BACK STYLE | 0 | Midback | | VAR |
| | 1 | Highback | | VAR |
| CONTROL | 25 | Knee Tilt (KT2) | | - |
| ARM | CA | Conference Arm | | INCL |
| OPTIONS | LH | 65mm (2.5") Dual Surface Casters | | \$32 |
| | OHC | OH Carpet Casters [adjustable] | | \$63 |
| | OHH | OH Dual Surface Casters [adjustable] | | \$95 |
| | HAB | High Profile Aluminum Base | | - |
| FREIGHT OPTIONS | KD | Knocked Down | | - |
| | BW | Blanket Wrapped - Fully Assembled [25 Unit Minimum] | | \$55 |
| | FA | Fully Assembled in Carton [25 Unit Minimum] | | \$75 |
| FREIGHT REQUIREMENTS | AS | Allseating Standard | | - |
| | FQ | Special Freight Instructions (Call for Quote) | | VAR |
| | GD | Guaranteed Delivery Date and Time (Call for Quote) | | VAR |

TO ORDER SIMPLY FILL IN THE BLANKS

| | | | | | | | | | | | | | | |
|---------------|---|-------------------|---|----------------|---|------------|---|--|---|-----------------------|---|-----------------------------|---|--|
| 18 | - | | - | 25 | - | CA | - | | - | | - | | - | |
| SERIES | | BACK STYLE | | CONTROL | | ARM | | OPTIONS For additional options separate with (-) hyphen. | | FREIGHT OPTION | | FREIGHT REQUIREMENTS | | FABRIC CODE Please refer to allseating.com for fabric codes. |

INFO
PILLOWS
ASTUTE
ARTLES
CHIROFORM
DOME
EIGHTY TWO
ENTAIL
EXCHANGE
FLUID
FOSTER
HALSA
INERTIA
JIF
L1
LEVO
MANTRA
MULTI
PRATA
PRESTO
RAINBOW
RAY
REQUISITE
THERAPOD
TUCK
YOU
ZIP



RAY® TASK

DESIGN | FIG 40
GSA SIN | 33721

| BASE PRICE \$905 | | | | | | | | | | | |
|--------------------|---------|-----------------|---------|-----------------|---------|---------|---------|---------|-----------|-----------|-----------|
| 18025-NA | | | | | | | | | | | |
| Code | Grade 1 | Grade 2/ COM | Grade 3 | Grade 4/ COL | Grade 5 | Grade 6 | Grade 7 | Grade 8 | Leather 1 | Leather 2 | Leather 3 |
| 18025 | \$905 | \$947 | \$974 | \$1,010 | \$1,042 | \$1,097 | \$1,160 | \$1,231 | \$1,384 | \$1,453 | \$1,658 |
| 18125 | \$1,095 | \$1,144 | \$1,176 | \$1,218 | \$1,254 | \$1,319 | \$1,393 | \$1,475 | \$1,654 | \$1,734 | \$1,974 |

FEATURES

- 3.5" Cylinder
- Poly-Back Shell
- Molded seat and back foam
- Black nylon base
- WA arms adjustable 3" in height (width adjustment optional)
- Carpet casters

DIMENSIONS

- Overall Midback: 41"H | 28"W | 28"D
- Overall Highback: 48.5"H | 28"W | 28"D
- Seat: 17"- 20.5"H | 19"W | 19.29"D
- Back Midback: 21.25"H | 18.5"W
- Back Highback: 28"H | 18.5"W
- COM Midback: 1.5 yds.
- COM Highback: 2 yds.

| SERIES | 18 | Ray | QS | \$ |
|----------------------|-----|---|----|-------|
| BACK STYLE | 0 | Midback | | VAR |
| | 1 | Highback | | VAR |
| CONTROL | 25 | Knee Tilt (KT2) | | - |
| ARM | NA | No Arm | | - |
| | T2 | Task 2 Arm | | \$110 |
| OPTIONS | AWK | Adjustable Width Brackets (Knob) | | \$30 |
| | AB | Aluminum Base with 65mm (2.5") Casters | | \$65 |
| | LH | 65mm (2.5") Dual Surface Casters | | \$32 |
| | OHC | OH Carpet Casters [adjustable] | | \$63 |
| | OHH | OH Dual Surface Casters [adjustable] | | \$95 |
| FREIGHT OPTIONS | KD | Knocked Down | | - |
| | BW | Blanket Wrapped - Fully Assembled [25 Unit Minimum] | | \$55 |
| | FA | Fully Assembled in Carton [25 Unit Minimum] | | \$75 |
| FREIGHT REQUIREMENTS | AS | Allseating Standard | | - |
| | FQ | Special Freight Instructions (Call for Quote) | | VAR |
| | GD | Guaranteed Delivery Date and Time (Call for Quote) | | VAR |

NOTES

- Ships knocked down.
- For BW and FA Freight Options, minimum quantities apply, please check with Sales Support for details.
- Tension is adjustable on OHC and OHH casters to accommodate various surfaces
- All other features are dependant on the control specified. Please refer to Control Choice on page 8 for full description of available features.
- This product meets the requirements set forth in ANSI/BIFMA X5.1-2011 and is warranted for users up to 350 lbs.
- Dimensions are dependant on options selected. Product can be configured to comply with BIFMA G1-2002 Guidelines.

TO ORDER SIMPLY FILL IN THE BLANKS

| | | | | | | | | | | | | | | |
|---------------|---|-------------------|---|----------------|---|------------|---|--|---|-----------------------|---|-----------------------------|---|--|
| 18 | - | | - | 25 | - | | - | | - | | - | | - | |
| SERIES | | BACK STYLE | | CONTROL | | ARM | | OPTIONS | | FREIGHT OPTION | | FREIGHT REQUIREMENTS | | FABRIC CODE |
| | | | | | | | | For additional options separate with (-) hyphen. | | | | | | Please refer to allseating.com for fabric codes. |



REQUISITE[®] MIDBACK

DESIGN | TODD YETMAN
GSA SIN | 33721

BASE PRICE | \$975
21035

| Grade 1 | Grade 2/ COM | Grade 3 | Grade 4/COL | Grade 5 | Grade 6 | Grade 7 | Grade 8 | Leather 1 | Leather 2 | Leather 3 |
|---------|-----------------|---------|-------------|---------|---------|---------|---------|-----------|-----------|-----------|
| \$975 | \$1,024 | \$1,056 | \$1,098 | \$1,134 | \$1,199 | \$1,273 | \$1,355 | \$1,534 | \$1,614 | \$1,854 |

FEATURES

- 4" Cylinder
- Side tension control
- Black nylon base standard
- Molded seat and foam back
- Standard carpet casters

DIMENSIONS

- Overall [Knee Tilt]: 39"-43.25"H | 28.5"W | 28.5"D
- Overall [Synchro Tilt]: 39"-43.25"H | 28.5"W | 28.5"D
- Seat [Knee Tilt]: 18"- 22.25"H | 20.5"W | 19.5"D
- Seat [Synchro Tilt]: 18"-22.25"H | 20.5"W | 19.5"D
- Back: 22"H | 20"W
- COM Full: 1.75 yds.

NOTES

- Ships knocked down.
- For BW and FA Freight Options, minimum quantities apply, please check with Sales Support for details.
- 7-Arms comes standard with 32 Synchro Tilt mechanism
- Tension is adjustable on OHC and OHH casters to accommodate various surfaces
- All other features are dependant on the control specified. Please refer to Control Choice on page 8 for full description of available features.
- This product meets the requirements set forth in ANSI/BIFMA X5.1-2011 and is warranted for users up to 350 lbs.
- Dimensions are dependant on options selected. Product can be configured to comply with BIFMA G1-2002 Guidelines.
- RC Specifications: Arm Height is 27.5"H from floor; Seat Height 19"H.
- LS Specifications: Seat: 16.25"-20.25"H.
- Arm wraps for aluminum loop arm will match fabric selection
- * Synchro tilt available only with 7-Arm
- ** Smoke base to match when specified.

| SERIES | 21 | Requisite | QS | \$ |
|-----------------------------|------------|---|----|------|
| BACK STYLE | 0 | Midback | • | - |
| CONTROL | 35 | Knee Tilt (KT3) | • | - |
| | 32 | Synchro Tilt* (TS70) | • | - |
| ARM | PBK | Black Painted Aluminum Loop Arms w/wrap | • | \$95 |
| | PSK | Smoke Painted Aluminum Loop Arms w/wrap ** | • | \$95 |
| | ACA | Aluminum Loop Arms w/wrap | • | \$95 |
| | 7AB | Black 7-Arm | • | \$95 |
| | 7AS | Smoke 7-Arm** | • | \$95 |
| OPTIONS | AB | Aluminum Base | • | \$65 |
| | RC | Auto Return Cylinder (Fixed Height) | • | \$82 |
| | LS | Low Seat Height | • | \$53 |
| | LH | 65mm (2.5") Dual Surface Casters | • | \$32 |
| | OHC | OH Carpet Casters [adjustable] | • | \$63 |
| | OHH | OH Dual Surface Casters [adjustable] | • | \$95 |
| FREIGHT OPTIONS | KD | Knocked Down | | - |
| | BW | Blanket Wrapped - Fully Assembled [25 Unit Minimum] | | \$55 |
| | FA | Fully Assembled in Carton [25 Unit Minimum] | | \$75 |
| FREIGHT REQUIREMENTS | AS | Allseating Standard | | - |
| | FQ | Special Freight Instructions (Call for Quote) | | VAR |
| | GD | Guaranteed Delivery Date and Time (Call for Quote) | | VAR |

TO ORDER SIMPLY FILL IN THE BLANKS

| | | | | | | | | | | | | | |
|---------------|---|-------------------|---|----------------|---|------------|---|--|---|-----------------------|---|--|--|
| 21 | - | 0 | - | [] | - | [] | - | [] | - | [] | - | [] | |
| SERIES | | BACK STYLE | | CONTROL | | ARM | | OPTIONS | | FREIGHT OPTION | | FREIGHT REQUIREMENTS | |
| | | | | | | | | For additional options separate with (-) hyphen. | | | | Please refer to allseating.com for fabric codes. | |

INFO
PILLOWS
ASTUTE
ARTES
CHIROFORM
DONE
EIGHTY TWO
ENTAIL
EXCHANGE
FLUID
FOSTER
HALSA
INERTIA
JIF
L1
LEVO
MANTRA
MULTI
PRATA
PRESTO
RAINBOW
RAY
REQUISITE
THERAPOD
TUCK
YOU
ZIP



REQUISITE[®] HIGHBACK

DESIGN | TODD YETMAN
GSA SIN | 33721

BASE PRICE | \$1,155

21135

| Grade 1 | Grade 2/ COM | Grade 3 | Grade 4/COL | Grade 5 | Grade 6 | Grade 7 | Grade 8 | Leather 1 | Leather 2 | Leather 3 |
|---------|-----------------|---------|-------------|---------|---------|---------|---------|-----------|-----------|-----------|
| \$1,155 | \$1,211 | \$1,247 | \$1,295 | \$1,337 | \$1,411 | \$1,495 | \$1,589 | \$1,794 | \$1,885 | \$2,159 |

FEATURES

- 4" Cylinder
- Side tension control
- Black nylon base standard
- Molded seat and foam back
- Standard carpet casters

DIMENSIONS

- Overall [Knee Tilt]: 46"-50.25"H | 28.5"W | 28.5"D
- Overall [Synchro Tilt]: 46"-50.25"H | 28.5"W | 28.5"D
- Seat [Knee Tilt]: 18"- 22.25"H | 20.5"W | 19.5"D
- Seat [Synchro Tilt]: 18"-22.25"H | 20.5"W | 19.5"D
- Back: 28"H | 19.5"W
- COM Full: 2 yds.

NOTES

- Ships knocked down.
- For BW and FA Freight Options, minimum quantities apply, please check with Sales Support for details.
- 7-Arms comes standard with 32 Synchro Tilt mechanism
- Tension is adjustable on OHC and OHH casters to accommodate various surfaces
- All other features are dependant on the control specified. Please refer to Control Choice on page 8 for full description of available features.
- This product meets the requirements set forth in ANSI/BIFMA X5.1-2011 and is warranted for users up to 350 lbs.
- Dimensions are dependant on options selected. Product can be configured to comply with BIFMA G1-2002 Guidelines.
- RC Specifications: Arm Height is 27.5"H from floor; Seat Height 19"H.
- LS Specifications: Seat: 16.25"-20.25"H.
- Arm wraps for aluminum loop arm will match fabric selection
- * Synchro tilt available only with 7-Arm
- ** Smoke base to match when specified.

| SERIES | 21 | Requisite | QS | \$ |
|-----------------------------|------------|---|----|------|
| BACK STYLE | 1 | Highback | • | - |
| CONTROL | 35 | Knee Tilt (KT3) | • | - |
| | 32 | Synchro Tilt* (TS70) | • | - |
| ARM | PBK | Black Painted Aluminum Loop Arms w/wrap | • | \$95 |
| | PSK | Smoke Painted Aluminum Loop Arms w/wrap ** | • | \$95 |
| | ACA | Aluminum Loop Arms w/wrap | • | \$95 |
| | 7AB | Black 7-Arm | • | \$95 |
| | 7AS | Smoke 7-Arm** | • | \$95 |
| OPTIONS | AB | Aluminum Base | • | \$65 |
| | RC | Auto Return Cylinder (Fixed Height) | • | \$82 |
| | LS | Low Seat Height | • | \$53 |
| | LH | 65mm (2.5") Dual Surface Casters | • | \$32 |
| | OHC | OH Carpet Casters [adjustable] | • | \$63 |
| | OHH | OH Dual Surface Casters [adjustable] | • | \$95 |
| FREIGHT OPTIONS | KD | Knocked Down | | - |
| | BW | Blanket Wrapped - Fully Assembled [25 Unit Minimum] | | \$55 |
| | FA | Fully Assembled in Carton [25 Unit Minimum] | | \$75 |
| FREIGHT REQUIREMENTS | AS | Allseating Standard | | - |
| | FQ | Special Freight Instructions (Call for Quote) | | VAR |
| | GD | Guaranteed Delivery Date and Time (Call for Quote) | | VAR |

TO ORDER SIMPLY FILL IN THE BLANKS

| | | | | | | | | | | | | | |
|---------------|---|-------------------|---|----------------|---|------------|---|--|---|-----------------------|---|--|--|
| 21 | - | 1 | - | [] | - | [] | - | [] | - | [] | - | [] | |
| SERIES | | BACK STYLE | | CONTROL | | ARM | | OPTIONS | | FREIGHT OPTION | | FREIGHT REQUIREMENTS | |
| | | | | | | | | For additional options separate with (-) hyphen. | | | | Please refer to allseating.com for fabric codes. | |

INFO
PILLOWS
ASTUTE
ARTES
CHIROFORM
DONE
EIGHTY TWO
ENTAIL
EXCHANGE
FLUID
FOSTER
HALSA
INERTIA
JIF
L1
LEVO
MANTRA
MULTI
PRATA
PRESTO
RAINBOW
RAY
REQUISITE
THERAPOD
TUCK
YOU
ZIP



THERAPOD[®] THERAPIST HIGHBACK

DESIGN | ALLSEATING
GSA SIN | 33721

BASE PRICE | \$1,108

50180-NA

| Grade 1 | Grade 2/ COM | Grade 3 | Grade 4/COL | Grade 5 | Grade 6 | Grade 7 | Grade 8 | Leather 1 | Leather 2 | Leather 3 |
|---------|-----------------|---------|-------------|---------|---------|---------|---------|-----------|-----------|-----------|
| \$1108 | \$1150 | \$1177 | \$1213 | \$1244 | \$1300 | \$1363 | \$1433 | \$1587 | \$1655 | \$1861 |

FEATURES

- 3.5" or 5.5" cylinder (depending on options selected)
- Composite base
- For arm features and travel specifications, see page 17
- Carpet casters

DIMENSIONS

- Overall: 40.5"- 44"H | 28"W | 28"D
- Seat: 16.5"- 20"H | 20"W | 18"D
- Back: 24"-28"H | 17"W
- COM: 1.75 yds.

NOTES

- Ships knocked down.
- For BW and FA freight options, minimum quantities apply, please check with Sales Support for details.
- Tension is adjustable on OHC and OHH casters to accommodate various surfaces
- All other features are dependant on the control specified. Please refer to Control Choice on page 8 for full description of available features.
- This product meets the requirements set forth in ANSI/BIFMA X5.1-2011 and is warranted for users up to 350 lbs.
- Dimensions are dependant on options selected. Product can be configured to comply with BIFMA G1-2002 Guidelines.
- *AWL | Not available with 4D, ATD, ATK, ATO.

| SERIES | 50 | Therapod Therapist | QS | \$ |
|-----------------------------|------------|---|----|-------|
| BACK STYLE | 1 | Highback | | - |
| CONTROL | 80 | Deluxe Tilt J-Bar (DJ) | | - |
| | 90 | Value Plus (VP) (SS included) | | \$34 |
| ARM | NA | No Arm | | - |
| | ATD | Adjustable T Arm Diamond Arm Cap* | | \$66 |
| | ATK | Adjustable T Arm Kidney Arm Cap* | | \$66 |
| | ATO | Adjustable T Arm Oval Arm Cap* | | \$66 |
| | 4D | 4 Dimensional Arm | | \$130 |
| | MF | Multi-Functional Arm (Width adjustment incl. see page 16) | | \$158 |
| OPTIONS | AWK | Adjustable Width Bracket (Knob) | | \$30 |
| | AWL | Adjustable Width Bracket (Lever)* | | \$40 |
| | LH | Dual Surface Casters | | \$32 |
| | OHC | OH Carpet Casters [adjustable] | | \$63 |
| | OHH | OH Dual Surface Casters [adjustable] | | \$95 |
| | SS | Seat Slider (range 2.5") | | \$85 |
| | NP | Neck Pad | | \$30 |
| | AB | Aluminum Base | | \$65 |
| | LS | Low Seat Height with 5" Travel | | \$53 |
| FREIGHT OPTIONS | KD | Knocked Down | | - |
| | BW | Blanket Wrapped - Fully Assembled [25 Unit Minimum] | | \$55 |
| | FA | Fully Assembled in Carton [25 Unit Minimum] | | \$75 |
| FREIGHT REQUIREMENTS | AS | Allseating Standard | | - |
| | FQ | Special Freight Instructions (Call for Quote) | | VAR |
| | GD | Guaranteed Delivery Date and Time (Call for Quote) | | VAR |

TO ORDER SIMPLY FILL IN THE BLANKS

50 -
 1 -
 -
 -
 -
 -
 -

SERIES **BACK STYLE** **CONTROL** **ARM** **OPTIONS** **FREIGHT OPTION** **FREIGHT REQUIREMENTS** **FABRIC CODE**
For additional options separate with (-) hyphen. Please refer to allseating.com for fabric codes.

INFO
PILLOWS
ASTUTE
ARLES
CHIROFORM
DONE
EIGHTY TWO
ENTAIL
EXCHANGE
FLUID
FOSTER
HALSA
INERTIA
JIF
L1
LEVO
MANTRA
MULTI
PRATA
PRESTO
RAINBOW
RAY
REQUEST
THERAPOD
TUCK
YOU
ZIP



THERAPOD® THERAPIST EXTRA HIGHBACK

DESIGN | ALLSEATING
GSA SIN | 33721

BASE PRICE | \$1,166

50380-NA

| Grade 1 | Grade 2/ COM | Grade 3 | Grade 4/COL | Grade 5 | Grade 6 | Grade 7 | Grade 8 | Leather 1 | Leather 2 | Leather 3 |
|---------|-----------------|---------|-------------|---------|---------|---------|---------|-----------|-----------|-----------|
| \$1,166 | \$1,215 | \$1,246 | \$1,288 | \$1,325 | \$1,390 | \$1,463 | \$1,545 | \$1,725 | \$1,804 | \$2,044 |

FEATURES

- 3.5" or 5.5" cylinder (depending on options selected)
- Composite base
- For arm features and travel specifications, see page 16
- Carpet casters

DIMENSIONS

- Overall: 46"- 51"H | 28"W | 28"D
- Seat: 16.5"- 22"H | 21"W | 18.5"D
- Back: 30"-34.5"H | 18"W
- COM: 2.0 yds.

NOTES

- Ships knocked down.
- For BW and FA freight options, minimum quantities apply, please check with Sales Support for details.
- Tension is adjustable on OHC and OHH casters to accommodate various surfaces
- All other features are dependant on the control specified. Please refer to Control Choice on page 8 for full description of available features.
- This product meets the requirements set forth in ANSI/BIFMA X5.1-2011 and is warranted for users up to 350 lbs.
- Dimensions are dependant on options selected. Product can be configured to comply with BIFMA G1-2002 Guidelines.
- *AWL | Not available with 4D, ATD, ATK, ATO.

| SERIES | 50 | Therapod Therapist | QS | \$ |
|-----------------------------|------------|---|----|-------|
| BACK STYLE | 3 | Extra Highback | | - |
| CONTROL | 80 | Deluxe Tilt J-Bar (DJ) | | - |
| | 90 | Value Plus (VP) (SS included) | | \$34 |
| ARM | NA | No Arm | | - |
| | ATD | Adjustable T Arm Diamond Arm Cap* | | \$66 |
| | ATK | Adjustable T Arm Kidney Arm Cap* | | \$66 |
| | ATO | Adjustable T Arm Oval Arm Cap* | | \$66 |
| | 4D | 4 Dimensional Arm | | \$130 |
| | MF | Multi-Functional Arm (Width adjustment incl. see page 16) | | \$158 |
| OPTIONS | AWK | Adjustable Width Bracket (Knob) | | \$30 |
| | AWL | Adjustable Width Bracket (Lever)* | | \$40 |
| | LH | Dual Surface Casters | | \$32 |
| | OHC | OH Carpet Casters [adjustable] | | \$63 |
| | OHH | OH Dual Surface Casters [adjustable] | | \$95 |
| | SS | Seat Slider (range 2.5") | | \$85 |
| | NP | Neck Pad | | \$30 |
| | AB | Aluminum Base | | \$65 |
| | LS | Low Seat Height with 5" Travel | | \$53 |
| FREIGHT OPTIONS | KD | Knocked Down | | - |
| | BW | Blanket Wrapped - Fully Assembled [25 Unit Minimum] | | \$55 |
| | FA | Fully Assembled in Carton [25 Unit Minimum] | | \$75 |
| FREIGHT REQUIREMENTS | AS | Allseating Standard | | - |
| | FQ | Special Freight Instructions (Call for Quote) | | VAR |
| | GD | Guaranteed Delivery Date and Time (Call for Quote) | | VAR |

TO ORDER SIMPLY FILL IN THE BLANKS

50 -
 3 -
 -
 -
 -
 -
 -

SERIES **BACK STYLE** **CONTROL** **ARM** **OPTIONS** **FREIGHT OPTION** **FREIGHT REQUIREMENTS** **FABRIC CODE**
For additional options separate with (-) hyphen. Please refer to allseating.com for fabric codes.

INFO
PILLOWS
ASTUTE
ARLES
CHIROFORM
DONE
EIGHTY TWO
ENTAIL
EXCHANGE
FLUID
FOSTER
HALSA
INERTIA
JIF
L1
LEVO
MANTRA
MULTI
PRATA
PRESTO
RAINBOW
RAY
REQUEST
THERAPOD
TUCK
YOU
ZIP



TUCK® STACKER

BASE PRICE | \$265

11050-NA

| Polypropylene Seat and Back | Grade 1 | Grade 2/ COM | Grade 3 | Grade 4/ COL | Grade 5 | Grade 6 | Grade 7 | Grade 8 | Leather 1 | Leather 2 | Leather 3 |
|-----------------------------|---------|--------------|---------|--------------|---------|---------|---------|---------|-----------|-----------|-----------|
| \$265 | \$335 | \$356 | \$370 | \$388 | \$403 | \$431 | \$463 | \$498 | \$575 | \$609 | \$712 |

FEATURES

- Non-marring nylon glides
- Polypropylene seat and back
- Optional upholstered seat or seat pad includes shroud
- Polypropylene armcaps
- Wall-Saving designed frame
- Stacks on dolly:
- 35 (Sled), 20 (4-Leg)
- Stacks with upholstered seat:
- 18 (Sled), 12 (4-Leg)
- Stacks 12 on the floor
- Stacks 6 on the floor with Upholstered seats
- Caster Stacking

DIMENSIONS

- SLED Overall No Arm: 32.25"H | 21.5"W | 23"D
- SLED Overall With Arm: 32.25"H | 24.25"W | 23"D
- 4-LEG Overall No Arm: 32.25"H | 22.5"W | 23"D
- 4-LEG Overall With Arm: 32.25"H | 24.5"W | 23"D
- Seat: 18"H | 17.25"W | 18"D
- Back: 14.25"H | 18.5"W
- Fully Loaded Dolly: 73.5"H | 26"W | 42"D
- 12 Stacked on the floor: 43"H | 34"D
- Upholstered Seat and Upholstered Seat Pad add 0.75" to seat height
- COM: 0.75 yd.

NOTES

- 8 more poly and frame colours available with a minimum order quantity of 250 units: Crimson, Sage, Pacific, Cove, Carob, Maize, Autumn, Dune [please see frames and finishes section on the website or contact sales support for more details]
- Ships fully assembled in a box.
- For orders of less than 2, a cartoning surcharge of \$22 net will be incurred per order.
- Ganging glides are factory installed, Armless version only.
- Ganging brackets shipped separately: Requires Installation.
- This product meets the requirements set forth in ANSI/BIFMA X5.1-2011 and is warranted for users up to 350 lbs.
- Dimensions are dependant on options selected. Product can be configured to comply with BIFMA G1-2002 Guidelines.
- Nylon glides for use on carpet, ceramic tile, concrete, vinyl, VCT, rubber.
- Felt covered glides for sled are suitable for use on hardwood, marble.
- Felt covered glides for use on hardwood, marble.

| SERIES | 11 | Tuck | QS | \$ |
|---|------------|--|----|-------|
| BACK STYLE | 0 | Midback | • | - |
| LEG | 50 | Stackable Sled Base | • | - |
| | 54 | 4-Leg | • | - |
| ARM | NA | No Arm | • | - |
| | WA | With Arm | • | \$52 |
| FRAME FINISH COLLECTION 1 | CM | Chrome | • | - |
| | PON | Onyx | • | - |
| | PCT | Cotton | | - |
| | PSK | Smoke | | - |
| | PHZ | Haze | | - |
| | PMI | Midnight | | - |
| | PBR | Birch | | - |
| | PPO | Pottery | | - |
| FRAME FINISH COLLECTION 2 | PCU | Currant [25 unit minimum order quantity] | | \$26 |
| [25 unit minimum order quantity] | PIN | Indigo [25 unit minimum order quantity] | | \$26 |
| | PCI | Citrus [25 unit minimum order quantity] | | \$26 |
| | PPI | Pine [25 unit minimum order quantity] | | \$26 |
| POLYPROPYLENE | ON | Onyx | | - |
| Indicate: | CT | Cotton | | - |
| B for Back | CU | Currant | | - |
| S for Seat | MI | Midnight | | - |
| A for Arm | HZ | Haze | | - |
| | SK | Smoke | | - |
| | BR | Birch | | - |
| | IN | Indigo | | - |
| | CI | Citrus | | - |
| | PI | Pine | | - |
| | PO | Pottery | | - |
| OPTIONS | PAD | Upholstered Seat Pad | | VAR |
| | UPH | Fully Upholstered Seat with Poly Back | | VAR |
| | FG | Felt-Covered Glides | • | \$15 |
| OPTIONS (Sled Only) | BB | Storage Tray | | \$145 |
| | GG | Ganging Glides [Set of 4, 2 Male, 2 Female; NA Only] | • | \$10 |
| | GB | Ganging Brackets [set of 2; WA Only] | • | \$10 |
| OPTIONS (4-leg Only) | CA | Carpet Caster | | \$48 |
| | TC | Dual Surface Caster | | \$55 |
| FREIGHT OPTIONS | FA | Fully Assembled in Carton | | - |
| | BW | Blanket Wrapped - Fully Assembled [25 Unit Minimum] | | \$25 |
| FREIGHT REQUIREMENTS | AS | Allseating Standard | | - |
| | FQ | Special Freight Instructions (Call for Quote) | | VAR |
| | GD | Guaranteed Delivery Date and Time (Call for Quote) | | VAR |

| | | |
|-----------------|--|-------|
| Dolly-35 | Please ensure Dolly has separate model/line item with quantities specified | \$398 |
|-----------------|--|-------|

TO ORDER SIMPLY FILL IN THE BLANKS

| | | | | | | | | | | | | | | | | | | | | | | |
|---------------|---|-------------------|---|------------|---|------------|---|---------------------|---|---------------------------|---|---------------------------|---|--------------------------|---|--|---|-----------------------|---|-----------------------------|---|--|
| 11 | - | 0 | - | | - | | - | | - | B | - | S | - | A | - | | - | | - | | - | |
| SERIES | | BACK STYLE | | LEG | | ARM | | FRAME FINISH | | POLYPROPYLENE BACK | | POLYPROPYLENE SEAT | | POLYPROPYLENE ARM | | OPTIONS | | FREIGHT OPTION | | FREIGHT REQUIREMENTS | | FABRIC CODE |
| | | | | | | | | | | | | | | | | For additional options separate with (-) hyphen. | | | | | | Please refer to allseating.com for fabric codes. |

INFO
PILLOWS
ASTUTE
ATLES
CHIROFORM
DONE
EIGHTY TWO
ENTAIL
EXCHANGE
FLUID
FOSTER
HALSA
INERTIA
JIF
L1
LEVO
MANTRA
MULTI
PRATA
PRESTO
RAINBOW
RAY
REQUIRE
THERAPOD
TUCK
YOU
ZIP

TUCK® STOOL



BASE PRICE | \$490

11053-NA

| Polypropylene Seat and Back | Grade 1 | Grade 2/ COM | Grade 3 | Grade 4/ COL | Grade 5 | Grade 6 | Grade 7 | Grade 8 | Leather 1 | Leather 2 | Leather 3 |
|-----------------------------|---------|--------------|---------|--------------|---------|---------|---------|---------|-----------|-----------|-----------|
| \$490 | \$560 | \$581 | \$595 | \$613 | \$628 | \$656 | \$688 | \$723 | \$800 | \$834 | \$937 |

FEATURES

- Non-marring nylon glide
- Polypropylene seat and back
- Optional upholstered seat or seat pad includes shroud
- Polypropylene armcaps
- Stacks 5 units on the Floor; 4 units with upholstered seat
- Wall-saving designed frame

DIMENSIONS

- Overall [Counter Stool]: 39.5"H | 23.75"W | 25"D
- Seat [Counter Stool]: 24.75"H | 17.5"W | 19"D
- Overall [Bar Stool]: 45.5"H | 23.75"W | 27.5"D
- Seat [Bar Stool]: 31"H | 17.25"W | 19"D
- Back: 13.75"H | 18.25"W
- Upholstered Seat and Upholstered Seat Pad add 0.75" to seat height
- COM Full: 0.75 yd.

NOTES

- 8 more poly and frame colours available with a minimum order quantity of 250 units: Crimson, Sage, Pacific, Cove, Carob, Maize, Autumn, Dune [please see frames and finishes section on the website or contact sales support for more details]
- Ships fully assembled in 1-4 units per box.
- For orders of less than 2, a cartoning surcharge of \$22 net will be incurred per order.
- Ganging Glides are factory installed, Armless version only.
- Ganging Brackets shipped separately: Requires Installation.
- This product meets the requirements set forth in ANSI/BIFMA X5.1-2011 and is warranted for users up to 350 lbs.
- Dimensions are dependant on options selected. Product can be configured to comply with BIFMA G1-2002 Guidelines.
- Nylon glides for use on carpet, ceramic tile, concrete, vinyl, VCT, rubber.
- Felt covered glides for use on hardwood, marble.

| SERIES | 11 | Tuck | QS | \$ | |
|------------------------------------|---|--|--|------|------|
| BACK STYLE | 0 | Midback | | - | |
| LEG | 53 | Counter Stool | | - | |
| | 56 | Bar Stool | | - | |
| | 52 | 4-Leg Counter Stool [NOT ON GSA CONTRACT] | | - | |
| | 55 | 4-Leg Bar Stool [NOT ON GSA CONTRACT] | | - | |
| ARM | NA | No Arm | | - | |
| | WA | With Arm | | \$52 | |
| FRAME FINISH COLLECTION 1 | CM | Chrome | | - | |
| | PON | Onyx | | - | |
| | PCT | Cotton | | - | |
| | PSK | Smoke | | - | |
| | PHZ | Haze | | - | |
| | PMI | Midnight | | - | |
| | PBR | Birch | | - | |
| | PPO | Pottery | | - | |
| | FRAME FINISH COLLECTION 2 [25 unit minimum order quantity] | PCU | Currant [25 unit minimum order quantity] | | \$26 |
| | | PIN | Indigo [25 unit minimum order quantity] | | \$26 |
| PCI | | Citrus [25 unit minimum order quantity] | | \$26 | |
| PPI | | Pine [25 unit minimum order quantity] | | \$26 | |
| POLYPROPYLENE | | ON | Onyx | | - |
| Indicate: | CT | Cotton | | - | |
| B for Back | CU | Currant | | - | |
| S for Seat | MI | Midnight | | - | |
| A for Arm | HZ | Haze | | - | |
| | SK | Smoke | | - | |
| | BR | Birch | | - | |
| | IN | Indigo | | - | |
| | CI | Citrus | | - | |
| | PI | Pine | | - | |
| | PO | Pottery | | - | |
| OPTIONS | PAD | Upholstered Seat Pad | | VAR | |
| | UPH | Fully Upholstered Seat with Poly Back | | VAR | |
| | FG | Felt-Covered Glides | | \$15 | |
| OPTIONS [SLED ONLY] | GG | Ganging Glides [Set of 4, 2 Male, 2 Female; NA Only] | | \$10 | |
| | GB | Ganging Brackets [set of 2; WA Only] | | \$10 | |
| FREIGHT OPTIONS | FA | Fully Assembled in Carton | | - | |
| | BW | Blanket Wrapped - Fully Assembled [25 Unit Minimum] | | \$25 | |
| FREIGHT REQUIREMENTS | AS | Allseating Standard | | - | |
| | FQ | Special Freight Instructions (Call for Quote) | | VAR | |
| | GD | Guaranteed Delivery Date and Time (Call for Quote) | | VAR | |

TO ORDER SIMPLY FILL IN THE BLANKS

| | | | | | | | | | | | | | | | | | | | | |
|--------|---|------------|---|-----|---|-----|---|--------------|---|--------------------|---|--------------------|---|-------------------|---|---------|---|----------------------|--|-------------|
| 11 | - | 0 | - | | - | | - | B | - | S | - | A | - | | - | | - | | | |
| SERIES | | BACK STYLE | | LEG | | ARM | | FRAME FINISH | | POLYPROPYLENE BACK | | POLYPROPYLENE SEAT | | POLYPROPYLENE ARM | | OPTIONS | | FREIGHT REQUIREMENTS | | FABRIC CODE |

For additional options separate with (-) hyphen. Please refer to allseating.com for fabric codes.

INFO
PILLOWS
ASTUTE
ATLES
CHIROFORM
DONE
EIGHTY TWO
ENTAIL
EXCHANGE
FLUID
FOSTER
HALSA
INERTIA
JIF
L1
LEVO
MANTRA
MULTI
PRATA
PRESTO
RAINBOW
RAY
REQUEST
THERAPOD
TUCK
YOU
ZIP



TUCK® FULLY UPHOLSTERED

FEATURES

- Non-marring nylon glide
- Upholstered seat and back
- Seat includes shroud
- Polypropylene armcaps
- Wall-Saving designed frame
- Stacks 15 on a dolly
- Stacks 6 on the floor
- Caster Stacking

DIMENSIONS

- SLED Overall No Arm:
32.25"H | 21.5"W | 23"D
- SLED Overall With Arm:
32.25"H | 24.25"W | 23"D
- 4-LEG Overall No Arm:
32.25"H | 22.5"W | 23"D
- 4-LEG Overall With Arm:
32.25"H | 24.5"W | 23"D
- Seat: 18"H | 17.25"W | 18"D
- Back: 14.25"H | 18.5"W
- Fully Loaded Dolly:
73.5"H | 26"W | 42"D
- 12 Stacked on the floor:
43"H | 34"D
- COM: 1.25 yd.

NOTES

- 8 more poly and frame colours available with a minimum order quantity of 250 units: Crimson, Sage, Pacific, Cove, Carob, Maize, Autumn, Dune [please see frames and finishes section on the website or contact sales support for more details]
- Ships fully assembled in a box.
- For orders of less than 2, a cartoning surcharge of \$22 net will be incurred per order.
- Ganging glides are factory installed, Armless version only.
- Ganging brackets shipped separately: Requires Installation.
- This product meets the requirements set forth in ANSI/BIFMA X5.1-2011 and is warranted for users up to 350 lbs.
- Dimensions are dependant on options selected. Product can be configured to comply with BIFMA G1-2002 Guidelines.
- Nylon glides for use on carpet, ceramic tile, concrete, vinyl, VCT, rubber.
- Felt covered glides for sled are suitable for use on hardwood, marble.

| BASE PRICE \$400 | | | | | | | | | | | |
|---|-------------|---------|-----------------|--|---------|---------|---------|-----------|-----------|-----------|--|
| 13050-NA | | | | | | | | | | | |
| Grade 1 | Grade 2/COM | Grade 3 | Grade 4/COL | Grade 5 | Grade 6 | Grade 7 | Grade 8 | Leather 1 | Leather 2 | Leather 3 | |
| \$400 | \$435 | \$458 | \$488 | \$514 | \$560 | \$613 | \$671 | \$799 | \$856 | \$1,028 | |
| SERIES | | | 13 | Tuck Upholstered | | | | | QS | \$ | |
| BACK STYLE | | | 0 | Midback | | | | | • | - | |
| LEG | | | 50 | Stackable Sled Base | | | | | • | - | |
| | | | 54 | 4-Leg | | | | | • | - | |
| ARM | | | NA | No Arm | | | | | • | - | |
| | | | WA | With Arm | | | | | • | \$52 | |
| FRAME FINISH COLLECTION 1 | | | CM | Chrome | | | | | • | - | |
| | | | PON | Onyx | | | | | • | - | |
| | | | PCT | Cotton | | | | | • | - | |
| | | | PSK | Smoke | | | | | • | - | |
| | | | PHZ | Haze | | | | | • | - | |
| | | | PMI | Midnight | | | | | • | - | |
| | | | PBR | Birch | | | | | • | - | |
| | | | PPO | Pottery | | | | | • | - | |
| FRAME FINISH COLLECTION 2 | | | PCU | Currant [25 unit minimum order quantity] | | | | | | \$26 | |
| [25 unit minimum order quantity] | | | PIN | Indigo [25 unit minimum order quantity] | | | | | | \$26 | |
| | | | PCI | Citrus [25 unit minimum order quantity] | | | | | | \$26 | |
| | | | PPI | Pine [25 unit minimum order quantity] | | | | | | \$26 | |
| POLYPROPYLENE ARM | | | ON | Onyx | | | | | | - | |
| | | | CT | Cotton | | | | | | - | |
| | | | CU | Currant | | | | | | - | |
| | | | MI | Midnight | | | | | | - | |
| | | | HZ | Haze | | | | | | - | |
| | | | SK | Smoke | | | | | | - | |
| | | | BR | Birch | | | | | | - | |
| | | | IN | Indigo | | | | | | - | |
| | | | CI | Citrus | | | | | | - | |
| | | | PI | Pine | | | | | | - | |
| | | | PO | Pottery | | | | | | - | |
| OPTIONS | | | FG | Felt-Covered Glides | | | | | • | \$15 | |
| OPTIONS (Sled Only) | | | BB | Storage Tray | | | | | • | \$145 | |
| | | | GG | Ganging Glides [Set of 4, 2 Male, 2 Female; NA Only] | | | | | • | \$10 | |
| | | | GB | Ganging Brackets [set of 2; WA Only] | | | | | • | \$10 | |
| OPTIONS (4-leg only) | | | CA | Carpet Caster | | | | | | \$48 | |
| | | | TC | Dual Surface Caster | | | | | | \$55 | |
| FREIGHT OPTIONS | | | FA | Fully Assembled in Carton | | | | | • | - | |
| | | | BW | Blanket Wrapped - Fully Assembled [25 Unit Minimum] | | | | | | \$25 | |
| FREIGHT REQUIREMENTS | | | AS | Allseating Standard | | | | | | - | |
| | | | FQ | Special Freight Instructions (Call for Quote) | | | | | | VAR | |
| | | | GD | Guaranteed Delivery Date and Time (Call for Quote) | | | | | | VAR | |
| | | | Dolly-35 | Please ensure Dolly has separate model/line item with quantities specified | | | | | | \$398 | |

TO ORDER SIMPLY FILL IN THE BLANKS

| | | | | | | | | | |
|---------------|-------------------|------------|------------|---------------------|--------------------------|--|-----------------------|-----------------------------|--|
| 13 | 0 | | | | A | | | | |
| SERIES | BACK STYLE | LEG | ARM | FRAME FINISH | POLYPROPYLENE ARM | OPTIONS For additional options separate with (-) hyphen. | FREIGHT OPTION | FREIGHT REQUIREMENTS | FABRIC CODE Please refer to allseating.com for fabric codes. |



TUCK® STOOL FULLY UPHOLSTERED

DESIGN | TODD YETMAN
GSA SIN | 33721

BASE PRICE | \$625

13053-NA

| Grade 1 | Grade 2/COM | Grade 3 | Grade 4/COL | Grade 5 | Grade 6 | Grade 7 | Grade 8 | Leather 1 | Leather 2 | Leather 3 |
|---------|-------------|---------|-------------|---------|---------|---------|---------|-----------|-----------|-----------|
| \$625 | \$660 | \$683 | \$713 | \$739 | \$785 | \$838 | \$896 | \$1,024 | \$1,081 | \$1,253 |

FEATURES

- Standard nylon glide
- Upholstered seat and back
- Seat includes shroud
- Polypropylene armcaps
- Wall-saving designed frame
- Stacks 4 units on the floor

DIMENSIONS

- Overall Counter Stool: 39.5"H | 23.75"W | 25"D
- Seat Counter Stool: 24.75"H | 17.5"W | 19"D
- Overall Bar Stool: 45.5"H | 23.75"W | 27.5"D
- Seat Bar Stool: 31"H | 17.5"W | 19"D
- Back: 13.75"H | 18.25"W
- COM Full: 1.25 yd.

NOTES

- 8 more poly and frame colours available with a minimum order quantity of 250 units: Crimson, Sage, Pacific, Cove, Carob, Maize, Autumn, Dune [please see frames and finishes section on the website or contact sales support for more details]
- Ships fully assembled in a box.
- For orders of less than 2, a cartoning surcharge of \$22 net will be incurred per order.
- Ganging Glides are factory installed, Armless version only.
- Ganging Brackets shipped separately: Requires Installation.
- This product meets the requirements set forth in ANSI/BIFMA X5.1-2011 and is warranted for users up to 350 lbs.
- Dimensions are dependant on options selected. Product can be configured to comply with BIFMA G1-2002 Guidelines.
- Ships 1-4 units per Box.
- Nylon glides for use on carpet, ceramic tile, concrete, vinyl, VCT, rubber.
- Felt covered glides for use on hardwood, marble.

| SERIES | 13 | Tuck Upholstered | 72HR | \$ | |
|-----------------------------|--|---|--|------|------|
| BACK STYLE | 0 | Midback | | - | |
| LEG | 53 | Counter Stool | | - | |
| | 56 | Bar Stool | | - | |
| | 52 | 4-Leg Counter Stool [NOT ON GSA CONTRACT] | | - | |
| | 55 | 4-Leg Bar Stool [NOT ON GSA CONTRACT] | | - | |
| | ARM | NA | No Arm | | - |
| | WA | With Arm | | \$52 | |
| FRAME FINISH COLLECTION 1 | CM | Chrome | | - | |
| | PON | Onyx | | - | |
| | PCT | Cotton | | - | |
| | PSK | Smoke | | - | |
| | PHZ | Haze | | - | |
| | PMI | Midnight | | - | |
| | PBR | Birch | | - | |
| | PPO | Pottery | | - | |
| | FRAME FINISH COLLECTION 2 [25 unit minimum order quantity] | PCU | Currant [25 unit minimum order quantity] | | \$26 |
| | | PIN | Indigo [25 unit minimum order quantity] | | \$26 |
| PCI | | Citrus [25 unit minimum order quantity] | | \$26 | |
| PPI | | Pine [25 unit minimum order quantity] | | \$26 | |
| POLYPROPYLENE ARM | | ON | Onyx | | - |
| | CT | Cotton | | - | |
| | CU | Currant | | - | |
| | MI | Midnight | | - | |
| | HZ | Haze | | - | |
| | SK | Smoke | | - | |
| | BR | Birch | | - | |
| | IN | Indigo | | - | |
| | CI | Citrus | | - | |
| | PI | Pine | | - | |
| | PO | Pottery | | - | |
| | OPTIONS | FG | Felt-Covered Glides | | \$15 |
| | OPTIONS [SLED ONLY] | GG | Ganging Glides [Set of 4, 2 Male, 2 Female; NA Only] | | \$10 |
| GB | | Ganging Brackets [set of 2; WA Only] | | \$10 | |
| FREIGHT OPTIONS | FA | Fully Assembled in Carton | | - | |
| | BW | Blanket Wrapped - Fully Assembled [25 Unit Minimum] | | \$25 | |
| FREIGHT REQUIREMENTS | AS | Allseating Standard | | - | |
| | FQ | Special Freight Instructions (Call for Quote) | | VAR | |
| | GD | Guaranteed Delivery Date and Time (Call for Quote) | | VAR | |

TO ORDER SIMPLY FILL IN THE BLANKS

| | | | | | | | | | |
|--------|------------|-----|-----|--------------|-------------------|---|----------------|----------------------|---|
| 13 | 0 | | | | A | | | | |
| SERIES | BACK STYLE | LEG | ARM | FRAME FINISH | POLYPROPYLENE ARM | OPTIONS For additional options separate with (-) hyphen. | FREIGHT OPTION | FREIGHT REQUIREMENTS | FABRIC CODE Please refer to allseating.com for fabric codes. |

INFO
PILLOWS
ASTUTE
ATLES
CHIROFORM
DUNE
EIGHT TWO
ENTAIL
EXCHANGE
FLUID
FOSTER
HALSA
INERTIA
JIF
L1
LEVO
MANTRA
MULTI
PRATA
PRESTO
RAINBOW
RAY
REQUEST
THERAPOD
TUCK
YOU
ZIP

TUCK® COLLABORATIVE

DESIGN | TODD YETMAN
GSA SIN | 33721



BASE PRICE | \$430

11051-NA

| Polypropylene Seat and Back | Grade 1 | Grade 2/ COM | Grade 3 | Grade 4/ COL | Grade 5 | Grade 6 | Grade 7 | Grade 8 | Leather 1 | Leather 2 | Leather 3 |
|-----------------------------|---------|--------------|---------|--------------|---------|---------|---------|---------|-----------|-----------|-----------|
| \$430 | \$500 | \$521 | \$535 | \$553 | \$568 | \$596 | \$628 | \$663 | \$740 | \$774 | \$877 |

FEATURES

- Polypropylene seat and back
- Polypropylene arms
- Sit to counter includes adjustable footring

DIMENSIONS

- Overall: 30.25"-34.75"H | 28"W | 28"D
- Seat: 16.25" - 20.5"H | 19.25"W | 17.5"D
- Back: 13.75"H | 18.25"W
- Upholstered Seat and Upholstered Seat Pad add 0.75" to seat height
- COM: 0.75 yds.

NOTES

- 8 more poly and frame colours available with a minimum order quantity of 250 units: Crimson, Sage, Pacific, Cove, Carob, Maize, Autumn, Dune [please see frames and finishes section on the website or contact sales support for more details]
- This product meets the requirements set forth in ANSI/ BIFMA X5.1-2011 and is warranted for users up to 350lbs.
- For BW and FA Freight Options, minimum quantities apply, please check with Sales Support for details.
- Dimensions are dependant on options selected. Product can be configurd to comply with BIFMA G1-2002 Guidelines.

| SERIES | 11 | Tuck | QS | \$ |
|---|------------|---|----|-------|
| BACK STYLE | 0 | Midback | | - |
| LEG | 51 | Basic Swivel | | - |
| | 57 | Swivel Tilt | | \$52 |
| ARM | NA | No Arm | | - |
| | WA | With Arm | | \$52 |
| FRAME FINISH COLLECTION 1 | CM | Chrome | | - |
| | PON | Onyx | | - |
| | PCT | Cotton | | - |
| | PSK | Smoke | | - |
| | PHZ | Haze | | - |
| | PMI | Midnight | | - |
| | PBR | Birch | | - |
| | PPO | Pottery | | - |
| FRAME FINISH COLLECTION 2 | PCU | Currant [25 unit minimum order quantity] | | \$26 |
| [25 unit minimum order quantity] | PIN | Indigo [25 unit minimum order quantity] | | \$26 |
| | PCI | Citrus [25 unit minimum order quantity] | | \$26 |
| | PPI | Pine [25 unit minimum order quantity] | | \$26 |
| POLYPROPYLENE | ON | Onyx | | - |
| Indicate: | CT | Cotton | | - |
| B for Back | CU | Currant | | - |
| S for Seat | MI | Midnight | | - |
| A for Arm | HZ | Haze | | - |
| | SK | Smoke | | - |
| | BR | Birch | | - |
| | IN | Indigo | | - |
| | CI | Citrus | | - |
| | PI | Pine | | - |
| | PO | Pottery | | - |
| OPTIONS | PAD | Upholstered Seat Pad | | VAR |
| | UPH | Fully Upholstered Seat with Poly Back | | VAR |
| | LH | 65mm (2.5") Dual Surface Casters | | \$32 |
| | BKB | Black Nylon Base | | - |
| | SKB | Smoke Nylon Base | | \$35 |
| | HAB | High Profile Aluminum Base | | \$65 |
| | SC | Sit to Counter | | \$138 |
| FREIGHT OPTIONS | KD | Knocked Down | | - |
| | BW | Blanket Wrapped - Fully Assembled [25 Unit Minimum] | | \$55 |
| FREIGHT REQUIREMENTS | AS | Allseating Standard | | - |
| | FQ | Special Freight Instructions (Call for Quote) | | VAR |
| | GD | Guaranteed Delivery Date and Time (Call for Quote) | | VAR |

TO ORDER SIMPLY FILL IN THE BLANKS

| | | | | | | | | | | | |
|--------|------------|-----|-----|--------------|--------------------|--------------------|-------------------|--|----------------|----------------------|--|
| 11 | 0 | 51 | | | B | S | A | | | | |
| SERIES | BACK STYLE | LEG | ARM | FRAME FINISH | POLYPROPYLENE BACK | POLYPROPYLENE SEAT | POLYPROPYLENE ARM | OPTIONS <small>For additional options separate with (-) hyphen.</small> | FREIGHT OPTION | FREIGHT REQUIREMENTS | FABRIC CODE <small>Please refer to allseating.com for fabric codes.</small> |



TUCK® UPHOLSTERED COLLABORATIVE

DESIGN | TODD YETMAN
GSA SIN | 33721

BASE PRICE | \$568

13051-NA

| Grade 1 | Grade 2/COM | Grade 3 | Grade 4/COL | Grade 5 | Grade 6 | Grade 7 | Grade 8 | Leather 1 | Leather 2 | Leather 3 |
|---------|-------------|---------|-------------|---------|---------|---------|---------|-----------|-----------|-----------|
| \$568 | \$603 | \$626 | \$656 | \$682 | \$728 | \$781 | \$839 | \$967 | \$1,024 | \$1,196 |

FEATURES

- Upholstered seat and back
- Polypropylene arms
- Sit to counter includes adjustable footring

DIMENSIONS

- Overall: 32.75"H | 26.5"W | 26.5"D
- Seat: 16- 20.5"H | 17.25"W | 18"D
- Back: 16"H | 17.5"W
- COM: 1.25 yd.

NOTES

- 8 more poly and frame colours available with a minimum order quantity of 250 units: Crimson, Sage, Pacific, Cove, Carob, Maize, Autumn, Dune [please see frames and finishes section on the website or contact sales support for more details]
- This product meets the requirements set forth in ANSI/BIFMA X5.1-2011 and is warranted for users up to 350lbs.
- For BW and FA Freight Options, minimum quantities apply, please check with Sales Support for details.
- Dimensions are dependant on options selected. Product can be configurd to comply with BIFMA G1-2002 Guidelines.

| SERIES | 13 | Tuck Upholstered | QS | \$ | |
|-----------------------------|---|---|--|-------|------|
| BACK STYLE | 0 | Midback | | - | |
| LEG | 51 | Basic Swivel | | - | |
| | 57 | Swivel Tilt | | \$52 | |
| ARM | NA | No Arm | | - | |
| | WA | With Arm | | \$52 | |
| FRAME FINISH COLLECTION 1 | CM | Chrome | | - | |
| | PON | Onyx | | - | |
| | PCT | Cotton | | - | |
| | PSK | Smoke | | - | |
| | PHZ | Haze | | - | |
| | PMI | Midnight | | - | |
| | PBR | Birch | | - | |
| | PPO | Pottery | | - | |
| | FRAME FINISH COLLECTION 2 [25 unit minimum order quantity] | PCU | Currant [25 unit minimum order quantity] | | \$26 |
| | | PIN | Indigo [25 unit minimum order quantity] | | \$26 |
| PCI | | Citrus [25 unit minimum order quantity] | | \$26 | |
| PPI | | Pine [25 unit minimum order quantity] | | \$26 | |
| POLYPROPYLENE ARM | ON | Onyx | | - | |
| | CT | Cotton | | - | |
| | CU | Currant | | - | |
| | MI | Midnight | | - | |
| | HZ | Haze | | - | |
| | SK | Smoke | | - | |
| | BR | Birch | | - | |
| | IN | Indigo | | - | |
| | CI | Citrus | | - | |
| | PI | Pine | | - | |
| | PO | Pottery | | - | |
| | OPTIONS | LH | 65mm (2.5") Dual Surface Casters | | \$32 |
| | | BKB | Black Nylon Base | | - |
| SKB | | Smoke Nylon Base | | \$35 | |
| HAB | | High Profile Aluminum Base | | \$65 | |
| FREIGHT OPTIONS | SC | Sit to Counter | | \$138 | |
| | KD | Knocked Down | | - | |
| FREIGHT REQUIREMENTS | BW | Blanket Wrapped - Fully Assembled [25 Unit Minimum] | | \$55 | |
| | AS | Allseating Standard | | - | |
| | FQ | Special Freight Instructions (Call for Quote) | | VAR | |
| | GD | Guaranteed Delivery Date and Time (Call for Quote) | | VAR | |

TO ORDER SIMPLY FILL IN THE BLANKS

| | | | | | | | | | | | | | | | | | | |
|--------|---|------------|---|-----|---|-----|---|--------------|---|-------------------|---|---------|---|----------------|---|----------------------|--|-------------|
| 13 | - | 0 | - | 51 | - | | - | | - | | - | | - | | - | | | |
| SERIES | | BACK STYLE | | LEG | | ARM | | FRAME FINISH | | POLYPROPYLENE ARM | | OPTIONS | | FREIGHT OPTION | | FREIGHT REQUIREMENTS | | FABRIC CODE |

For additional options separate with (-) hyphen.
Please refer to allseating.com for fabric codes.



TUCK® COLLABORATIVE STOOL

DESIGN | TODD YETMAN
GSA SIN | 33721

BASE PRICE | \$565

11051-NA-8

| Polypropylene Seat and Back | Grade 1 | Grade 2/ COM | Grade 3 | Grade 4/ COL | Grade 5 | Grade 6 | Grade 7 | Grade 8 | Leather 1 | Leather 2 | Leather 3 |
|-----------------------------|---------|--------------|---------|--------------|---------|---------|---------|---------|-----------|-----------|-----------|
| \$565 | \$635 | \$656 | \$670 | \$688 | \$703 | \$731 | \$763 | \$798 | \$875 | \$909 | \$1,012 |

FEATURES

- Polypropylene seat and back
- Polypropylene arms
- Includes an adjustable footring

DIMENSIONS

- Overall 8": 34.25"-41.75"H | 28"W | 28"D
- Seat 8": 20.25"-27.5"H | 17.5"W | 19.25"D
- Overall 10": 34.75"-45.75"H | 27"W | 27"D
- Seat 10": 20.25"-30.25"H | 17.5"W | 19.25"D
- Back: 13.75"H | 18.25"W
- COM: 0.75 yds.

NOTES

- 8 more poly and frame colours available with a minimum order quantity of 250 units: Crimson, Sage, Pacific, Cove, Carob, Maize, Autumn, Dune [please see frames and finishes section on the website or contact sales support for more details]
- This product meets the requirements set forth in ANSI/ BIFMA X5.1-2011 and is warranted for users up to 350lbs.
- Ships knocked down. For BW Freight Option, 25 unit minimum quantities apply. Please check with Sales Support for details.
- Dimensions are dependant on options selected. Product can be configurd to comply with BIFMA G1-2002 Guidelines.

| SERIES | 11 | Tuck | QS | \$ |
|---|------------|---|----|------|
| BACK STYLE | 0 | Midback | | - |
| LEG | 51 | Basic Swivel | | - |
| ARM | NA | No Arm | | - |
| | WA | With Arm | | \$52 |
| STOOL OPTION | 8 | 8" Stool Package | | - |
| | 10 | 10" Stool Package | | \$36 |
| FRAME FINISH COLLECTION 1 | CM | Chrome | | - |
| | PON | Onyx | | - |
| | PCT | Cotton | | - |
| | PSK | Smoke | | - |
| | PHZ | Haze | | - |
| | PMI | Midnight | | - |
| | PBR | Birch | | - |
| | PPO | Pottery | | - |
| FRAME FINISH COLLECTION 2 [25 unit minimum order quantity] | PCU | Currant [25 unit minimum order quantity] | | \$26 |
| | PIN | Indigo [25 unit minimum order quantity] | | \$26 |
| | PCI | Citrus [25 unit minimum order quantity] | | \$26 |
| | PPI | Pine [25 unit minimum order quantity] | | \$26 |
| POLYPROPYLENE | ON | Onyx | | - |
| Indicate: | CT | Cotton | | - |
| B for Back | CU | Currant | | - |
| S for Seat | MI | Midnight | | - |
| A for Arm | HZ | Haze | | - |
| | SK | Smoke | | - |
| | BR | Birch | | - |
| | IN | Indigo | | - |
| | CI | Citrus | | - |
| | PI | Pine | | - |
| | PO | Pottery | | - |
| OPTIONS | PAD | Upholstered Seat Pad | | VAR |
| | UPH | Fully Upholstered Seat with Poly Back | | VAR |
| | H | Dual Surface Casters [10" Stool Only] | | \$30 |
| | LH | Dual Surface Casters [8" Stool Only] | | \$32 |
| | G | Glides [10" Stool Only] | | \$30 |
| | BKB | Black Nylon Base | | - |
| | SKB | Smoke Nylon Base | | \$35 |
| | AB | Aluminum Base | | \$65 |
| FREIGHT OPTIONS | KD | Knocked Down | | - |
| | BW | Blanket Wrapped - Fully Assembled [25 Unit Minimum] | | \$55 |
| FREIGHT REQUIREMENTS | AS | Allseating Standard | | - |
| | FQ | Special Freight Instructions (Call for Quote) | | VAR |
| | GD | Guaranteed Delivery Date and Time (Call for Quote) | | VAR |

TO ORDER SIMPLY FILL IN THE BLANKS

| | | | | | | | | | | | | |
|--|------------|-----|-----|-------|--------------|--------------------|--------------------|-------------------|---------|----------------|----------------------|-------------|
| 11 | 0 | 51 | | | | B | S | A | | | | |
| SERIES | BACK STYLE | LEG | ARM | STOOL | FRAME FINISH | POLYPROPYLENE BACK | POLYPROPYLENE SEAT | POLYPROPYLENE ARM | OPTIONS | FREIGHT OPTION | FREIGHT REQUIREMENTS | FABRIC CODE |
| <small>For additional options separate with () hyphen. Please refer to allseating.com for fabric codes.</small> | | | | | | | | | | | | |

INFO
PILLOWS
ASTUTE
ATLES
CHIROFORM
DOME
EIGHTY TWO
ENTAIL
EXCHANGE
FLUID
FOSTER
HALSA
INERTIA
JIF
L1
LEVO
MANTRA
MULTI
PRATA
PRESTO
RAINBOW
RAY
REQUEST
THERAPOD
TUCK
YOU
ZIP



TUCK® UPHOLSTERED COLLAB. STOOL

DESIGN | TODD YETMAN
GSA SIN | 33721

BASE PRICE | \$703

13051-NA-8

| Grade 1 | Grade 2/COM | Grade 3 | Grade 4/COL | Grade 5 | Grade 6 | Grade 7 | Grade 8 | Leather 1 | Leather 2 | Leather 3 | |
|---|-------------|---------|-------------|---|---------|---------|---------|-----------|-----------|-----------|--|
| \$703 | \$738 | \$761 | \$791 | \$817 | \$863 | \$916 | \$974 | \$1,102 | \$1,159 | \$1,331 | |
| SERIES | | | 13 | Tuck Upholstered | | | | | QS | \$ | |
| BACK STYLE | | | 0 | Midback | | | | | | | |
| LEG | | | 51 | Basic Swivel | | | | | | | |
| ARM | | | NA | No Arm | | | | | | | |
| | | | WA | With Arm | | | | | | \$52 | |
| STOOL OPTION | | | 8 | 8" Stool Package | | | | | | | |
| | | | 10 | 10" Stool Package | | | | | | \$36 | |
| FRAME FINISH COLLECTION 1 | | | CM | Chrome | | | | | | | |
| | | | PON | Onyx | | | | | | | |
| | | | PCT | Cotton | | | | | | | |
| | | | PSK | Smoke | | | | | | | |
| | | | PHZ | Haze | | | | | | | |
| | | | PMI | Midnight | | | | | | | |
| | | | PBR | Birch | | | | | | | |
| | | | PPO | Pottery | | | | | | | |
| FRAME FINISH COLLECTION 2 [25 unit minimum order quantity] | | | PCU | Currant [25 unit minimum order quantity] | | | | | | \$26 | |
| | | | PIN | Indigo [25 unit minimum order quantity] | | | | | | \$26 | |
| | | | PCI | Citrus [25 unit minimum order quantity] | | | | | | \$26 | |
| | | | PPI | Pine [25 unit minimum order quantity] | | | | | | \$26 | |
| POLYPROPYLENE ARM | | | ON | Onyx | | | | | | | |
| | | | CT | Cotton | | | | | | | |
| | | | CU | Currant | | | | | | | |
| | | | MI | Midnight | | | | | | | |
| | | | HZ | Haze | | | | | | | |
| | | | SK | Smoke | | | | | | | |
| | | | BR | Birch | | | | | | | |
| | | | IN | Indigo | | | | | | | |
| | | | CI | Citrus | | | | | | | |
| | | | PI | Pine | | | | | | | |
| | | | PO | Pottery | | | | | | | |
| OPTIONS | | | H | Dual Surface Casters [10" Stool Only] | | | | | | \$30 | |
| | | | LH | Dual Surface Casters [8" Stool Only] | | | | | | \$32 | |
| | | | G | Glides [10" Stool Only] | | | | | | \$30 | |
| | | | BKB | Black Nylon Base | | | | | | | |
| | | | SKB | Smoke Nylon Base | | | | | | \$35 | |
| | | | AB | Aluminum Base | | | | | | \$65 | |
| FREIGHT OPTIONS | | | KD | Knocked Down | | | | | | | |
| | | | BW | Blanket Wrapped - Fully Assembled [25 Unit Minimum] | | | | | | \$55 | |
| FREIGHT REQUIREMENTS | | | AS | Allseating Standard | | | | | | | |
| | | | FQ | Special Freight Instructions (Call for Quote) | | | | | | VAR | |
| | | | GD | Guaranteed Delivery Date and Time (Call for Quote) | | | | | | VAR | |

FEATURES

- Upholstered seat and back
- Polypropylene arms
- Optional upholstered seat or seat pad includes shroud
- Includes adjustable footing

DIMENSIONS

- Overall 8": 34.25"-41.75"H | 28"W | 28"D
- Seat 8": 20.25"-27.5"H | 17.5"W | 19.25"D
- Overall 10": 34.75"-45.75"H | 27"W | 27"D
- Seat 10": 20.25"-30.25"H | 17.5"W | 19.25"D
- Back: 13.75"H | 18.25"W
- Upholstered Seat and Upholstered Seat Pad add 0.75" to seat height
- COM: 0.75 yds.

NOTES

- 8 more poly and frame colours available with a minimum order quantity of 250 units: Crimson, Sage, Pacific, Cove, Carob, Maize, Autumn, Dune [please see frames and finishes section on the website or contact sales support for more details]
- This product meets the requirements set forth in ANSI/BIFMA X5.1-2011 and is warranted for users up to 325lbs.
- Ships knocked down. For BW and FA Freight Options, minimum quantities apply, please check with Sales Support for details.
- Dimensions are dependant on options selected. Product can be configurd to comply with BIFMA G1-2002 Guidelines.

TO ORDER SIMPLY FILL IN THE BLANKS

| | | | | | | | | | | | | | | | | | |
|--|---|-------------------|---|------------|---|------------|---|--------------|---|--------------------------|---|----------------|---|-----------------------|---|-----------------------------|--|
| 13 | - | 0 | - | 51 | - | | - | | - | A | - | | - | | - | | |
| SERIES | | BACK STYLE | | LEG | | ARM | | STOOL | | POLYPROPYLENE ARM | | OPTIONS | | FREIGHT OPTION | | FREIGHT REQUIREMENTS | |
| <p>For additional options separate with (-) hyphen. Please refer to allseating.com for fabric codes.</p> | | | | | | | | | | | | | | | | | |

INFO
PILLOWS
ASTUTE
ARLES
CHIROFORM
DONE
EIGHTY TWO
ENTAIL
EXCHANGE
FLUID
FOSTER
HALSA
INERTIA
JIF
L1
LEVO
MANTRA
MULTI
PRATA
PRESTO
RAINBOW
RAY
REQUEST
THERAPOD
TUCK
YOU
ZIP



TUCK® NESTER

DESIGN | TODD YETMAN
GSA SIN | 33721

| BASE PRICE \$525 | | | | | | | | | | | |
|-----------------------------|---------|--------------|---------|--------------|---------|---------|---------|---------|-----------|-----------|-----------|
| 11058-NA | | | | | | | | | | | |
| Polypropylene Seat and Back | Grade 1 | Grade 2/ COM | Grade 3 | Grade 4/ COL | Grade 5 | Grade 6 | Grade 7 | Grade 8 | Leather 1 | Leather 2 | Leather 3 |
| \$525 | \$595 | \$616 | \$630 | \$648 | \$663 | \$691 | \$723 | \$758 | \$835 | \$869 | \$972 |

FEATURES

- Standard carpet caster with optional hard surface caster
- Polypropylene seat, back and arm caps
- Optional upholstered seat
- Fully upholstered version with 13 series
- Wall-saving designed frame
- Bumpers on frame tighten nesting for ease of transport
- Shroud matches seat selection.
- Upholstered seat requires Seat poly selection to determine shroud color.

DIMENSIONS

- Overall: 32.5"H | 23"W | 22.5"D
- Seat: 18.5"H | 17"D | 17.75"W
- Back: 13.75"H | 18.25"W

NESTING DEPTH:

- Poly: 21.5"D + 6.5"/chair added
- Upholstered Seat and Upholstered Seat Pad add 0.75" to seat height
- COM Seat: 0.75yds

NOTES

- Ships fully assembled in a box. For BW Freight Option, 25 unit minimum quantities apply. Please check with Sales Support for details.
- For orders of less than 2, a cartoning surcharge of \$22 net will be incurred per order.
- This product meets the requirements set forth in ANSI/ BIFMA X5.1-2011 and is warranted for users up to 350 lbs.

| SERIES | 11 | Tuck | QS | \$ |
|-----------------------------|-----|---|----|------|
| BACK STYLE | 0 | Midback | | - |
| LEG | 58 | Nester | | - |
| ARM | NA | No Arm | | - |
| | WA | With Arm | | \$52 |
| FRAME FINISH COLLECTION 1 | CM | Chrome | | - |
| | PON | Onyx | | - |
| | PCT | Cotton | | - |
| | PSK | Smoke | | - |
| POLYPROPYLENE | ON | Onyx | | - |
| | SK | Smoke | | - |
| | CT | Cotton | | - |
| OPTIONS | UPH | Fully Upholstered Seat with Poly Back | | VAR |
| | TC | Dual Surface Caster | | \$55 |
| FREIGHT OPTIONS | FA | Fully Assembled in Carton [25 Unit Minimum] | | - |
| | BW | Blanket Wrapped - Fully Assembled [25 Unit Minimum] | | \$25 |
| FREIGHT REQUIREMENTS | AS | Allseating Standard | | - |
| | FQ | Special Freight Instructions (Call for Quote) | | VAR |
| | GD | Guaranteed Delivery Date and Time (Call for Quote) | | VAR |

TO ORDER SIMPLY FILL IN THE BLANKS

| | | | | | | | | | | | | |
|--------|------------|-----|-----|-------|--------------|--------------------|--------------------|-------------------|--|----------------|----------------------|--|
| 11 | 0 | 58 | | | | B | S | A | | | | |
| SERIES | BACK STYLE | LEG | ARM | STOOL | FRAME FINISH | POLYPROPYLENE BACK | POLYPROPYLENE SEAT | POLYPROPYLENE ARM | OPTIONS <small>For additional options separate with () hyphen.</small> | FREIGHT OPTION | FREIGHT REQUIREMENTS | FABRIC CODE <small>Please refer to allseating.com for fabric codes.</small> |



TUCK® NESTER FULLY UPHOLSTERED

DESIGN | TODD YETMAN
GSA SIN | 33721

BASE PRICE | \$660

13058-NA

| Grade 1 | Grade 2/ COM | Grade 3 | Grade 4/COL | Grade 5 | Grade 6 | Grade 7 | Grade 8 | Leather 1 | Leather 2 | Leather 3 |
|---------|-----------------|---------|-------------|---------|---------|---------|---------|-----------|-----------|-----------|
| \$660 | \$695 | \$718 | \$748 | \$774 | \$820 | \$873 | \$931 | \$1,059 | \$1,116 | \$1,288 |

FEATURES

- Standard carpet caster with optional hard surface caster
- Upholstered seat and back with poly arm caps
- Wall-saving designed frame
- Bumpers on frame tighten nesting for ease of transport
- Shroud matches seat selection
- Seat color selection required to determine shroud color

DIMENSIONS

- Overall: 32.5"H | 23"W | 22.5"D
- Seat: 18.5"H | 17"W | 17.5"D
- Back: 13.75"W | 18.75"H

NESTING DEPTH:

- Poly: 21.5"D + 6.5"/chair added
- COM: 1.25yds

| SERIES | 13 | Tuck Fully Upholstered | QS | \$ |
|---------------------------------|-----|---|----|------|
| BACK STYLE | 0 | Midback | - | - |
| LEG | 58 | Nester | - | - |
| ARM | NA | No Arm | - | - |
| | WA | With Arm | - | \$52 |
| FRAME FINISH COLLECTION 1 | CM | Chrome | - | - |
| | PON | Onyx | - | - |
| | PCT | Cotton | - | - |
| | PSK | Smoke | - | - |
| | ON | Onyx | - | - |
| POLYPROPYLENE | | | | |
| Indicate: A for arm, S for seat | | | | |
| OPTIONS | TC | Dual Surface Caster | | \$55 |
| FREIGHT OPTIONS | FA | Fully Assembled in Carton [25 Unit Minimum] | | - |
| | BW | Blanket Wrapped - Fully Assembled [25 Unit Minimum] | | \$25 |
| FREIGHT REQUIREMENTS | AS | Allseating Standard | | - |
| | FQ | Special Freight Instructions (Call for Quote) | | VAR |
| | GD | Guaranteed Delivery Date and Time (Call for Quote) | | VAR |

NOTES

- Ships fully assembled in a box. For BW Freight Option, 25 unit minimum quantities apply. Please check with Sales Support for details.
- For orders of less than 2, a cartoning surcharge of \$22 net will be incurred per order.
- This product meets the requirements set forth in ANSI/BIFMA X5.1-2011 and is warranted for users up to 350 lbs.

TO ORDER SIMPLY FILL IN THE BLANKS

| | | | | | | | | | | | |
|--------|------------|-----|-----|-------|--------------|--------------------|-------------------|--|----------------|----------------------|--|
| 13 | 0 | 58 | | | | S | A | | | | |
| SERIES | BACK STYLE | LEG | ARM | STOOL | FRAME FINISH | POLYPROPYLENE SEAT | POLYPROPYLENE ARM | OPTIONS <small>For additional options separate with (-) hyphen.</small> | FREIGHT OPTION | FREIGHT REQUIREMENTS | FABRIC CODE <small>Please refer to allseating.com for fabric codes.</small> |

INFO
PILLOWS
ASTUTE
ARTES
CHIROFORM
DONE
EIGHTY TWO
ENTAIL
EXCHANGE
FLUID
FOSTER
HALSA
INERTIA
JIF
L1
LEVO
MANTRA
MULTI
PRATA
PRESTO
RAINBOW
RAY
REQUEST
THERAPOD
TUCK
YOU
ZIP



YOU®

DESIGN | ALLSEATING
GSA SIN | 33721

BASE PRICE | \$819
85040-NA

| Code | Grade 1 | Grade 2/ COM | Grade 3 | Grade 4/ COL | Grade 5 | Grade 6 | Grade 7 | Grade 8 | Leather 1 | Leather 2 | Leather 3 |
|-------|---------|--------------|---------|--------------|---------|---------|---------|---------|-----------|-----------|-----------|
| 85040 | \$819 | \$840 | \$854 | \$872 | \$887 | \$915 | \$947 | \$982 | \$1,059 | \$1,093 | \$1,196 |
| 84012 | \$1,029 | \$1,050 | \$1,064 | \$1,082 | \$1,097 | \$1,125 | \$1,157 | \$1,192 | \$1,269 | \$1,303 | \$1,406 |

FEATURES

- Nylon or Aluminum frame in Black, Smoke, or Birch
- 3.5" cylinder
- Molded seat foam
- Innovative back suspension with standard back height adjustment
- Lumbar dial and back height support of 3.54"
- Arm features and travel specifications on page 16
- 24/7 Warranty offered with Synchro Tilt [40] or Deluxe Synchro Tilt [12] only and includes T2 arms and/or seat slider.
- YCA Conference Arm is standard polished aluminum.
- Sit to counter includes height adjustable foot ring

DIMENSIONS

- Midback:**
- Overall [Synchro Tilt]: 39.5" - 43"H | 28"W | 28"D
 - Overall: [Deluxe Synchro Tilt]: 45"-48.5"H | 28"W | 28"D
 - Overall [Dynamic Synchro Tilt]: 39"-42.5"H | 28" W | 28"D
- Seat [Synchro Tilt]:**
- 16.25"-19.75"H | 20.25"W | 18.5"D
- Seat [Deluxe Synchro Tilt]:**
- 17.5"-21"H | 20.25"W | 18.5"D
- Seat [Dynamic Synchro Tilt]:**
- 15.75"-19.25"H | 20.25"W | 18.5"D
- COM:** 0.75yds.
- Highback:**
- Overall [Deluxe Synchro Tilt]: 45"-48.5"H | 28"W | 28"D
 - Seat [Deluxe Synchro Tilt]: 17"-20.5"H | 20.25"W | 18.5"D
 - Back: 27"H | 17.5"W
 - COM: 0.75yds.

NOTES

- Ships knocked down.
- For BW and FA freight options, minimum quantities apply, please check with Sales Support for details.
- Tension is adjustable on OHC and OHH casters to accommodate various surfaces
- All other features are dependant on the control specified. Please refer to Control Choice on Page 8 for full description of available features.
- This product meets the requirements set forth in ANSI-BIFMA X5.1-2011 and is warranted for users up to 350 lbs.
- Dimensions are dependant on options selected. Product can be configured to comply with BIFMA G1-2002 Guidelines.
- LS and HS option not available when HAB, OHC, OHH are selected. Composite base and matching casters will be substituted when LS or HS selected.
- For mesh model code see page 22

| SERIES | 85 | You Nylon [You Too] | QS | \$ |
|--|------------|---|----|-------|
| BACK STYLE | 84 | You Aluminum [Includes BHA] | • | \$210 |
| | 0 | Midback | • | - |
| | 1 | Highback [84 Series Only] | • | \$15 |
| CONTROL | 40 | Synchro Tilt [85 Series - Nylon Only] | • | - |
| | 46 | Dynamic Synchro Tilt [Includes Seat Slider 85 Series Only] | • | \$85 |
| | 80 | Deluxe Tilt J-Bar [Includes SS and BHA 85 Series Only] | • | \$148 |
| | 12 | Deluxe Synchro Tilt [Includes BHA - Available with 84 Series Only] | • | - |
| ARM | NA | No Arm | • | - |
| | T2 | Task 2 Arm | • | \$110 |
| | 4D | 4 Dimensional Arm | • | \$130 |
| | MF | Multi-Functional Arm [Includes AWL on 85 Series, AWK on 84 Series] | • | \$158 |
| | YCA | Conference Arm (AW not applicable. Not available w/Mesh Seat) | • | \$225 |
| | T7 | Ergonomic Task Arm [AWK included] | • | \$295 |
| FRAME FINISH (85 Series Only) | BKN | Black Nylon | • | - |
| | SKN | Smoke Nylon | • | \$48 |
| | BRN | Birch Nylon | • | \$48 |
| FRAME FINISH (84 Series Only) | BK | Black Aluminum | • | - |
| | AL | Polished Aluminum | • | \$95 |
| BACK MESH (see page 22 for mesh model code) | M2 | M2 Mesh [NOT ALL COLOURS ARE QS] | • | \$28 |
| | M3 | M3 Mesh | • | - |
| | M4 | M4 Mesh | • | - |
| | M9 | M9 Mesh [N/A with MS Mesh Seat] | • | \$28 |
| OPTIONS | SC | Sit to Counter [40 Synchro Only; N/A w. Highback, Base matches Frame] | • | \$138 |
| | MS | Mesh Seat [N/A with 46 and 80 Mech; N/A with M9 mesh] | • | \$95 |
| | EM | Encapsulated Mesh [N/A with Highback or Birch Frame Finish] | • | - |
| | AWK | Adjustable Width Brackets [Knob] | • | \$30 |
| | AWL | Adjustable Width Brackets [Lever] [Not Available on 84 Series or T7 Arms] | • | \$40 |
| | LH | 65mm [2.5"] Dual Surface Casters | • | \$32 |
| | H | 55mm Dual Surface Casters [Only Applicable with LS and HS] | • | \$30 |
| | OHC | OH Carpet Casters [adjustable] | • | \$63 |
| | OHH | OH Dual Surface Casters [adjustable] | • | \$95 |
| | SS | 2.5" Seat Slider [N/A w. Mesh Seat on 85 series N/A w. SC] | • | \$85 |
| | SE | Extended 3" Seat Slider [N/A with FS, IES, MS, or SC] | • | \$85 |
| | LS | Low Seat Height with 5" Travel | • | \$53 |
| | HS | High Seat Height with 5.5" Travel | • | - |
| | BHA | Back Height Adjustment [Included with 84 Series] | • | \$90 |
| | HR | Headrest [Black Only Midback Only] | • | \$150 |
| | AB | Aluminum Base [For SC, HS and LS Only] | • | \$65 |
| | HAB | High Profile Aluminum Base | • | \$65 |
| | IES | Ergonomic Small Seat | • | - |
| | FS | Full Seat | • | - |
| FREIGHT OPTIONS | KD | Knocked Down | • | - |
| | BW | Blanket Wrapped - Fully Assembled [25 Unit Minimum] | • | \$55 |
| | FA | Fully Assembled in [25 Unit Minimum] | • | \$75 |
| FREIGHT REQUIREMENTS | AS | Allseating Standard | | - |
| | FQ | Special Freight Instructions (Call for Quote) | | VAR |
| | GD | Guaranteed Delivery Date and Time (Call for Quote) | | VAR |

TO ORDER SIMPLY FILL IN THE BLANKS

| | | | | | | | | | | |
|---------------|-------------------|----------------|------------|---------------------|------------------|--|--|-----------------------|-----------------------------|--|
| | | | | | | | | | | |
| SERIES | BACK STYLE | CONTROL | ARM | FRAME FINISH | BACK MESH | SEAT MESH Leave blank if upholstered | OPTIONS For additional options separate with (-) hyphen. | FREIGHT OPTION | FREIGHT REQUIREMENTS | FABRIC CODE Please refer to allseating.com for fabric codes. |

INFO
PILLOWS
ASTUTE
ARTES
CHIROFORM
DONE
EIGHTY TWO
ENTAIL
EXCHANGE
FLUID
FOSTER
HALSA
INERTIA
JIF
L1
LEVO
MANTRA
MULTI
PRATA
PRESTO
RAINBOW
RAY
REQUEST
THERAPOD
TUCK
YOU
ZIP



YOU[®] STOOL

DESIGN | ALLSEATING
GSA SIN | 33721

FEATURES

- Upholstered seat with mesh back
- Innovative black suspension
- Width adjust optional on all task arms with 8" seat height travel
- Includes height adjustable foot ring

DIMENSIONS

- 8" Stool Overall:**
42.75"-50"H | 28"W | 28"D
- Seat: 20.25"-27.75"H | 20.25"W | 18.5"D
 - Back: 22"H | 18.5"W
- 10" Stool Overall:**
43.25"-53.25"H | 27"W | 27"D
- Seat: 21"-31"H | 20.25"W | 18.5"D
 - Back: 22"H | 18.5"W

NOTES

- Ships knocked down.
- For BW and FA freight options, minimum quantities apply, please check with Sales Support for details.
- Tension is adjustable on OHC and OHH casters to accommodate various surfaces
- All other features are dependant on the control specified. Please refer to Control Choice on Page 8 for full description of available features.
- This product meets the requirements set forth in ANSI-BIFMA X5.1-2011 and is warranted for users up to 350 lbs.
- Dimensions are dependant on options selected. Product can be configured to comply with BIFMA G1-2002 Guidelines.
- *LS and HS option not available when LH, HAB, OHC, OHH are selected. Composite base and matching casters will be substituted when LS selected.
- For mesh model code see page 22

| BASE PRICE \$866 | | | | | | | | | | | |
|--------------------|---------|-------------|---------|-------------|---------|---------|---------|---------|-----------|-----------|-----------|
| 85019-NA-8 | | | | | | | | | | | |
| Code | Grade 1 | Grade 2/COM | Grade 3 | Grade 4/COL | Grade 5 | Grade 6 | Grade 7 | Grade 8 | Leather 1 | Leather 2 | Leather 3 |
| 85019 | \$866 | \$887 | \$901 | \$919 | \$935 | \$962 | \$994 | \$1,029 | \$1,106 | \$1,140 | \$1,243 |
| 84019 | \$1,087 | \$1,108 | \$1,121 | \$1,139 | \$1,155 | \$1,183 | \$1,214 | \$1,250 | \$1,326 | \$1,361 | \$1,463 |

| SERIES | 85 | You Nylon [You Too] | QS | \$ |
|-----------------------------------|-----|--|----|-------|
| | 84 | You Aluminum [Includes BHA] | • | \$220 |
| BACK STYLE | 0 | Midback | • | - |
| CONTROL | 19 | Basic Stool Package | • | - |
| ARM | NA | No Arm | • | - |
| | T2 | Task 2 Arm | • | \$110 |
| | 4D | 4 Dimensional Arm | • | \$130 |
| | MF | Multi-Functional Arm [Width Adjustment Not Included] | • | \$158 |
| FRAME FINISH (85 Series Only) | BKN | Black Nylon | • | - |
| FRAME FINISH (84 Series Only) | BK | Black Aluminum | • | - |
| | AL | Polished Aluminum | • | \$95 |
| BACK MESH | M2 | M2 Mesh [NOT ALL COLOURS ARE QS] | • | \$28 |
| (see page 22 for mesh model code) | M3 | M3 Mesh | • | - |
| | M4 | M4 Mesh | • | - |
| | M9 | M9 Mesh [N/A with MS Mesh Seat] | • | \$28 |
| STOOL OPTION | 8 | 8" Basic Stool Package | • | - |
| | 10 | 10" Stool Package | • | \$36 |
| OPTIONS | MS | Mesh Seat [N/A with M9 Mesh] | • | \$95 |
| | EM | Encapsulated Mesh [N/A with Highback; N/A with Birch] | • | - |
| | AWK | Adjustable Width Brackets [Knob][Not Included with MF Arm] | • | \$30 |
| | G | Glides [10" Stool Only] | • | \$30 |
| | H | Dual Surface Casters [10" Stool Only] | • | \$30 |
| | LH | Dual Surface Casters [8" Stool Only] | • | \$32 |
| | BC | Birch 65mm [2.5"] Dual Surface Casters | • | \$32 |
| | OHC | OH Carpet Casters [adjustable 8" Stool Only] | • | \$63 |
| | OHH | OH Dual Surface Casters [adjustable 8" Stool Only] | • | \$95 |
| | SS | Seat Slider [2.5"; Not Available with Mesh Seat] | • | \$85 |
| | BHA | Back Height Adjustment [Included with 84 Series] | • | \$90 |
| | HR | Headrest | • | \$150 |
| | FS | Full Upholstered Seat [21"W 20"D] | • | - |
| | IES | Ergonomic Small Seat | • | - |
| | AB | Aluminum Base [8" Stool Only] | • | \$65 |
| FREIGHT OPTIONS | KD | Knocked Down | • | - |
| | BW | Blanket Wrapped - Fully Assembled [25 Unit Minimum] | • | \$55 |
| | FA | Fully Assembled in [25 Unit Minimum] | • | \$75 |
| FREIGHT REQUIREMENTS | AS | Allseating Standard | • | - |
| | FQ | Special Freight Instructions [Call for Quote] | • | VAR |
| | GD | Guaranteed Delivery Date and Time [Call for Quote] | • | VAR |

TO ORDER SIMPLY FILL IN THE BLANKS

| | | | | | | | | | | |
|--------|------------|---------|-----|--------------|-----------|--|--|----------------|----------------------|--|
| [] | 0 | 19 | [] | [] | [] | [] | [] | [] | [] | [] |
| SERIES | BACK STYLE | CONTROL | ARM | FRAME FINISH | BACK MESH | SEAT MESH <small>Leave blank if upholstered</small> | OPTIONS <small>For additional options separate with (-) hyphen.</small> | FREIGHT OPTION | FREIGHT REQUIREMENTS | FABRIC CODE <small>Please refer to allseating.com for fabric codes.</small> |

INFO
PILLOWS
ASTUTE
ATLES
CHIROFORM
DONE
EIGHTY TWO
ENTAIL
EXCHANGE
FLUID
FOSTER
HALSA
INERTIA
JIF
L1
LEVO
MANTRA
MULTI
PRATA
PRESTO
RAINBOW
RAY
REQUEST
THERAPOD
TUCK
YOU
ZIP



YOU® GUEST

DESIGN | ALLSEATING
GSA SIN | 33721

BASE PRICE | \$625

84054-WA

| Grade 1 | Grade 2/ COM | Grade 3 | Grade 4/COL | Grade 5 | Grade 6 | Grade 7 | Grade 8 | Leather 1 | Leather 2 | Leather 3 |
|---------|-----------------|---------|-------------|---------|---------|---------|---------|-----------|-----------|-----------|
| \$625 | \$646 | \$660 | \$678 | \$693 | \$721 | \$753 | \$788 | \$865 | \$899 | \$1,002 |

FEATURES

- Encapsulated mesh back
- Non-marring glides
- Wallsaver design
- Stacks 4 on the floor
- 14 gauge steel frame in Black or Smoke

DIMENSIONS

- Overall 35.5"H | 24"W | 26.5"D
- Seat 17.5"H | 19.5"W | 16.88"D
- Back 18"H | 19.5"W
- Arm Height from Floor 26"H
- Arm Height from Seat 8.5"H
- COM: 0.75 yds.

| SERIES | 84 | You | QS | \$ |
|----------------------|-----|---|----|------|
| BACK STYLE | 0 | Midback | | VAR |
| BASE | 54 | 4-Leg | | - |
| ARM | WA | With Arm [Cap Finish Will Match Frame Selection] | | - |
| FRAME FINISH | BKN | Black | | |
| | SKN | Smoke | | \$45 |
| BACK MESH | 3EB | M3 Mesh Ebony | | |
| | 3SI | M3 Mesh Silica | | |
| | 2IR | M2 Mesh Iron | | |
| | 2PT | M2 Mesh Platinum | | |
| FREIGHT OPTIONS | FA | Fully Assembled in [25 Unit Minimum] | | - |
| | BW | Blanket Wrapped - Fully Assembled [25 Unit Minimum] | | \$25 |
| FREIGHT REQUIREMENTS | AS | Allseating Standard | | - |
| | FQ | Special Freight Instructions (Call for Quote) | | VAR |
| | GD | Guaranteed Delivery Date and Time (Call for Quote) | | VAR |

NOTES

- Ships Fully Assembled
- Warranted up to 400 lbs.
- This product meets the requirements set forth in ANSI/BIFMA HCF 8.1
- For orders less than 2, a cartoning surcharge of \$22 net will be incurred per order

TO ORDER SIMPLY FILL IN THE BLANKS

| | | | | | | | | | | | | | | | | | |
|---------------|---|-------------------|---|----------------|---|------------|---|---------------------|---|------------------|---|--|---|-----------------------|---|-----------------------------|--|
| 84 | - | 0 | - | 54 | - | WA | - | | - | | - | | - | | - | | |
| SERIES | | BACK STYLE | | CONTROL | | ARM | | FRAME FINISH | | BACK MESH | | OPTIONS For additional options separate with (-) hyphen. | | FREIGHT OPTION | | FREIGHT REQUIREMENTS | FABRIC CODE Please refer to allseating.com for fabric codes. |

INFO
PILLOWS
ASTUTE
ATLES
CHIROFORM
DONE
EIGHTY TWO
ENTAIL
EXCHANGE
FLUID
FOSTER
HALSA
INERTIA
JIF
L1
LEVO
MANTRA
MULTI
PRATA
PRESTO
RAINBOW
RAY
REQUEST
THERAPOD
TUCK
YOU
ZIP



ZIP® INSTOCK

DESIGN | ALLSEATING
NOT ON GSA CONTRACT

BASE PRICE | \$940

94040-CA-P1

Black Leather

\$940

FEATURES

- 4" cylinder
- Aluminum base
- Aluminum conference arms
- Task arm adjustable 3" Height
- Carpet casters

DIMENSIONS

- Overall Highback: 45.25" - 49.5"H | 28"W | 28"D
- Seat [Highback]: 18" - 22.5"H | 19"W | 19"D
- Back [Highback]: 28"H | 19.5"W
- Overall Midback: 38.75" - 43"H | 26"W | 26"D
- Seat [Midback]: 18" - 22"H | 19"W | 17"D
- Back [Midback]: 21.5"H | 19.5"W

| SERIES | 94 | Zip Black Leather Instock Program | QS | \$ |
|----------------------|----|--|----|------|
| BACK STYLE | 0 | Midback | • | - |
| | 1 | Highback | • | \$70 |
| CONTROL | 40 | Synchronized Tilt (ST) | • | - |
| ARM | CA | Conference Arm | • | - |
| ARM PAD (CA only) | P1 | Black Polyurethane Cap | • | - |
| FABRIC CODE | BL | Zip Black Leather Instock Program | • | - |
| FREIGHT OPTIONS | KD | Knocked Down | • | - |
| FREIGHT REQUIREMENTS | AS | Allseating Standard | | - |
| | FQ | Special Freight Instructions (Call for Quote) | | VAR |
| | GD | Guaranteed Delivery Date and Time (Call for Quote) | | VAR |

*10% Tariff surcharge applies on all orders shipping to the U.S.A.

NOTES

- Ships knocked down.
- This product meets the requirements set forth in ANSI-BIFMA X5.1-2011 and is warranted for users up to 350 lbs.
- Armless not available
- *Task arm available on midback chair only

TO ORDER SIMPLY FILL IN THE BLANKS

- - - - - - - -

SERIES **BACK STYLE** **CONTROL** **ARM** **ARM PAD** **FABRIC CODE** **FREIGHT OPTION** **FREIGHT REQUIREMENTS** **FABRIC CODE**

Please refer to allseating.com for fabric codes. Please refer to allseating.com for fabric codes.



INFO
PILLOWS
ASTUTE
ARTLES
CHIROFORM
DOME
EIGHTY TWO
ENTAIL
EXCHANGE
FLUID
FOSTER
HALSA
INERTIA
JIF
L1
LEVO
MANTRA
MULTI
PRATA
PRESTO
RAINBOW
RAY
REQUEST
THERAPOD
TUCK
YOU
ZIP



ZIP® UPHOLSTERED MIDBACK

DESIGN | ALLSEATING
GSA SIN | 33721

BASE PRICE | \$670
92040-NA

| Grade 1 | Grade 2/ COM | Grade 3 | Grade 4/COL | Grade 5 | Grade 6 | Grade 7 | Grade 8 | Leather 1 | Leather 2 | Leather 3 |
|---------|-----------------|---------|-------------|---------|---------|---------|---------|-----------|-----------|-----------|
| \$670 | \$712 | \$739 | \$775 | \$807 | \$862 | \$925 | \$996 | \$1,149 | \$1,218 | \$1,423 |

FEATURES

- 3.5" cylinder
- Nylon base
- Task arm adjustable 3" height (width adjustment optional)
- For arm features and travel specifications, see page 16
- Carpet casters
- 24|7 Warranty offered with T2 arms and Seat Slider. For more details see page 16

DIMENSIONS

- Overall: 38.5"- 42"H | 28"W | 28"D
- Seat: 16.25"- 19.75"H | 19"W | 19"D
- Back: 21"H | 19.5"W
- COM: 2.0 yds

NOTES

- Ships knocked down.
- For BW and FA freight options minimum quantities apply, please check with Sales Support for details.
- Tension is adjustable on OHC and OHH casters to accommodate various surfaces
- All other features are dependant on the control specified. Please refer to Control Choice on page ?? for full description of available features.
- This product meets the requirements set forth in ANSI-BIFMA X5.1-2011 and is warranted for users up to 350 lbs.
- "Dimensions are dependant on options selected. Product can be configured to comply with BIFMA G1-2002 Guidelines."
- If requiring a 3" seat slider, please specify with code SE rather than SS.
- ***Composite base and matching casters will be substituted if these when LS option is selected. LS option not available when HAB/LC/LH are selected.

| SERIES | 92 | Zip | QS | \$ |
|--------------------------------------|------------|---|----|-------|
| BACK STYLE | 0 | Midback | • | - |
| CONTROL | 40 | Synchronized Tilt (ST) | • | - |
| ARM | NA | No Arm | • | - |
| | CA | Conference Arm (AW not applicable) | • | \$135 |
| | T2 | Task 2 Arm (Available with AWK or AWL) | • | \$110 |
| | 4D | 4 Dimensional Arm (Available with AWK or AWL) | • | \$130 |
| | MF | Multi-Functional Arm (width adjustment incl.) | • | \$158 |
| ARM PAD (Conference Arm Only) | P1 | Black Polyurethane | • | - |
| | BA | Black Leather | | \$50 |
| | C1 | Upholstered Cap (add 0.25 yds) | | \$50 |
| OPTIONS | AWK | Adjustable Width Bracket (Knob) | • | \$30 |
| | AWL | Adjustable Width Bracket (Lever) | • | \$40 |
| | AB | Aluminum Base with 65mm (2.5") Carpet Casters* | • | \$65 |
| | LH | 65mm (2.5") Dual Surface Casters | • | \$32 |
| | P | Pressure Braking Casters* | • | \$60 |
| | RP | Reverse Pressure Braking Casters** | • | \$112 |
| | OHC | OH Carpet Casters [adjustable] | • | \$63 |
| | OHH | OH Dual Surface Casters [adjustable] | • | \$95 |
| | SS | Seat Slider | • | \$85 |
| | ZES | Ergonomic Small Seat (15.5" 19") | • | - |
| | LS | Low Seat Height with 5" Travel*** | • | \$53 |
| | CL | CAL TB133 | | \$150 |
| FREIGHT OPTIONS | KD | Knocked Down | | - |
| | BW | Blanket Wrapped - Fully Assembled [25 Unit Minimum] | | \$55 |
| | FA | Fully Assembled in Carton [25 Unit Minimum] | | \$75 |
| FREIGHT REQUIREMENTS | AS | Allseating Standard | | - |
| | FQ | Special Freight Instructions (Call for Quote) | | VAR |
| | GD | Guaranteed Delivery Date and Time (Call for Quote) | | VAR |

TO ORDER SIMPLY FILL IN THE BLANKS

| | | | | | | | | | | | | | | |
|---------------|---|-------------------|---|----------------|---|------------|---|----------------|---|--|---|-----------------------|---|--|
| 92 | - | 0 | - | 40 | - | | - | | - | | - | | - | |
| SERIES | | BACK STYLE | | CONTROL | | ARM | | ARM PAD | | OPTIONS For additional options separate with (-) hyphen. | | FREIGHT OPTION | | FREIGHT REQUIREMENTS |
| | | | | | | | | | | | | | | FABRIC CODE Please refer to allseating.com for fabric codes. |

INFO
PILLOWS
ASTUTE
ARTES
CHIROFORM
DONE
EIGHTY TWO
ENTAIL
EXCHANGE
FLUID
FOSTER
HALSA
INERTIA
JIF
L1
LEVO
MANTRA
MULTI
PRATA
PRESTO
RAINBOW
RAY
REQUEST
THERAPOD
TUCK
YOU
ZIP



ZIP[®] UPHOLSTERED HIGHBACK

DESIGN | ALLSEATING
GSA SIN | 33721

BASE PRICE | \$730
92140-NA

| Grade 1 | Grade 2/COM | Grade 3 | Grade 4/COL | Grade 5 | Grade 6 | Grade 7 | Grade 8 | Leather 1 | Leather 2 | Leather 3 |
|---------|-------------|---------|-------------|---------|---------|---------|---------|-----------|-----------|-----------|
| \$730 | \$800 | \$845 | \$905 | \$958 | \$1,050 | \$1,155 | \$1,273 | \$1,529 | \$1,643 | \$1,985 |

FEATURES

- 3.5" cylinder
- Nylon base
- Task arm adjustable 3" height (width adjustment optional)
- For arm features and travel specifications, see page 16
- Carpet casters
- 24|7 Warranty offered with T2 arms and Seat Slider. For more details see page 16

DIMENSIONS

- Overall: 45.25" - 48.75"H | 28"W | 28"D
- Seat: 17.25" - 20.75"H | 19"W | 19"D
- Back: 28"H | 19.5"W
- COM: 2.75 yds

NOTES

- Ships knocked down.
- For BW and FA freight options minimum quantities apply, please check with Sales Support for details.
- Tension is adjustable on OHC and OHH casters to accommodate various surfaces
- All other features are dependant on the control specified. Please refer to Control Choice on page 8 for full description of available features.
- This product meets the requirements set forth in ANSI-BIFMA X5.1-2011 and is warranted for users up to 350 lbs.
- "Dimensions are dependant on options selected. Product can be configured to comply with BIFMA G1-2002 Guidelines."
- If requiring a 3" seat slider, please specify with code SE rather than SS.
- ***Composite base and matching casters will be substituted if these when LS option is selected. LS option not available when HAB/LC/LH are selected.

| SERIES | 92 | Zip | QS | \$ |
|--------------------------------------|------------|---|----|-------|
| BACK STYLE | 1 | Highback | • | - |
| CONTROL | 40 | Synchronized Tilt (ST) | • | - |
| ARM | NA | No Arm | • | - |
| | CA | Conference Arm (AW not applicable) | • | \$135 |
| | T2 | Task 2 Arm (Available with AWK or AWL) | • | \$110 |
| | 4D | 4 Dimensional Arm (Available with AWK or AWL) | • | \$130 |
| | MF | Multi-Functional Arm (width adjustment incl.) | • | \$158 |
| ARM PAD (Conference Arm Only) | P1 | Black Polyurethane | • | - |
| | BA | Black Leather | | \$50 |
| | C1 | Upholstered Cap (add 0.25 yds) | | \$50 |
| OPTIONS | AWK | Adjustable Width Bracket (Knob) | • | \$30 |
| | AWL | Adjustable Width Bracket (Lever) | • | \$40 |
| | AB | Aluminum Base with 65mm (2.5") Carpet Casters* | • | \$65 |
| | LH | 65mm (2.5") Dual Surface Casters | • | \$32 |
| | P | Pressure Braking Casters* | • | \$60 |
| | RP | Reverse Pressure Braking Casters** | • | \$112 |
| | OHC | OH Carpet Casters [adjustable] | • | \$63 |
| | OHH | OH Dual Surface Casters [adjustable] | • | \$95 |
| | SS | Seat Slider | • | \$85 |
| | LS | Low Seat Height with 5" Travel*** | • | \$53 |
| | CL | CAL TB133 | | \$150 |
| FREIGHT OPTIONS | KD | Knocked Down | | - |
| | BW | Blanket Wrapped - Fully Assembled [25 Unit Minimum] | | \$55 |
| | FA | Fully Assembled in Carton [25 Unit Minimum] | | \$75 |
| FREIGHT REQUIREMENTS | AS | Allseating Standard | | - |
| | FQ | Special Freight Instructions (Call for Quote) | | VAR |
| | GD | Guaranteed Delivery Date and Time (Call for Quote) | | VAR |

TO ORDER SIMPLY FILL IN THE BLANKS

| | | | | | | | | | | | | | | |
|--|---|-------------------|---|----------------|---|------------|---|----------------|---|--|---|-----------------------|---|-----------------------------|
| 92 | - | 1 | - | 40 | - | | - | | - | | - | | - | |
| SERIES | | BACK STYLE | | CONTROL | | ARM | | ARM PAD | | OPTIONS For additional options separate with (-) hyphen. | | FREIGHT OPTION | | FREIGHT REQUIREMENTS |
| FABRIC CODE Please refer to allseating.com for fabric codes. | | | | | | | | | | | | | | |

INFO
PILLOWS
ASTUTE
ATLES
CHIROFORM
DONE
EIGHTY TWO
ENTAIL
EXCHANGE
FLUID
FOSTER
HALSA
INERTIA
JIF
L1
LEVO
MANTRA
MULTI
PRATA
PRESTO
RAINBOW
RAY
REQUISITE
THERAPOD
TUCK
YOU
ZIP



ZIP® UPHOLSTERED STOOL

DESIGN | ALLSEATING
GSA SIN | 33721

BASE PRICE | \$730
92019-NA

| Grade 1 | Grade 2/COM | Grade 3 | Grade 4/COL | Grade 5 | Grade 6 | Grade 7 | Grade 8 | Leather 1 | Leather 2 | Leather 3 |
|---------|-------------|---------|-------------|---------|---------|---------|---------|-----------|-----------|-----------|
| \$730 | \$772 | \$799 | \$835 | \$867 | \$922 | \$985 | \$1,056 | \$1,209 | \$1,278 | \$1,483 |

FEATURES

- 8" cylinder
- Composite base
- Upholstered seat and back
- Task arm adjustable 3" height (width adjustment optional)
- For arm features and travel specifications, see page 16
- Carpet casters
- Includes height adjustable foot ring

DIMENSIONS

- Overall [Basic Stool]: 43"- 50.5"H | 28"W | 28"D
- Seat [Basic Stool]: 21"- 28.5"H | 19"W | 19"D
- Overall [10" Stool]: 43.25"-53.25"H | 28"W | 28"D
- Seat [10" Stool]: 21.5"-31.5"H | 19"W | 19"D
- Back: 21.5"H | 19.5"D
- COM: 2.0 yds

NOTES

- Ships knocked down.
- For BW and FA freight options minimum quantities apply, please check with Sales Support for details.
- Tension is adjustable on OHC and OHH casters to accommodate various surfaces
- All other features are dependant on the control specified. Please refer to Control Choice on page 8 for full description of available features.
- This product meets the requirements set forth in ANSI-BIFMA X5.1-2011 and is warranted for users up to 350 lbs.
- *Dimensions are dependant on options selected. Product can be configured to comply with BIFMA G1-2002 Guidelines.

| SERIES | 92 | ZIP | QS | \$ |
|--------------------------------------|------------|--|----|-------|
| BACK STYLE | 0 | Midback | • | - |
| CONTROL | 19 | Basic Stool (B2) | • | - |
| ARM | NA | No Arm | • | - |
| | CA | Conference Arm (AW not applicable) | • | \$135 |
| | T2 | Task 2 Arm (Available with AWK or AWL) | • | \$110 |
| | 4D | 4 Dimensional Arm (Available with AWK or AWL) | • | \$130 |
| | MF | Multi-Functional Arm | • | \$158 |
| ARM PAD (Conference Arm Only) | P1 | Black Polyurethane | • | - |
| | BA | Black Leather | | \$50 |
| | C1 | Upholstered Cap (add 0.25 yds) | | \$50 |
| OPTIONS | AWL | Adjustable Width Bracket (Lever) | • | \$40 |
| | H | Dual Surface Casters [10" Stool Only] | • | \$30 |
| | LH | Dual Surface Casters [8" Stool Only] | • | \$32 |
| | G | Glides [10" Stool Only] | • | \$30 |
| | P | Pressure Braking Casters* | • | \$60 |
| | RP | Reverse Pressure Braking Casters** | • | \$112 |
| | OHC | OH Carpet Casters [adjustable 8" Stool Only] | • | \$63 |
| | OHH | OH Dual Surface Casters [adjustable 8" Stool Only] | • | \$95 |
| | 10 | 10" Stool Package | • | \$36 |
| | ZES | Ergonomic Small Seat (15.5" x 19") | • | - |
| | CL | CAL TB133 | | \$150 |
| | AB | Aluminum Base [8" Stool Only] | • | \$65 |
| FREIGHT OPTIONS | KD | Knocked Down | | - |
| | BW | Blanket Wrapped - Fully Assembled [25 Unit Minimum] | | \$55 |
| | FA | Fully Assembled in Carton [25 Unit Minimum] | | \$75 |
| FREIGHT REQUIREMENTS | AS | Allseating Standard | | - |
| | FQ | Special Freight Instructions (Call for Quote) | | VAR |
| | GD | Guaranteed Delivery Date and Time (Call for Quote) | | VAR |
| | GD | Guaranteed Delivery Date and Time (Call for Quote) | | VAR |

TO ORDER SIMPLY FILL IN THE BLANKS

| | | | | | | | | | | | | | | |
|---------------|---|-------------------|---|----------------|---|------------|---|----------------|---|--|---|-----------------------|---|--|
| 92 | - | 0 | - | 19 | - | | - | | - | | - | | - | |
| SERIES | | BACK STYLE | | CONTROL | | ARM | | ARM PAD | | OPTIONS For additional options separate with (-) hyphen. | | FREIGHT OPTION | | FREIGHT REQUIREMENTS |
| | | | | | | | | | | | | | | FABRIC CODE Please refer to allseating.com for fabric codes. |

INFO
PILLOWS
ASTUTE
ARTES
CHIROFORM
DOME
EIGHTY TWO
ENTAIL
EXCHANGE
FLUID
FOSTER
HALSA
INERTIA
JIF
L1
LEVO
MANTRA
MULTI
PRATA
PRESTO
RAINBOW
RAY
REQUEST
THERAPOD
TUCK
YOU
ZIP



ZIP[®] MESH

DESIGN | ALLSEATING
GSA SIN | 33721

BASE PRICE | \$670

95040-NA

| Grade 1 | Grade 2/ COM | Grade 3 | Grade 4/COL | Grade 5 | Grade 6 | Grade 7 | Grade 8 | Leather 1 | Leather 2 | Leather 3 |
|---------|-----------------|---------|-------------|---------|---------|---------|---------|-----------|-----------|-----------|
| \$670 | \$698 | \$716 | \$740 | \$761 | \$798 | \$840 | \$887 | \$989 | \$1,035 | \$1,172 |

FEATURES

- 3.5" cylinder
- Nylon base
- Task arm adjustable 3" height (width adjustment optional)
- For arm features and travel specifications, see page 16
- Carpet casters
- 24|7 Warranty offered with T2, arms and Seat Slider. For more details see page 17

DIMENSIONS

- Overall: 38.5" - 42"H | 28"W | 28"D
- Seat: 16.25" - 19.75"H | 19"W | 19"D
- Back: 21"H | 19.5"W
- COM: 0.75 yds.

NOTES

- Ships knocked down.
- For BW and FA freight options, minimum quantities apply, please check with Sales Support for details
- Tension is adjustable on OHC and OHH casters to accommodate various surfaces
- All other features are dependant on the control specified. Please refer to Control Choice on page 8 for full description of available features.
- This product meets the requirements set forth in ANSI-BIFMA X5.1-2011 and is warranted for users up to 350 lbs.
- *Dimensions are dependant on options selected. Product can be configured to comply with BIFMA G1-2002 Guidelines.
- If requiring a 3" seat slider, please specify with code SE rather than SS.
- ***Composite base and matching casters will be substituted if these when LS option is selected. LS option not available when HAB/LC/LH are selected.
- For mesh model code see page 22.

| SERIES | 95 | Zip | QS | \$ |
|---|------------|---|----|-------|
| BACK STYLE | 0 | Midback | • | - |
| CONTROL | 40 | Synchronized Tilt (ST) | • | - |
| ARM | NA | No Arm | • | - |
| | CA | Conference Arm (AW not applicable) | • | \$135 |
| | T2 | Task 2 Arm (Available with AWK or AWL) | • | \$110 |
| | 4D | 4 Dimensional Arm (Available with AWK or AWL) | • | \$130 |
| | MF | Multi-Functional Arm (width adjustment incl.) | • | \$158 |
| ARM PAD (Conference Arm Only) | P1 | Black Polyurethane | • | - |
| | BA | Black Leather | | \$50 |
| | C1 | Upholstered Cap (add 0.25 yds) | | \$50 |
| BACK MESH (see page 22 for mesh model code) | M2 | M2 Mesh | | \$126 |
| | M3 | M3 Mesh | | \$126 |
| | M4 | M4 Mesh | | \$126 |
| | M8 | M8 Mesh | • | - |
| OPTIONS | AWK | Adjustable Width Bracket (Knob) | • | \$30 |
| | AWL | Adjustable Width Bracket (Lever) | • | \$40 |
| | AB | Aluminum Base with 65mm (2.5") Carpet Casters* | • | \$65 |
| | LH | 65mm (2.5") Dual Surface Casters | • | \$32 |
| | P | Pressure Braking Casters* | • | \$60 |
| | RP | Reverse Pressure Braking Casters** | • | \$112 |
| | OHC | OH Carpet Casters [adjustable] | • | \$63 |
| | OHH | OH Dual Surface Casters [adjustable] | • | \$95 |
| | SS | Seat Slider | • | \$85 |
| | ZES | Ergonomic Small Seat (15.5" x 19") | • | - |
| | LS | Low Seat Height with 5" Travel*** | • | \$53 |
| | CL | CAL TB133 | | \$95 |
| FREIGHT OPTIONS | KD | Knocked Down | | - |
| | BW | Blanket Wrapped - Fully Assembled [25 Unit Minimum] | | \$55 |
| | FA | Fully Assembled in Carton [25 Unit Minimum] | | \$75 |
| FREIGHT REQUIREMENTS | AS | Allseating Standard | | - |
| | FQ | Special Freight Instructions (Call for Quote) | | VAR |
| | GD | Guaranteed Delivery Date and Time (Call for Quote) | | VAR |

TO ORDER SIMPLY FILL IN THE BLANKS

| | | | | | | | | | | | | | | | | | |
|---------------|---|-------------------|---|----------------|---|------------|---|----------------|---|------------------|---|--|---|-----------------------|---|-----------------------------|--|
| 95 | - | 0 | - | 40 | - | | - | | - | | - | | - | | - | | |
| SERIES | | BACK STYLE | | CONTROL | | ARM | | ARM PAD | | BACK MESH | | OPTIONS | | FREIGHT OPTION | | FREIGHT REQUIREMENTS | FABRIC CODE |
| | | | | | | | | | | | | For additional options separate with (-) hyphen. | | | | | Please refer to allseating.com for fabric codes. |

INFO
PILLOWS
ASTUTE
ARLES
CHAIRFORM
DONE
EIGHTY TWO
ENTAIL
EXCHANGE
FLUID
FOSTER
HALSA
INERTIA
JIF
L1
LEVO
MANTRA
MULTI
PRATA
PRESTO
RAINBOW
RAY
REQUEST
THERAPOD
TUCK
YOU
ZIP



ZIP[®] MESH STOOL

DESIGN | ALLSEATING
GSA SIN | 33721

BASE PRICE | \$730

95019-NA

| Grade 1 | Grade 2/ COM | Grade 3 | Grade 4/COL | Grade 5 | Grade 6 | Grade 7 | Grade 8 | Leather 1 | Leather 2 | Leather 3 |
|---------|-----------------|---------|-------------|---------|---------|---------|---------|-----------|-----------|-----------|
| \$730 | \$758 | \$776 | \$800 | \$821 | \$858 | \$900 | \$947 | \$1,050 | \$1,095 | \$1,232 |

FEATURES

- 8" cylinder
- Composite base
- Task arm adjustable 3" height (width adjustment optional)
- For arm features and travel specifications, see page 16
- Carpet casters
- Includes height adjustable foot ring

DIMENSIONS

- Overall [Basic Stool]: 42.75" - 50"H | 28"W | 28"D
- Seat [Basic Stool]: 21" - 28.25"H | 19"W | 19"D
- Overall [10" Stool]: 43.25" - 53.25"H | 28"W | 28"D
- Seat [10" Stool]: 21.5" - 31.5"H | 19"W | 19"D
- Back: 21"H | 19.5"W
- COM: 1.0 yds.

NOTES

- Ships knocked down.
- For BW and FA freight options, minimum quantities apply, please check with Sales Support for details
- Tension is adjustable on OHC and OHH casters to accommodate various surfaces
- All other features are dependant on the control specified. Please refer to Control Choice on page ?? to ?? for full description of available features.
- This product meets the requirements set forth in ANSI-BIFMA X5.1-2011 and is warranted for users up to 350 lbs.
- "Dimensions are dependant on options selected. Product can be configured to comply with BIFMA G1-2002 Guidelines.
- For mesh model code see page 22.

| SERIES | 95 | Zip | QS | \$ |
|---|---|--|--------------------|-------|
| BACK STYLE | 0 | Midback | • | - |
| CONTROL | 19 | Basic Stool (B2) | • | - |
| ARM | NA | No Arm | • | - |
| | CA | Conference Arm (AW not applicable) | • | \$135 |
| | T2 | Task 2 Arm (Available with AWK or AWL) | • | \$110 |
| | 4D | 4 Dimensional Arm (Available with AWK or AWL) | • | \$130 |
| | MF | Multi-Functional Arm | • | \$158 |
| | ARM PAD (Conference Arm Only) | P1 | Black Polyurethane | • |
| BA | | Black Leather | | \$50 |
| C1 | | Upholstered Cap (add 0.25 yds) | | \$50 |
| BACK MESH (see page 22 for mesh model code) | M2 | M2 Mesh | | \$126 |
| | M3 | M3 Mesh | | \$126 |
| | M4 | M4 Mesh | | \$126 |
| | M8 | M8 Mesh | • | - |
| OPTIONS | AWL | Adjustable Width Bracket (Lever) | • | \$40 |
| | H | Dual Surface Casters [10" Stool Only] | • | \$30 |
| | LH | Dual Surface Casters [8" Stool Only] | • | \$32 |
| | G | Glides [10" Stool Only] | • | \$30 |
| | P | Pressure Braking Casters* | • | \$60 |
| | RP | Reverse Pressure Braking Casters** | • | \$112 |
| | OHC | OH Carpet Casters [adjustable 8" Stool Only] | • | \$63 |
| | OHH | OH Dual Surface Casters [adjustable 8" Stool Only] | • | \$95 |
| | 10 | 10" Stool Package | • | \$36 |
| | ZES | Ergonomic Small Seat (15.5" x 19") | • | - |
| | CL | CAL TB133 | | \$95 |
| | AB | Aluminum Base [8" Stool Only] | | \$65 |
| FREIGHT OPTIONS | KD | Knocked Down | | - |
| | BW | Blanket Wrapped - Fully Assembled [25 Unit Minimum] | | \$55 |
| | FA | Fully Assembled in Carton [25 Unit Minimum] | | \$75 |
| FREIGHT REQUIREMENTS | AS | Allseating Standard | | - |
| | FQ | Special Freight Instructions (Call for Quote) | | VAR |
| | GD | Guranteed Delivery Date and Time (Call for Quote) | | VAR |

TO ORDER SIMPLY FILL IN THE BLANKS

| | | | | | | | | | | | | | | | | | |
|---------------|---|-------------------|---|----------------|---|------------|---|----------------|---|------------------|---|--|---|-----------------------|---|-----------------------------|--|
| 95 | - | 0 | - | 19 | - | | - | | - | | - | | - | | - | | |
| SERIES | | BACK STYLE | | CONTROL | | ARM | | ARM PAD | | BACK MESH | | OPTIONS For additional options separate with (-) hyphen. | | FREIGHT OPTION | | FREIGHT REQUIREMENTS | FABRIC CODE Please refer to allseating.com for fabric codes. |

INFO
PILLOWS
ASTUTE
ARTES
CHIROFORM
DONE
EIGHTY TWO
ENTAIL
EXCHANGE
FLUID
FOSTER
HALSA
INERTIA
JIF
L1
LEVO
MANTRA
MULTI
PRATA
PRESTO
RAINBOW
RAY
REQUEST
THERAPOD
TUCK
YOU
ZIP



ZIP[®] MESH GUEST

DESIGN | ALLSEATING
GSA SIN | 33721

BASE PRICE | \$475

95054-NA

| Grade 1 | Grade 2/ COM | Grade 3 | Grade 4/COL | Grade 5 | Grade 6 | Grade 7 | Grade 8 | Leather 1 | Leather 2 | Leather 3 |
|---------|-----------------|---------|-------------|---------|---------|---------|---------|-----------|-----------|-----------|
| \$475 | \$496 | \$510 | \$528 | \$543 | \$571 | \$603 | \$638 | \$715 | \$749 | \$852 |

FEATURES

- Black mesh back
- Upholstered seat
- Black non-marring glides
- Wall-saving designed frame

DIMENSIONS

- Overall NA: 34.75"H | 19.25"W | 19.25"D
- Overall WA: 34.75"H | 23.25"W | 19.25"D
- Seat: 17.5"H | 19.25"W | 19"D
- Back: 21"H | 19"W
- COM: 1.0 yd.

| SERIES | 95 | Zip | QS | \$ |
|--|-----|--|----|------|
| BACK STYLE | 0 | Midback | • | - |
| LEG | 54 | 4 Leg | • | - |
| ARM | NA | No Arm | • | - |
| | WA | With Arm | • | \$45 |
| ARM / FRAME FINISH | BK | Black | • | - |
| | SIL | Silver | • | - |
| | CM | Chrome | | \$85 |
| BACK MESH (see page 22 for mesh model code) | M2 | M2 Mesh | | \$63 |
| | M3 | M3 Mesh | | \$63 |
| | M4 | M4 Mesh | | \$63 |
| | M8 | M8 Mesh | • | - |
| FREIGHT OPTIONS | FA | Fully Assembled [25 Unit Minimum] | • | - |
| | BW | Blanket Wrapped Fully Assembled (25 unit minimum) | | \$25 |
| FREIGHT REQUIREMENTS | AS | Allseating Standard | | - |
| | FQ | Special Freight Instructions (Call for Quote) | | VAR |
| | GD | Guaranteed Delivery Date and Time (Call for Quote) | | VAR |

NOTES

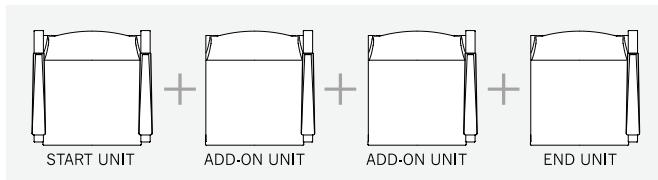
- Ships fully assembled in a carton
- Stacks 2 on the floor.
- For BW freight, minimum quantities apply, please check with Sales Support for details
- This product meets the requirements set forth in ANSI-BIFMA X5.1-2011 and is warranted for users up to 350 lbs.
- Dimensions are dependant on options selected. Product can be configured to comply with BIFMA G1-2002 Guidelines.
- For mesh model code see page 22.

TO ORDER SIMPLY FILL IN THE BLANKS

| | | | | | | | | | |
|--------|------------|-----|-----|---------|--------------|-----------|----------------|----------------------|---|
| 95 | 0 | 54 | | | | | | | |
| SERIES | BACK STYLE | LEG | ARM | ARM PAD | FRAME FINISH | BACK MESH | FREIGHT OPTION | FREIGHT REQUIREMENTS | FABRIC CODE Please refer to allseating.com for fabric codes. |

INFO
PILLOWS
ASTUTE
ARTES
CHIROFORM
DONE
EIGHTY TWO
ENTAIL
EXCHANGE
FLUID
FOSTER
HALSA
INERTIA
JIF
L1
LEVO
MANTRA
MULTI
PRATA
PRESTO
RAINBOW
RAY
REQUISITE
THERAPOD
TUCK
YOU
ZIP

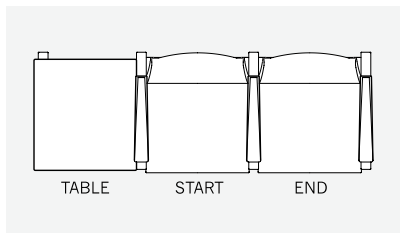
HOW TO LINK FOSTER® CHAIRS AND TABLES



When configuring a table, the adjacent chairs must be a Start Unit, End Unit, or Stand Alone unit. Do not configure Add-ons beside any table (Linking Leg feature will be exposed). Specify Left to Right.

SAMPLE CONFIGURATION 1

Standard Tandem Guest; Poly Armcaps



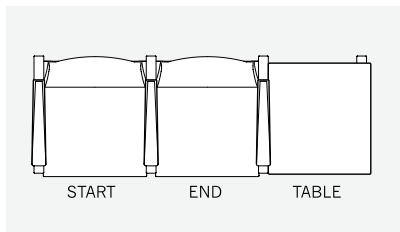
| | | |
|----------|--------------------------------|---------|
| F4X04 | Foster End Table Right | \$695 |
| F0017-OA | Foster Guest Tandem Start Unit | \$1,060 |
| F0019-OA | Foster Guest Tandem End Unit | \$912 |

Total: \$2,667

(Please Note: List price shown are for Std Gr.1/COM; Uph. Back with Std. Finish).

SAMPLE CONFIGURATION 2

Standard Tandem Guest; Poly Armcaps



| | | |
|----------|--------------------------------|---------|
| F0017-OA | Foster Guest Tandem Start Unit | \$1,060 |
| F0019-OA | Foster Guest Tandem End Unit | \$912 |
| F4X03 | Foster End Table Left | \$630 |

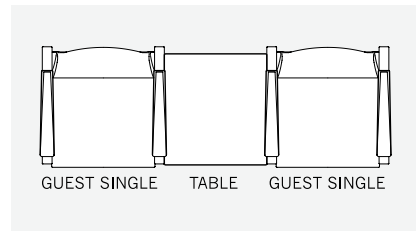
Total: \$2,602

(Please Note: List price shown are for Std Gr.1/COM; Uph. Back with Std. Finish).

IMPORTANT NOTE: TO ENSURE PROPER CONFIGURATION PLEASE PROVIDE A LAY-OUT DRAWING WITH YOUR PURCHASE ORDER.

SAMPLE CONFIGURATION 3

Standard Tandem Guest; Poly Armcaps



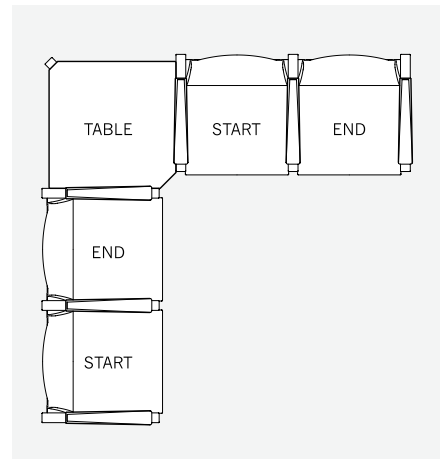
| | | |
|----------|-----------------------|---------|
| F0010-OA | Foster Guest Single | \$1,060 |
| F4X05 | Foster In-Table Right | \$620 |
| F0010-OA | Foster Guest Single | \$1,060 |

Total: \$2,740

(Please Note: List price shown are for Std Gr.1/COM; Uph. Back with Std. Finish).

SAMPLE CONFIGURATION 4

Standard Tandem Guest; Poly Armcaps

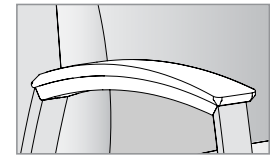


| | | |
|----------|--------------------------------|---------|
| F0017-OA | Foster Guest Tandem Start Unit | \$1,060 |
| F0019-OA | Foster Guest Tandem End Unit | \$912 |
| F4X06 | Foster Corner Table | \$890 |
| F0017-OA | Foster Guest Tandem Start Unit | \$1,060 |
| F0019-OA | Foster Guest Tandem End Unit | \$912 |

Total: \$4,834

(Please Note: List price shown are for Std Gr.1/COM; Uph. Back with Std. Finish).

FOSTER® REPLACEMENT PARTS ARM CAPS



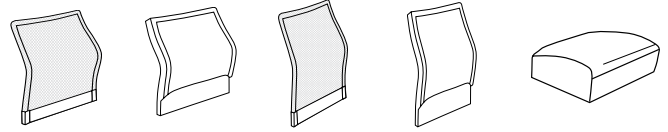
PATIENT AND GUEST

| Description | Applications | Model Code | \$ List Price |
|---|---|------------|---------------|
| Foster Replacement Arm - Hard Rock Maple | Single; Rocker; Sled; Easy Access; Tandem -Double; Tandem -Triple; Start Unit; Add-On; End Unit | FG-ARM-HRM | \$135 ea. |
| Foster Replacement Arm - Candlelight | Single; Rocker; Sled; Easy Access; Tandem -Double; Tandem -Triple; Start Unit; Add-On; End Unit | FG-ARM-CAN | \$135 ea. |
| Foster Replacement Arm - Rustic Cherry | Single; Rocker; Sled; Easy Access; Tandem -Double; Tandem -Triple; Start Unit; Add-On; End Unit | FG-ARM-RC | \$135 ea. |
| Foster Replacement Arm - Summer Flame | Single; Rocker; Sled; Easy Access; Tandem -Double; Tandem -Triple; Start Unit; Add-On; End Unit | FG-ARM-SF | \$135 ea. |
| Foster Replacement Arm - Cherry Blossom | Single; Rocker; Sled; Easy Access; Tandem -Double; Tandem -Triple; Start Unit; Add-On; End Unit | FG-ARM-CB | \$135 ea. |
| Foster Replacement Arm - Chocolate Pear | Single; Rocker; Sled; Easy Access; Tandem -Double; Tandem -Triple; Start Unit; Add-On; End Unit | FG-ARM-CP | \$135 ea. |
| Foster Replacement Arm - Black Polyurethane | Single; Rocker; Sled; Easy Access; Tandem -Double; Tandem -Triple; Start Unit; Add-On; End Unit | FG-ARM-BK | \$85 ea. |
| Foster Replacement Arm - Grey Polyurethane | Single; Rocker; Sled; Easy Access; Tandem -Double; Tandem -Triple; Start Unit; Add-On; End Unit | FG-ARM-GR | \$85 ea. |
| Foster Replacement Arm - Taupe Polyurethane | Single; Rocker; Sled; Easy Access; Tandem -Double; Tandem -Triple; Start Unit; Add-On; End Unit | FG-ARM-TP | \$85 ea. |

LOUNGE

| Description | Applications | Model Code | \$ List Price |
|--|------------------------|------------|---------------|
| Foster Lounge Replacement Arm - Hard Rock Maple | Single; Double; Triple | FL-ARM-HRM | \$135 ea. |
| Foster Lounge Replacement Arm - Candlelight | Single; Double; Triple | FL-ARM-CAN | \$135 ea. |
| Foster Lounge Replacement Arm - Rustic Cherry | Single; Double; Triple | FL-ARM-RC | \$135 ea. |
| Foster Lounge Replacement Arm - Summer Flame | Single; Double; Triple | FL-ARM-SF | \$135 ea. |
| Foster Lounge Replacement Arm - Cherry Blossom | Single; Double; Triple | FL-ARM-CB | \$135 ea. |
| Foster Lounge Replacement Arm - Chocolate Pear | Single; Double; Triple | FL-ARM-CP | \$135 ea. |
| Foster Lounge Replacement Arm - Black Polyurethane | Single; Double; Triple | FL-ARM-BK | \$95 ea. |
| Foster Lounge Replacement Arm - Grey Polyurethane | Single; Double; Triple | FL-ARM-GR | \$95 ea. |
| Foster Lounge Replacement Arm - Taupe Polyurethane | Single; Double; Triple | FL-ARM-TP | \$95 ea. |

FOSTER® REPLACEMENT PARTS COVERS



| Description | Applications | Model Code | Grade 1 | Grade 2/COM | Grade 3 | Grade 4/COL | Grade 5 | Grade 6 | Grade 7 | Grade 8 | Leather 1 | Leather 2 | Leather 3 |
|--|---|----------------------|---------|-------------|---------|-------------|---------|---------|---------|---------|-----------|-----------|-----------|
| | | | | | | | | | | | | | |
| MIDBACK COVERS - MESH | | | | | | | | | | | | | |
| Mesh Midback (Mesh Style) Cover | Single; Easy Access; Tandem -Double; Tandem -Triple; Start Unit; Add-On; End Unit | BC-F00 (Mesh Style) | | | \$120 | | | | | | | | |
| Mesh Midback Wide (Mesh Style) Cover | Single; Start Unit; Add-On; End Unit | BC-F02 (Mesh Style) | | | \$125 | | | | | | | | |
| Mesh Midback Plus (Mesh Style) Cover | Single; Start Unit; Add-On; End Unit | BC-F04 (Mesh Style) | | | \$130 | | | | | | | | |
| MIDBACK COVERS - UPHOLSTERED | | | | | | | | | | | | | |
| Upholstered Midback (Fabric Code) Cover | Single; Easy Access; Tandem -Double; Tandem -Triple; Start Unit; Add-On; End Unit | BC-F10 (Fabric Code) | \$80 | \$129 | \$161 | \$203 | \$239 | \$304 | \$378 | \$460 | \$639 | \$719 | \$959 |
| Upholstered Midback Wide (Fabric Code) Cover | Single; Start Unit; Add-On; End Unit | BC-F12 (Fabric Code) | \$85 | \$141 | \$177 | \$225 | \$267 | \$341 | \$425 | \$519 | \$724 | \$815 | \$1,089 |
| Upholstered Midback Plus (Fabric Code) Cover | Single; Start Unit; Add-On; End Unit | BC-F14 (Fabric Code) | \$90 | \$160 | \$205 | \$265 | \$318 | \$410 | \$515 | \$633 | \$889 | \$1,003 | \$1,345 |
| Lounge Upholstered Midback (Fabric Code) Cover | Single; Settee (Double); Sofa | BC-F20 (Fabric Code) | \$85 | \$113 | \$131 | \$155 | \$176 | \$213 | \$255 | \$302 | \$405 | \$450 | \$587 |
| Lounge Midback Plus | Single Plus | BC-F (Fabric Code) | \$90 | \$125 | \$148 | \$178 | \$204 | \$250 | \$303 | \$361 | \$489 | \$546 | \$718 |
| HIGHBACK COVERS - MESH | | | | | | | | | | | | | |
| Mesh Highback (Mesh Style) Cover | Single; Rocker; Sled | BC-F01 | | | \$160 | | | | | | | | |
| Mesh Highback Wide (Mesh Style) Cover | Single | BC-F03 (Mesh Style) | | | \$170 | | | | | | | | |
| Mesh Highback +Plus (Mesh Style) Cover | Single | BC-F05 (Mesh Style) | | | \$180 | | | | | | | | |
| HIGHBACK COVERS - UPHOLSTERED | | | | | | | | | | | | | |
| Upholstered Highback (Fabric Code) Cover | Single; Rocker; Sled | BC-F11 (Fabric Code) | \$90 | \$139 | \$171 | \$213 | \$249 | \$314 | \$388 | \$470 | \$649 | \$729 | \$969 |
| Upholstered Highback Wide Single Cover (Fabric Code) | Single; Start Unit; Add-On; End Unit | BC-F13 (Fabric Code) | \$95 | \$151 | \$187 | \$235 | \$277 | \$351 | \$435 | \$529 | \$734 | \$825 | \$1,099 |
| Upholstered Highback Plus Cover (Fabric Code) | Single | BC-F15 (Fabric Code) | \$100 | \$170 | \$215 | \$275 | \$328 | \$420 | \$525 | \$643 | \$899 | \$1,013 | \$1,355 |
| SEAT COVERS | | | | | | | | | | | | | |
| Standard Seat Cover (Fabric Code) | Single; Rocker; Sled; Easy Access; Tandem-Double; Tandem-Triple; Start Unit; Add-On; End Unit | SC-STD (Fabric Code) | \$80 | \$108 | \$126 | \$150 | \$171 | \$208 | \$250 | \$297 | \$400 | \$445 | \$582 |
| Wide Seat Cover (Fabric Code) | Single; Tandem-Double; Tandem-Triple; Start Unit; Add-On; End Unit | SC-WID (Fabric Code) | \$85 | \$117 | \$138 | \$166 | \$190 | \$232 | \$281 | \$335 | \$452 | \$505 | \$662 |
| Guest + Lounge Plus Seat Cover (Fabric Code) | Single; Tandem-Double; Tandem-Triple; Start Unit; Add-On; End Unit | SC-BAR (Fabric Code) | \$90 | \$125 | \$148 | \$178 | \$204 | \$250 | \$303 | \$361 | \$489 | \$546 | \$718 |
| Lounge Seat Cover (Fabric Code) | Single; Settee (Double); Sofa | SC-LOU (Fabric Code) | \$85 | \$113 | \$131 | \$155 | \$176 | \$213 | \$255 | \$302 | \$405 | \$450 | \$587 |
| Lounge Plus Seat Cover | Single Plus | SC-L (Fabric Code) | \$90 | \$125 | \$148 | \$178 | \$204 | \$250 | \$303 | \$361 | \$489 | \$546 | \$718 |

EXCHANGE[®] AND HALSA[®] REPLACEMENT COVERS

| Description | Applications | Model Code | Grade 1 | Grade 2/COM | Grade 3 | Grade 4/COL | Grade 5 | Grade 6 | Grade 7 | Grade 8 | Leather 1 | Leather 2 | Leather 3 |
|------------------------------------|---|----------------|---------|-------------|---------|-------------|---------|---------|---------|---------|-----------|-----------|-----------|
| EXCHANGE[®] COVERS | | | | | | | | | | | | | |
| Standard Back | All models except ottoman | EBC-S | \$80 | \$129 | \$161 | \$203 | \$239 | \$304 | \$378 | \$460 | \$639 | \$719 | \$959 |
| Corner Back | L-Shape and U-Shape | EBC-C | \$160 | \$258 | \$321 | \$405 | \$479 | \$608 | \$755 | \$920 | \$1,278 | \$1,438 | \$1,917 |
| Standard Seat | Must specify Standard, Corner, End or Ottoman | ESC-X | \$80 | \$129 | \$161 | \$203 | \$239 | \$304 | \$378 | \$460 | \$639 | \$719 | \$959 |
| Low Wide Arm | Must specify Left, Right or Centre Mounting, Power and Laminate (if applicable) | EAC-(L/R/C)-LW | \$80 | \$136 | \$172 | \$220 | \$262 | \$336 | \$420 | \$514 | \$719 | \$810 | \$1,084 |
| Low Narrow Arm | Must specify Left, Right or Centre Mounting, Power and Laminate (if applicable) | EAC-(L/R/C)-LN | \$60 | \$116 | \$152 | \$200 | \$242 | \$316 | \$400 | \$494 | \$699 | \$790 | \$1,064 |
| High Wide Arm | Must specify Left, Right or Centre Mounting, Power and Laminate (if applicable) | EAC-(L/R/C)-HW | \$90 | \$146 | \$182 | \$230 | \$272 | \$346 | \$430 | \$524 | \$729 | \$820 | \$1,094 |
| High Narrow Arm | Must specify Left, Right or Centre Mounting, Power and Laminate (if applicable) | EAC-(L/R/C)-HN | \$80 | \$136 | \$172 | \$220 | \$262 | \$336 | \$420 | \$514 | \$719 | \$810 | \$1,084 |
| HALSA[®] COVERS | | | | | | | | | | | | | |
| Standard Midback Cover | All models with exception of Highback, Plus and Love Seat | | \$80 | \$129 | \$161 | \$203 | \$239 | \$304 | \$378 | \$460 | \$639 | \$719 | \$959 |
| Highback Cover | Patient/Highback Guest | | \$90 | \$146 | \$182 | \$230 | \$272 | \$346 | \$430 | \$524 | \$729 | \$820 | \$1,094 |
| Plus Back Cover | Plus Guest | | \$90 | \$160 | \$205 | \$265 | \$318 | \$410 | \$515 | \$633 | \$889 | \$1,003 | \$1,345 |
| Standard Seat Cover | All models with exception of Love Seat | | \$80 | \$108 | \$126 | \$150 | \$171 | \$208 | \$250 | \$297 | \$400 | \$445 | \$582 |
| Plus Seat Cover | All models with exception of Love Seat | | \$80 | \$112 | \$133 | \$161 | \$185 | \$227 | \$276 | \$330 | \$447 | \$500 | \$657 |
| LoveSeat Seat Cover | Love Seat | | \$105 | \$140 | \$163 | \$193 | \$219 | \$265 | \$318 | \$376 | \$504 | \$561 | \$733 |
| LoveSeat Back Cover | Love Seat | | \$105 | \$175 | \$220 | \$280 | \$333 | \$425 | \$530 | \$648 | \$904 | \$1,018 | \$1,360 |

CONDITIONS OF SALE

PRICING

Allseating reserves the right to change published prices without notice. Prices in effect at the time of the order acceptance shall apply. All applicable taxes are extra. All prices in this catalog are list. All sales are in US dollars unless both the Sold To and Ship To addresses are both located in Canada, in which case, sales are in Canadian dollars.

ORDER ACCEPTANCE

Orders will be accepted through all authorized Allseating Dealers upon issuance of a written purchase order on letterhead or purchase order of the customer being invoiced. Faxed orders or orders by email (orders@allseating.com) are acceptable, as well as digital orders such as SIF or XLM, no verbal orders will be accepted. All purchase orders must contain a valid signature.

ORDER CANCELLATION

Orders which have been acknowledged are considered firm. In the event a cancellation request is accepted by Allseating, restocking charges may be incurred up to 100% of the order depending on the stage of production.

CREDIT TERMS

Terms are net 30 days O.A.C. Terms are subject to change and review based upon performance. Customers are required to provide a completed signed Dealer Application for the purpose of updating or setting up an account. All payments should be made to Allseating.

PACKAGING AND SHIPPING

As a standard, all products are shipped in knocked down condition, in a box.

ASSEMBLED CHAIRS

On special request and at an upcharge, chairs may be shipped assembled (except base and cylinder). For assembled and fully assembled blanket wrapped products, contact customer service for details. Please note that minimum quantity guidelines will apply.

SPECIFICATIONS

Allseating reserves the right to institute changes to materials, specifications and designs, or to discontinue models at any time. Images and line drawings featured in the catalog may not reflect the current product offering. Components are subject to change at Allseating's discretion.

FREIGHT POLICY

Allseating reserves the right to use its own or commercial carriers for the "best way" to ship, at its sole discretion. Normal delivery is dock to dock.

Special requests such as inside delivery, specific delivery

dates and times, residential delivery, etc. are subject to additional charges. All additional charges will be the responsibility of the consignee.

Allseating reserves the right to charge for freight services over and above standard "best way" delivery. Delivered pricing is based on shipment to the 48 U.S. contiguous states and Canada excluding N.W.T., YK, and NU. For shipments to other destinations, we reserve the right to add a surcharge.

LOSS / DAMAGE LIABILITY

Every effort is undertaken to effect secure packaging; however, our liability ends when the carrier issues a clear receipt acknowledging that the shipment has been received in good condition. The carrier is then liable for loss or delay or damage. Signing for a shipment without noting damage or deficiencies absolves Allseating of further responsibility and a freight claim will have to be made by the customer.

NOTE: A packing slip signed by the carrier for pick-up at Allseating Warehouse constitutes "Clear Receipt" and absolves Allseating of further responsibility for damage or loss or delay.

Any claim submitted for freight damage must be done within 7 days of receiving the products. Any claims after that time may not be covered under our warranty. If the packaging arrives visibly damaged, then waybill should be signed as "subject to inspection" or "damage noticed".

RETURNS / RESTOCK

Returns are coordinated and authorized by the Return Authorization Coordinator (RAC). Merchandise may not be returned without prior consent and a Return Authorization (RA) Number. All returns must be securely packaged and boxes clearly marked with an assigned RA number on the outside. Carrier for return goods must be specified by Allseating. Goods returned without a RA Number or by an unauthorized carrier will not be accepted.

Unauthorized returned goods will be subject to a restock charge and/or a charge for any required reconditioning. Returns must be shipped prepaid, unless other arrangements have been made. Custom fabricated merchandise may not be returned. Credit on orders returned with an RA number will be issued once inspection has deemed product in good condition.

STORAGE POLICY

We will store product at our warehouse for 3 days at no charge. Any order requiring storage for a longer period will be charged at a rate of \$1.00 per day per carton. Order postponements must be received 2 weeks prior to the scheduled production time.

ANSI/BIFMA TESTING

Allseating chair have been tested to meet or exceed the requirements of ANSI/BIFMA standards.

CONDITIONS OF SALE

APPLICABLE PROVISIONS TO ALL PRODUCTS AND SERVICES

Allseating products, including those designated for Multi-Shift, are warranted to be free from defects in materials and workmanship for a period of 12 years from original date of purchase, with the exception of Foster Sleep Chair, Foster Recliner and Foster Patient Recliner. This warranty applies to all chair models and extends to original purchasers who acquire new product directly from Allseating or our authorized dealers.

During the warranty period, Allseating, at its sole discretion, will repair or replace (at its option) any product, part or component covered by this warranty that fails under normal use due to defective materials or workmanship. Allseating will repair or replace the defective product, part or component with comparable product, part or component. To be eligible for this warranty coverage, all products, parts or components must be installed, used and maintained in accordance with Allseating's published instructions and must not have been subject to misuse or abuse.

EXCEPTIONS

Allseating does not warrant the following:

- Normal wear and tear
- Natural variations, scars, marks, wrinkles occurring in leather
- Colourfastness of textiles
- Colour matching of textiles exactly to samples or swatches or past purchases
- COM/COL or graded-in fabrics
- Products exposed to extreme environmental conditions or improper storage conditions
- Chairs used by individuals who weigh in excess of the warranted weight restriction as indicated on each product page. Most task and guest seating is 350 lbs with the exception of Entail, M.O. and Levo, all of which are 325 lbs. Exchange, Foster and Halsa are 350 lbs per seat unless otherwise specified
- Allseating's products meet the requirements of national and specific local codes as stated in the price book and other written publications. Please visit the company's website at allseating.com for further details regarding product specifications.

This document inclusively describes Allseating's warranty and remedies available with respect to the company's products and services. Allseating disclaims any other warranty whether express or implied, statutory or otherwise, in relation to the company's products and services.

To the extent allowed by law, any implied warranties, including any warranty of merchantability or fitness for a particular purpose, are disclaimed and to the extent they are legally required, are limited in duration to the duration of this written warranty.

Allseating shall not be liable for loss of time, inconvenience, commercial loss, or incidental or consequential damages.

QUALIFICATIONS FOR DELIVERED PRICING

Please call your Allseating Sales Representative for your qualifications for delivered pricing.

WARRANTY RESOLUTION

We understand that dealing with warranties is often frustrating. So we developed a dedicated Warranty Response Team to eliminate headaches. They're specially trained to expedite warranty-related issues, so you can get back to business quickly and painlessly.

All warranty claims must be submitted via Allseating's Warranty Portal which can be found at allseating.com under Resources\Submit a Claim.

Should you have any difficulties you can contact our Warranty Response Team at warranty@allseating.com or toll free at 1(800) 563-3502.

DIMENSIONS

The price catalog and product literature, show dimensions rounded to the nearest half inch. All dimensions are approximate and may be subject to change without notice. Dimensions are dependent on options selected. Product can be configured to comply with BIFMA G1-2002 Ergonomics Guideline. Where exact measurements are required, contact Customer Service.

FIRE CODE

Allseating's entire line of office seating meets California Technical Bulletin 117 (CAL 117-2013). This is a standard by which upholstered furniture has been tested for approval to meet a minimum fire standard. Allseating's chairs can be upgraded to meet the California Technical Bulletin (CAL TB133). Additional charges of \$565 per chair series (per burn test) and lead times will apply for chairs with special configurations of COM fabrics, not already tested by Allseating.

CAL TB133

CAL TB133 is a standard of furniture flammability required by the California Bureau of Home Furnishings and Thermal Insulation for furniture used in public buildings such as Healthcare facilities, Hospitals, Hotels and Motels, Stadiums, Child Care Facilities, Convalescent Homes, Prisons and Jails.

The CAL TB133 test is a full scale fire test for furniture manufactured for the use in public buildings. The standard does not specify how to construct furniture, but only how it should perform when tested. To pass the fire standard test, a fire blocking liner is placed between the fabric and the foam of our chairs. This liner acts as a fire extinguisher by smothering the flame.

TO ORDER CAL TB133

Clearly specify CAL TB133 on your order. Please check individual series upcharge. There is a standard 4 week lead time for CAL TB133.



REQUISITE YOU PRATA

TUCKE XCHANGE JIFEN

MRRAINBOWINERTIAAY

STERPRESTOTHERAPO

REQUISITE YOU PRATA

TUCKE XCHANGE JIFEN

MRRAINBOWINERTIAAY

STERPRESTOTHERAPO

REQUISITE YOU PRATA

TUCKE XCHANGE JIFEN

MRRAINBOWINERTIAAY

STERPRESTOTHERAPO

REQUISITE YOU PRATA

TUCKE XCHANGE JIFEN

MRRAINBOWINERTIAAY

STERPRESTOTHERAPO

REQUISITE YOU PRATA

TUCKE XCHANGE JIFEN

MRRAINBOWINERTIAAY

STERPRESTOTHERAPO
REQUISITE YOU TUCKE X