

RAY  
YOU  
PRESTO  
RAINBOW  
MULTISTACK  
THERAPOD  
CHIROFORM  
EXCHANGE  
TUCK  
YOU  
AYLES  
M.O.  
HALSA  
ZIP  
ENTAIL  
REQUISITE  
FOSTER  
FLUID  
JIF  
LEVO  
ASTUTE  
INERTIA

Price List  
2020

[updated October 26, 2020]

# TABLE OF CONTENTS

GENERAL INFO	3	EXCHANGE® FULL CREDENZA 4x3	79	INERTIA® MESH HIGHBACK	144
QUICK SHIP	5	EXCHANGE® WORKPOD 1-SEATER	80	INERTIA® +PLUS MESH BACK	145
ONLINE SPECIFICATION	6	EXCHANGE® WORKPOD 2-SEATER	81	INERTIA® MESH STOOL	146
GPO & GSA	7	EXCHANGE® TABLES	82	INERTIA® MESH GUEST	147
CONTROL CHOICES	8	EXCHANGE® LINKING TABLES	83	INERTIA® MESH BAR STOOL	148
ARM ADJUSTMENT CHOICES	16	FLUID® TASK	84	INERTIA® UPHOLSTERED MIDBACK	149
CUSTOMER'S OWN MATERIAL (COM)/(COL)	18	FLUID® STOOL	85	INERTIA® UPHOLSTERED HIGHBACK	150
HOW TO ORDER	20	FLUID® GUEST	86	INERTIA® UPHOLSTERED +PLUS	151
MESH HARMONIZATION CHART	22	FOSTER® PATIENT	87	INERTIA® UPHOLSTERED STOOL	152
ALLSEATING PILLOWS	23	FOSTER® PATIENT WIDE	88	INERTIA® UPHOLSTERED GUEST	153
ASTUTE® GUEST POLY	24	FOSTER® PATIENT PLUS	89	INERTIA® UPHOLSTERED BAR STOOL	154
ASTUTE® STOOL POLY	25	FOSTER® OTTOMAN	90	JIF®	155
ASTUTE® FULLY UPHOLSTERED	26	FOSTER® SLED	91	L1®	156
ASTUTE® FULLY UPHOLSTERED STOOL	27	FOSTER® ROCKER	92	LEVO® MIDBACK	157
ASTUTE® PLUS FULLY UPHOLSTERED	28	FOSTER® HIP CHAIR	93	LEVO® STOOL	158
ASTUTE® GUEST WOOD	29	FOSTER® GUEST	94	MANTRA® LOW BACK	159
ASTUTE® STOOL WOOD	30	FOSTER® GUEST WIDE	95	MANTRA® MIDBACK	160
AYLES™ GUEST	31	FOSTER® GUEST PLUS	96	M.O.® TASK	161
AYLES™ OTTOMAN	32	FOSTER® GUEST DOUBLE	97	M.O.® FULLY UPHOLSTERED	162
CHIROFORM™ ULTRA MIDBACK	33	FOSTER® GUEST DOUBLE WITH HALF ARM	98	MULTISTACK®	163
CHIROFORM™ ULTRA HIGHBACK	34	FOSTER® GUEST DOUBLE WITH FULL ARM	99	PRESTO® MIDBACK	164
CHIROFORM™ ULTRA 24:7	35	FOSTER® GUEST TRIPLE	100	PRESTO® HIGHBACK	165
CHIROFORM™ ULTRA STOOL	36	FOSTER® GUEST TRIPLE WITH HALF ARM	101	PRESTO® 24:7 MIDBACK	166
CHIROFORM™ BIG	37	FOSTER® GUEST WITH FULL ARM	102	PRESTO® PETITE	167
DOVE™ LAB CHAIR	38	FOSTER® GUEST TANDEM START UNIT	103	PRESTO® STOOL	168
ENTAIL® MIDBACK	39	FOSTER® GUEST TANDEM ADD ON UNIT	104	RAINBOW™ SQUARE BACK	169
ENTAIL® INSTOCK	40	FOSTER® GUEST TANDEM END UNIT	105	RAINBOW™ ROUND BACK	170
ENTAIL® FULLY UPHOLSTERED	41	FOSTER® GUEST WIDE TANDEM START UNIT	106	RAINBOW™ WIDE	171
ENTAIL® FULLY UPHOLSTERED INSTOCK	42	FOSTER® GUEST WIDE TANDEM ADD ON UNIT	107	RAINBOW™ PLUS	172
EXCHANGE® ONE-SEATER	43	FOSTER® GUEST WIDE TANDEM END UNIT	108	RAINBOW™ JUNIOR	173
EXCHANGE® TWO-SEATER	44	FOSTER® GUEST PLUS TANDEM START UNIT	109	RAY® CONFERENCE	174
EXCHANGE® THREE-SEATER	45	FOSTER® GUEST PLUS TANDEM ADD ON UNIT	110	RAY® TASK	175
EXCHANGE® FOUR-SEATER	46	FOSTER® GUEST PLUS TANDEM END UNIT	111	REQUISITE® MIDBACK	176
EXCHANGE® L-SHAPE 2x2	47	FOSTER® LOUNGE SINGLE	112	REQUISITE® HIGHBACK	177
EXCHANGE® L-SHAPE 2x3	48	FOSTER® LOUNGE PLUS	113	THERAPOD™ THERAPIST HIGHBACK	178
EXCHANGE® L-SHAPE 2x4	49	FOSTER® LOUNGE DOUBLE	114	THERAPOD™ THERAPIST EXTRA HIGHBACK	179
EXCHANGE® L-SHAPE 3x2	50	FOSTER® LOUNGE TRIPLE	115	TUCK® STACKER	180
EXCHANGE® L-SHAPE 3x3	51	FOSTER® BENCH SINGLE	116	TUCK® STOOL	181
EXCHANGE® L-SHAPE 3x4	52	FOSTER® BENCH DOUBLE	117	TUCK® FULLY UPHOLSTERED	182
EXCHANGE® L-SHAPE 4x2	53	FOSTER® BENCH DOUBLE WITH TABLE	118	TUCK® STOOL FULLY UPHOLSTERED	183
EXCHANGE® L-SHAPE 4x3	54	FOSTER® BENCH LITE	119	TUCK® COLLABORATIVE	184
EXCHANGE® L-SHAPE 4x4	55	FOSTER® SIDE TABLE	120	TUCK® UPHOLSTERED COLLABORATIVE	185
EXCHANGE® U-SHAPE 4x2	56	FOSTER® COFFEE TABLE	121	TUCK® COLLABORATIVE STOOL	186
EXCHANGE® U-SHAPE 4x3	57	FOSTER® END TABLE LEFT/RIGHT	122	TUCK® UPH COLLABORATIVE STOOL	187
EXCHANGE® U-SHAPE 4x4	58	FOSTER® IN-LINE TABLE	123	TUCK® NESTER	188
EXCHANGE® PARTIAL CREDENZA L-2	59	FOSTER® CORNER TABLE8	124	TUCK® NESTER FULLY UPHOLSTERED	189
EXCHANGE® PARTIAL CREDENZA R-2	60	FOSTER® 45 DEGREE TABLE	125	YOU®	190
EXCHANGE® PARTIAL CREDENZA L-3	61	FOSTER® 120 DEGREE TABLE	126	YOU® STOOL	191
EXCHANGE® PARTIAL CREDENZA R-3	62	FOSTER® SLEEP CHAIR	127	YOU® GUEST	192
EXCHANGE® PARTIAL CREDENZA L-[L]-3x3	63	FOSTER® RECLINER	128	ZIP® INSTOCK	193
EXCHANGE® PARTIAL CREDENZA R-[L]-3x3	64	FOSTER® PATIENT RECLINER	129	ZIP® UPHOLSTERED MIDBACK	194
EXCHANGE® PARTIAL CREDENZA L-[L]-3x4	65	HALSA® SINGLE MIDBACK	130	ZIP® UPHOLSTERED HIGHBACK	195
EXCHANGE® PARTIAL CREDENZA R-[L]-4x3	66	HALSA® SINGLE HIGHBACK PATIENT	131	ZIP® UPHOLSTERED STOOL	196
EXCHANGE® PARTIAL CREDENZA L-[L]-4x4	67	HALSA® SINGLE PLUS	132	ZIP® MESH	197
EXCHANGE® PARTIAL CREDENZA R-[L]-4x4	68	HALSA® LOVE SEAT	133	ZIP® MESH STOOL	198
EXCHANGE® PARTIAL CREDENZA L-[U]-2x3	69	HALSA® DOUBLE	134	ZIP® MESH GUEST	199
EXCHANGE® PARTIAL CREDENZA R-[U]-3x2	70	HALSA® DOUBLE FULL ARM	135	FOSTER® HOW TO LINK TANDEM CHAIRS	200
EXCHANGE® PARTIAL CREDENZA R-[U]-3x4	71	HALSA® TRIPLE	136	FOSTER® REPLACEMENT PARTS	201
EXCHANGE® PARTIAL CREDENZA R-[U]-4x3	72	HALSA® TRIPLE FULL ARM	137	EXCHANGE® HALSA® REPLACEMENT PARTS	203
EXCHANGE® FULL CREDENZA 1x1	73	HALSA® SIDE TABLE	138	CONDITIONS OF SALE	204
EXCHANGE® FULL CREDENZA 2x2	74	HALSA® COFFEE TABLE	139		
EXCHANGE® FULL CREDENZA 3x3	75	HALSA® END TABLE	140		
EXCHANGE® FULL CREDENZA 2x3	76	HALSA® CORNER TABLE	141		
EXCHANGE® FULL CREDENZA 3x2	77	HALSA® IN-LINE TABLE	142		
EXCHANGE® FULL CREDENZA 3x4	78	INERTIA® MESH MIDBACK	143		

RAY  
YOU  
PRESTO  
RAINBOW  
MULTISTACK  
THERAPOD  
CHIROFORM  
EXCHANGE  
TUCK  
YOU TOO  
AYLES  
M.O.  
HALSA  
ZIP  
ENTAIL  
REQUISITE  
FOSTER  
FLUID  
JIF  
LEVO  
ASTUTE  
INERTIA

**AFFORDABLE  
INNOVATION.  
SERVICE  
EXCELLENCE.  
FLEXIBILITY.**

Whether we're working, collaborating or learning, we spend a lot of time sitting.

At Allseating, we've spent over three decades designing and manufacturing seating solutions that are more comfortable, innovative and functional for the corporate, education and healthcare vertical markets.

From flexible chairs that accommodate your every move, to affordable and sustainable solutions that adjust to your evolving business needs, our seating solutions work with you, and for you. Plus, you'll find total peace of mind with our customer service and warranty.

# YOU WORK. YOU LEARN. YOU SUPPORT.

From versatile chairs that accommodate your every move, to service programs that adjust to your evolving business needs, our seating solutions are designed to work the way you do. This includes:

## ACCESSIBLE DESIGN

There's one philosophy that drives the design of all our products: to support any situation, any task, and virtually any budget. The result is that our products have a reputation for being highly adjustable, highly durable and still affordable.

From our Therapod® chair to the revolutionary You® chair to our latest Levo® chair, we have a track-record of designing innovative solutions that change the way we sit. We're proud that many of our chairs have been recognized in international competitions, such as GOOD Design and Best of NeoCon.

## MASS CUSTOMIZATION CAPABILITIES

As an independently owned company, we have the flexibility to run the type of business we've always wanted to work for: one that's flexible and nimble. We know every customer has a unique set of requirements, so we've established production practices that allow us to adjust to those needs, but without the cost of 'going custom'.

While we officially have 218 chairs in our line-up, when you add up all the various mechanisms, arm combinations, seat sizes and other options, our Allseating's mass customization capabilities allow for roughly 7-million variations. So you know we have the perfect one for you.

## COMMITMENT TO CUSTOMER SERVICE

From spec to delivery to maintenance support, we have earned a reputation as being the easiest, most enjoyable manufacturer to do business with – often surprising our partners with our solutions-driven approach to service, product quality and on-time delivery.

We're proud to be recognized as the Office Furniture Dealers Alliance's Seating Manufacturer of choice, and a big reason for this is our customer-centric approach.

We developed our innovative SpecAll™ online specification tool so you can specify, customize, price, save and share your product from any computer or mobile device. Our entire product library is also available at 2020technologies.com.

While we're proud of our highly intuitive specification technologies, we're always happy to work the way you prefer – including supporting traditional order processes over the phone. Simply call our Sales Support representatives and they will assist on all aspects of our products, and can answer all your specification questions.

## THE INDUSTRY'S BEST WARRANTY

When your products are as well engineered as ours, you can back them with the best warranty in the business. Ours is simple: 12 years on all parts and approved labor with a 12 year 24|7 on specified product (10 years on Foster Sleep Chair and Recliners).

Of course, we pride ourselves on engineering products that stand up to today's demanding work environments. That said, if something goes wrong, we're known for making it right. So if you receive a product from us that doesn't measure up to your quality standards, we promise to swiftly investigate and solve the problem.

We understand that dealing with warranties is often frustrating. So we developed a dedicated Warranty Response Team to eliminate headaches. They're specially trained to expedite warranty-related issues, so you can get back to business.

## DESIGN FOR THE ENVIRONMENT

In addition to being ISO 14001 Certified, the gold standard for helping companies introduce and adopt environmental management systems, Allseating products are Indoor Advantage Gold – Furniture Indoor Air Quality certified, SCS Global Services' highest level of indoor air quality performance for furniture. This certification assures that furniture products support a healthy indoor environment by meeting strict chemical emission limits for volatile organic compounds (VOCs).

To be certified, our products must be tested by independent labs for compliance with the ANSI/BIFMA X7.1 and either ANSI/BIFMA e.3 or CDPH/EHLB Standard Method V1-1 for VOC emissions of concerns.

SCS Global Services has been providing global leadership in third-party quality, environmental and sustainability verification, certification, auditing, testing and standards development for three decades. Its programs span a cross-section of industries, recognizing achievements in green building, product manufacturing, food and agriculture, forestry, power generation, retail, and more.

SCS is accredited to provide services under a wide range of nationally and internationally recognized certification programs. Consistent with its mission, SCS is a chartered benefit corporation and Certified B Corp™, reflecting its commitment to socially and environmentally responsible business practices.


# QUICK SHIP

It's one thing to find the right product for the right price, but it's another thing to get it when you need it. We have the most extensive quickship offering in the industry with over 75 percent of our task, conference and guest seating available to be shipped within 72 hours when specified with standard finishes and options (maximum of 25 units per order to qualify).

Most of our Foster collection is also available on Quick Ship with express 5 day shipping when standard finishes and options are selected (maximum of 25 seats per order to qualify; i.e. triple = 3 seats).

Quick Ship timelines exclude weekends and holidays. Simply pick the solution that best suits your needs, choose from any of our any of our carded quick ship fabrics\*, and submit your order to Allseating's order entry department via fax at 1 800 272 9911, or email us at orders@allseating.com.

Each product that has a configuration that is eligible for Quick Ship has a QS logo indicating as such at the bottom of the page (as shown below). The QS column on each product page allow you to quickly identify which models/options are eligible for QS.



## ENTAIL™ MIDBACK

DESIGN: ALLSEATING  
NOT ON GSA CONTRACT

BACK TO TOP

**BASE PRICE | \$440**  
90088-NA

Grade 1/COM	Grade 2	Grade 3	Grade 4/COL	Grade 5	Grade 6	Grade 7	Grade 8	Leather 1	Leather 2	Leather 3
\$440	\$461	\$475	\$493	\$508	\$536	\$568	\$603	\$680	\$714	\$817

SERIES	90	Entail	QS	\$
<b>BACK STYLE</b>	D	Midback	✓	-
<b>CONTROL</b>	BB	Basic Synchro Tilt (BST)	-	-
<b>ARM</b>	NA	No Arm	-	-
	WA	With Arm	-	\$55
<b>FRAME FINISH</b>	BN	Black Nylon	-	-
	SKN	Smoke Nylon	-	\$35
<b>BACK OPTIONS</b>	10N	M1 Mesh   Onyx	-	-
	10N	M1 Mesh   Carbon	-	-
	M1	M1 Mesh (Colors other than Onyx + Carbon)	-	\$20
	M2	M2 Mesh	-	\$60
	M3	M3 Mesh	-	\$60
	M4	M4 Mesh	-	\$60
	M6	M6 Mesh	-	\$20
<b>OPTIONS</b>	SS	Seat Slider	-	INCL
	LH	50mm Hard Surface Casters	-	\$30
	SC	Slit to Counter (Black Frame Only)	-	\$130
	HS	High Seat 5.5" (Black Frame Only)	-	-
	HRC	Head Rest (Fabric matches chair frame)	-	\$48
	HRE	Head Rest (Fabric matches seat fabric)	-	\$48
	AWK	Adjustable Width Bracket   Knob	-	\$29
	LU	Adjustable Lumbar	-	\$30
	HAB	High Profile Aluminum Base	-	\$60
<b>FREIGHT OPTIONS</b>	KD	Knocked Down	-	-
	BW	Blanket Wrapped - Fully Assembled	-	\$50
	FA	Fully Assembled in Carton	-	\$70
<b>FREIGHT REQUIREMENTS</b>	AS	Alibaba Standard	-	-
	FQ	Special Freight Instructions (Call for Quote)	-	VAR

**FEATURES**

- 4.25" cylinder
- Seat Slider comes standard
- Smoke or Black nylon base
- Molded seat foam
- Optional adjustable lumbar, headrest and aluminum base

**DIMENSIONS**

- Overall: 37.5" - 41.75" H | 28" W | 28" D
- 16.5" - 20.75" H | 18.5" W | 18" D
- Back: 21" H | 19" W
- COM: 0.75 yd.


**NOTES**

- Ships knocked down.
- Warranted for users up to 325lbs.
- For BW and FA freight options, minimum quantities apply, please
- This product meets the requirements set forth in ANSI/BIFMA X5.1-2011.
- Arms, base and casters will match frame finish selection.
- For mesh model code see page 22
- \*Composite base will be substituted if HS option is selected

**TO ORDER SIMPLY FILL IN THE BLANKS**

90	-0	-88	-	-	-	-	-	-	-	-	-
SERIES	BACK STYLE	CONTROL	ARM	FRAME FINISH	BACK OPTION	OPTIONS	FREIGHT OPTION	FREIGHT REQUIREMENTS	FABRIC CODE	Please refer to Allseating.com for fabric codes.	

ALLSEATING | JANUARY 2019 | UPDATED NOVEMBER 1, 2018 31



QUICKSHIP

\*SOME EXCEPTIONS MAY APPLY.

# ONLINE SPECIFICATION HAS NEVER BEEN EASIER.

We're constantly developing new and evolving existing products - so no matter how much planning goes into this price book, details can change. That's why we developed SpecAll™ – a convenient online tool that enables you to specify and price your product in real-time without ever leaving the comfort of your chair.

It really is that easy. Simply visit allseating.com, choose your chair and customize it by selecting your preferred options, fabrics and finishes. When you're done you can email it, or save it for future reference.

- 1 | We start with the base model.
- 2 | Change and customize your chair's mechanism, armstyle, finish and any other options available for your model.
- 3 | Choose your textile by clicking on the fabric thumbnail.
- 4 | Share with colleagues, add to your wish list, print or email your model.
- 5 | Need More?? Online Product Support includes product specifications, supporting documentation, video and image library.

1

2

3

4

5

MODEL CODE	LIST PRICE
2000-54-814-100-40-F-0004	\$175
CONTROLS BASIC SYNCHRO TILT	89
ARMS WITH 884	89
FRAME FINISH BLACK NYLON	84
BACK STYLE M1 DAYS + CARBON	
BACK RESH DUX	104
OPTIONS SEAT SLIDER (INCLUDED)	
BASE BLACK NYLON	
CASTERS + GLIDES CARPET CASTERS SYNCHRO	
SEAT FABRIC CLASS ALLIANTIS PROPRIETARY - ELOOS DANCER	F-0004
FREIGHT OPTIONS KNOCKED DOWN	40

**FEATURES + NOTES**  
 Indoor Air Quality Certified Level 2  
**DIMENSIONS**  
 Overall: 37" H x 20.5" W x 22.5" D  
 Seat: 16" H x 17" W x 16" D  
 Back: 20.75" H x 18.75" W  
**FABRIC**  
 30+ fabrics to choose from  
**DOCUMENTS + CADS**  
[Product Brochure](#)  
[2D CAD Drawings](#)  
[3D CAD Drawings](#)  
[Product Advantax™ Data](#)

# GROUP PURCHASING ORGANIZATIONS

Allseating has contracted purchasing agreements with Premier and Vizient. For more information, please contact your local Allseating dealer or your Allseating representative.

## GENERAL GUIDELINES:

Standard dealer discount applies until an SQ is given. Freight is included. Delivery, install and design are added charges by the dealer. Dealer has the authority to sell less than the contracted price.

### PREMIER

Contract Number: PP-FA-631  
 Term: January 1, 2018 - December 31, 2020  
 Quotes based Current Price List  
 Tier is based on member sell price and calendar year accumulated purchases.

#### Premier Member Pricing:

Tier 1: up to \$75,000 = 55% off list  
 Tier 2: \$75,001 - \$125,000 = 56% off list  
 Tier 3: \$125,001 = Negotiable

### VIZIENT

Contract Number: CE3371  
 Term: May 1, 2019 - April 30, 2022  
 Quotes based on Current List Price.  
 Tier is based on member sell price and calendar year accumulated purchases.

#### Vizient Member Pricing:

Tier 1: up to \$25,000 = 54% off of list  
 Tier 2 \$25,001 - \$100,000 = 55% off of list  
 Tier 3 \$100,001 – 200,000 = 56% off of list  
 Tier 4: \$200,001+ = Negotiable

# GENERAL SERVICES ADMINISTRATION

When the federal supply schedule contract delivery period does not meet the bona fide urgent delivery requirements of an ordering activity, the ordering activity is encouraged, if time permits, to contact the contractor for the purpose of obtaining accelerated delivery. The contractor shall reply to the inquiry within three (3) business days after receipt. (Telephonic replies shall be confirmed by the contractor in writing.) If the contractor offers an accelerated delivery time acceptable to the ordering activity, any order(s) placed pursuant to the agreed upon accelerated delivery time frame shall be delivered within this shorter delivery time and in accordance with all other terms and conditions of the contract.

### CONTRACT NUMBER

GS-29F-004AA

### AWARD SPECIAL ITEM NUMBERS

SIN 33721, 339113H  
 SIN OLM

### DUNS NUMBER

243651288

### CAGE CODE

3AC60

### FEIN#

98-011-0664

### CONTRACT PERIOD

January 10, 2018 - January 10, 2023

### BUSINESS SIZE

Other than Small Business

### TIME OF DELIVERY

30- 90 days ARO or sooner

### GEOGRAPHICAL COVERAGE

48 Contiguous States and District of Columbia

### ORDERING ADDRESS

Allseating Corporation  
 5800 Avebury Road, Unit 2  
 Mississauga, ON L5R 3M3 Canada  
 Head Office Phone: 1-800-563-3502  
 Head Office Fax: 1-800-272-9911

### PAYMENT ADDRESS

Same as Ordering Address

### CURRENT CATALOGS

Allseating 2020 Commercial + GSA Price List

### DISCOUNT

List Price Discount  
 \$0 to \$100,000 60%  
 \$100,001 to \$300,000 62%  
 \$300,001 to \$500,000 64%  
 \$500,001 and Above Negotiable

FOB: Destination freight prepaid to 48 contiguous states. Additional shipping fees may apply if a U.S. Driver is required.

### PAYMENT TERMS

1% 20, Net 30 days | Government purchase cards accepted above and below the micro-purchase threshold. Forms must be filled out and signed with electronic time stamp or signed and scanned.

### MINIMUM ORDER

MINIMUM \$50.00 | MAXIMUM \$250,000 33721, \$500,000 339113H

### PRODUCTION POINT

Mississauga, Ontario, Canada

### CONDITIONS OF SALE

Warranty: 12 year on parts and labor.

### CANCELLATION CHARGE

No cancellation charge prior to production. After production, only actual costs incurred that cannot be recovered through resale of the merchandise in a reasonable length of time (six months).

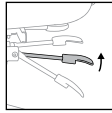
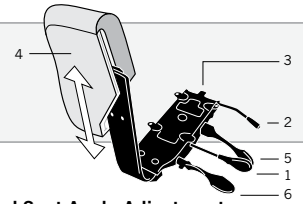
### RESTOCKING CHARGE

20% (On approval)

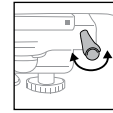
# CONTROLS

## DELUXE TILTER HEAVY DUTY (DJ/DH) - 11

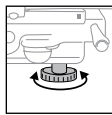
**Overview:** Task applications which require extensive adjustability. Center pivot tilting action with infinite tilt lock. Suitable for chairs with independent seat and back construction.



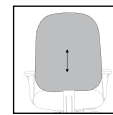
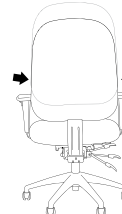
**1 | Seat Height Adjustment**  
To raise the chair, lift the paddle up while lifting your weight from the seat until you reach the desired height. Release the paddle to lock into place. To lower the chair, lift the paddle up allowing your weight to push the seat down to the desired height. Release the paddle to lock into place.



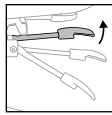
**2 | Forward Seat Angle Adjustment**  
To engage forward seat tilt, recline slightly in the chair and roll the bar backwards. As you bring the chair back to an upright position, the seat of the chair will angle forward. To disengage forward seat tilt, recline slightly in the chair and roll the bar forwards. As you bring the chair back to an upright position, the seat will return to a neutral position.



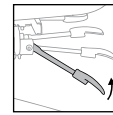
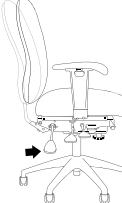
**3 | Tension Control**  
Leaning back in the chair, decide if the resistance of the chair is comfortable. If it is too loose, rotate the tension knob counter-clockwise. If the chair has too much resistance, turn the knob clockwise.



**4 | Back Height Adjustment**  
To adjust back height, lean forward and grasp the sides of the outside back. To raise, slide the back up. To lower, slide it all the way to the top and then lower to desired height. Release to lock in place.



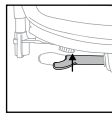
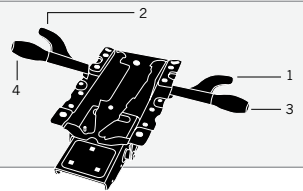
**5 | Infinite Tilt Lock**  
To adjust the recline angle, pull the paddle up to unlock it. Recline to the desired position and push the paddle down to lock in place.



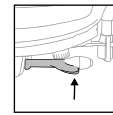
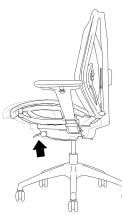
**6 | Back Angle Adjustment**  
To increase the angle of the back, lift the paddle up while putting your weight on the back of the chair until you reach the desired angle. Release the paddle to lock into place. To decrease the angle of the back, lift the paddle up while removing your weight from the back until you reach the desired angle. Release the paddle to lock into place.

## DELUXE SYNCHRO TILT (DST) - 12

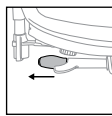
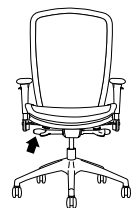
**Overview:** Task applications, which require extensive adjustability. Suitable for chairs with independent seat and back construction. Synchronized tilting action allows user's feet to remain on the floor as they tilt backwards. Side-activated tension for ease of adjustment. "J-Bar" construction provides enhanced visual appeal.



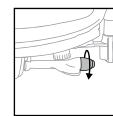
**1 | Seat Height Adjustment**  
To raise the chair, lift the paddle up while lifting your weight from the seat until you reach the desired height. Release the paddle to lock into place. To lower the chair, lift the paddle up allowing your weight to push the seat down to the desired height. Release the paddle to lock into place.



**2 | Seat Depth Adjustment (Optional)**  
To adjust the seat depth, lift up on paddle and simultaneously lift your weight from the seat while sliding the seat forward or backward. Release the paddle to lock the seat in place.



**3 | Tension Control**  
Leaning back in the chair, decide if the resistance of the chair is comfortable. If it is too loose, rotate the tension knob counter-clockwise. If the chair has too much resistance, turn the knob clockwise.



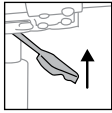
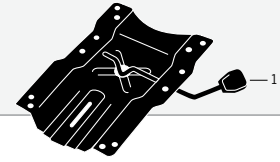
**4 | Tilt Lock**  
To adjust the recline angle, twist knob forward to unlock it. Recline to the desired position and twist knob backwards to lock in place.



# CONTROLS

## BASIC POSTURE (B) - 17

**Overview:** Task applications where only seat height adjustment is required.



### 1 | Seat Height Adjustment

To raise the chair, lift the paddle up while lifting your weight from the seat until you reach the desired height.

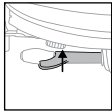
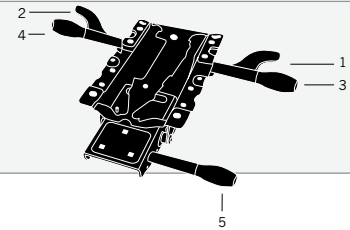
Release the paddle to lock into place.

To lower the chair, lift the paddle up allowing your weight to push the seat down to the desired height.

Release the paddle to lock into place.

## DELUXE SYNCHRO TILT W/BACK ANGLE (DST2) - 18

**Overview:** Task applications, which require extensive adjustability. Suitable for chairs with independent seat and back construction. Synchronized tilting action allows user's feet to remain on the floor as they tilt backwards. Side-activated tension for ease of adjustment. "J-Bar" construction provides enhanced visual appeal.



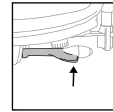
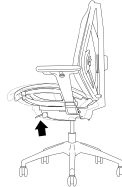
### 1 | Seat Height Adjustment

To raise the chair, lift the paddle up while lifting your weight from the seat until you reach the desired height.

Release the paddle to lock into place.

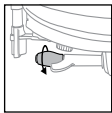
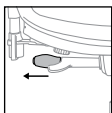
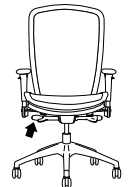
To lower the chair, lift the paddle up allowing your weight to push the seat down to the desired height.

Release the paddle to lock into place.



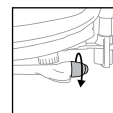
### 2 | Seat Depth Adjustment (Optional)

To adjust the seat depth, lift up on paddle and simultaneously lift your weight from the seat while sliding the seat forward or backward. Release the paddle to lock the seat in place.



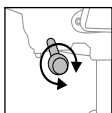
### 3 | Tension Control

Leaning back in the chair, decide if the resistance of the chair is comfortable. If it is too stiff, pull knob out and rotate counter-clockwise. If the chair does not provide enough resistance, turn the knob clockwise.



### 4 | Tilt Lock

To adjust the recline angle, twist knob forward to unlock it. Recline to the desired position and twist knob backwards to lock in place.



### 5 | Back Angle Adjustment

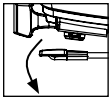
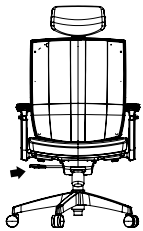
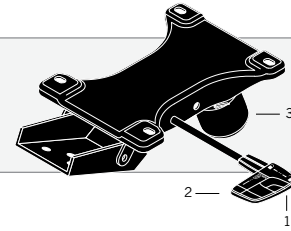
To increase the angle of the back, rotate the knob in clockwise motion until desired angle is reached.

To decrease the angle of the back, rotate the knob in a counter-clockwise motion.

# CONTROLS

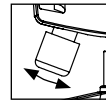
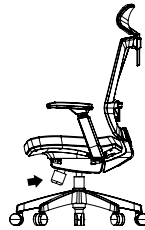
## BASIC SYNCHRO TILT WITH SEAT SLIDER (ST) - 88

**Overview:** Task applications which require moderate adjustability. Suitable for chairs with separate seat and back construction.



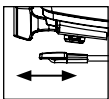
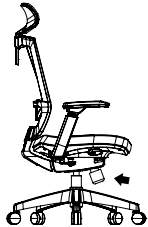
### 1 | Seat Height Adjustment

To raise, push the paddle down while taking your weight off the chair. To lower, stay seated and push the paddle down. Release when you reach the desired height.



### 3 | Tilt Tension

Adjust by turning the knob clockwise to loosen and counter-clockwise to tighten.



### 2 | Tilt Lock

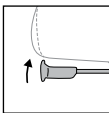
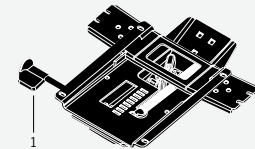
To adjust the chair tilt, pull the paddle out to unlock, recline to desired position, push the paddle in to lock.

### 4 | Seat Depth Adjustment

Pull lever, located under the chair on the right side, outward to unlock. Slide into desired position and release to lock into place.

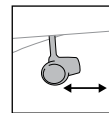
## REACT (R) - 22

**Overview:** Collaborative, Conference, or Executive Task Application, which require moderate adjustability. The React™ mechanism intuitively adjusts the tilt tension based on the weight of the user when reclining. When the user reclines, the seat slides forward, encouraging proper posture and bringing the user closer to the work surface.



### 1 | Seat Height Adjustment

To raise the chair, lift the paddle up while lifting your weight from the seat until you reach the desired height. Release the paddle to lock into place. To lower the chair, lift the paddle up allowing your weight to push the seat down to the desired height. Release the paddle to lock into place.

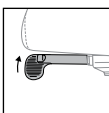
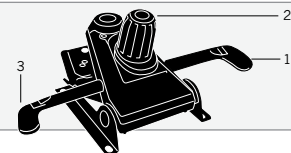


### 2 | Tilt Lock

Recline to the desired position and push the paddle inwards to lock in place.

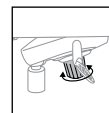
## KNEE TILT (KT2) - 25

**Overview:** For use in boardroom, executive and management applications. Suitable for chairs with combined seat and back construction.



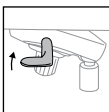
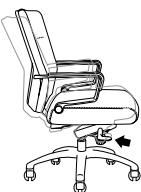
### 1 | Seat Height Adjustment

To raise the chair, lift the paddle up while lifting your weight from the seat until you reach the desired height. Release the paddle to lock into place. To lower the chair, lift the paddle up allowing your weight to push the seat down to the desired height. Release the paddle to lock into place.



### 2 | Tension Control

Leaning back in the chair, decide if the resistance of the chair is comfortable. If it is too loose, rotate the tension knob counter-clockwise. If the chair has too much resistance, turn the knob clockwise.



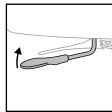
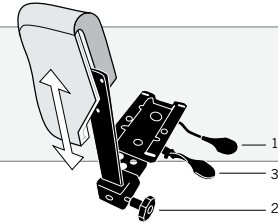
### 3 | Tilt Lock

To adjust the recline angle, pull the paddle up to unlock it. Recline to the desired position and push the paddle down to lock in place.

# CONTROLS

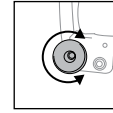
## POSTURE BACK (P) - 30

**Overview:** Task applications which require moderate and affordable adjustability. Suitable for chairs with independent seat and back construction. Suitable for stool applications.



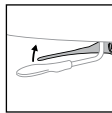
### 1 | Seat Height Adjustment

To raise the chair, lift the paddle up while lifting your weight from the seat until you reach the desired height. Release the paddle to lock into place. To lower the chair, lift the paddle up allowing your weight to push the seat down to the desired height. Release the paddle to lock into place.



### 2 | Back Height Adjustment

To increase the height of the back, rotate the knob in a counter-clockwise motion to release the back. Lift back up to the desired height and tighten the knob by turning it clockwise. To lower the back height, rotate the knob in a counter-clockwise motion to release the back. Lower the back to the desired height and tighten the knob by turning it clockwise.

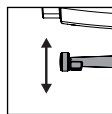
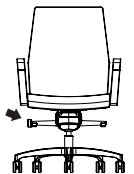


### 3 | Back Angle Adjustment

To increase the angle of the back, lift the paddle up while putting your weight on the back of the chair until you reach the desired angle. Release the paddle to lock into place. To decrease the angle of the back, lift the paddle up while removing your weight from the back until you reach the desired angle. Release the paddle to lock into place.

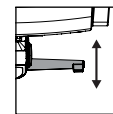
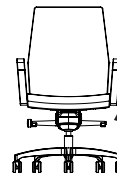
## SYNCHRO TILT (TS70) - 32

**Overview:** Task applications which require moderate and affordable adjustability. Suitable with chairs with separate seat and back construction. Central pivot tilting action with lock in upright position only.



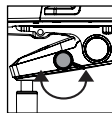
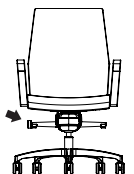
### 1 | Seat Height Adjustment

To raise the chair, lift the lever while lifting your weight from the seat until you reach the desired height. Push lever back to lock into place. To lower the chair, lift lever while allowing your weight to push the seat down to the desired height. Push lever back to lock into place.



### 3 | Tilt Lock (4 positions)

To adjust the recline angle, lift lever to unlock it. Recline to the desired position and push down on lever to lock in place.

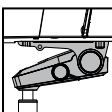
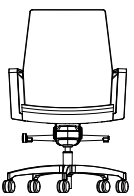
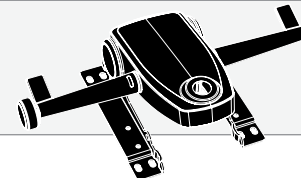


### 2 | Tension Control

Leaning back in the chair, decide if the resistance of the chair is comfortable. If it is too stiff, turn hand-wheel clockwise to increase tension and counter clockwise to reduce tension.

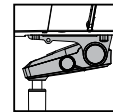
## KNEE-TILT (KT3) -35

**Overview:** For use in conference rooms, executive and management spaces. Suitable for chairs with combined seat and back construction. Side tension control provides a solid ergonomic solution to users.



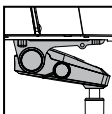
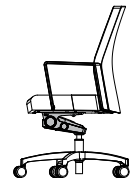
### 1 | Seat Height Adjustment

To raise the chair, lift the paddle up while lifting your weight from the seat until you reach the desired height. Release the paddle to lock into place. To lower the chair, lift the paddle up allowing your weight to push the seat down to the desired height. Release the paddle to lock into place.



### 2 | Tension Control

Leaning back in the chair, decide if the resistance of the chair is comfortable. If it is too stiff, rotate the tension knob counter-clockwise. If the chair does not provide enough resistance, turn the knob clockwise.



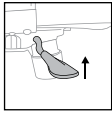
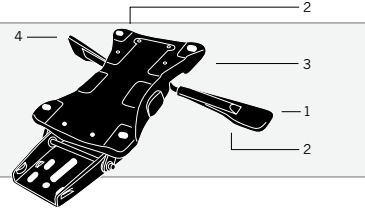
### 3 | Tilt Lock

To adjust the recline angle, pull the paddle up to unlock it. Recline to the desired position and push the paddle down to lock in place.

# CONTROLS

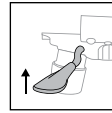
## SYNCHRO TILT (ST) - 40

**Overview:** Task applications which require extensive adjustability. Suitable for chairs with independent seat and back construction. Synchronized tilting action allows user's feet to remain on the floor as they tilt backwards. "J-Bar" construction provides enhanced visual appeal.



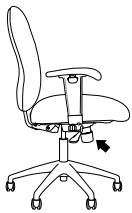
### 1 | Seat Height Adjustment

To raise the chair, lift the paddle up while lifting your weight from the seat until you reach the desired height. Release the paddle to lock into place. To lower the chair, lift the paddle up allowing your weight to push the seat down to the desired height. Release the paddle to lock into place.



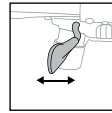
### 2 | Seat Depth Adjustment (Optional)

To adjust the seat depth, lift up on paddle and simultaneously lift your weight from the seat while sliding the seat forward or backward. Release the paddle to lock the seat in place.



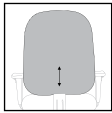
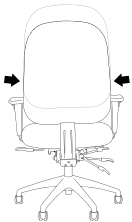
### 3 | Tension Control

Leaning back in the chair, decide if the resistance of the chair is comfortable. If it is too stiff, rotate the tension knob counter-clockwise. If the chair does not provide enough resistance, turn the knob clockwise.



### 4 | Tilt Lock

To adjust the recline angle, push the paddle forwards to unlock it. Recline to the desired position and push the paddle back to lock in place.



### 5 | Back Height Adjustment (Optional)

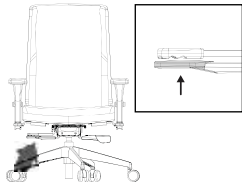
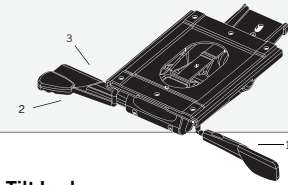
To adjust back height, lean forward and grasp the sides of the outside back. To raise, slide the back up. To lower, slide the back all the way to the top then back to the bottom to reset it. Raise slowly in increments until desired height is reached.

**Note:** Fluid and Zip do not have this feature.

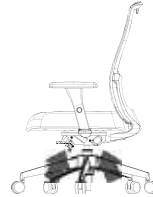
# CONTROLS

## DYNAMIC SYNCHRO TILT (DYT) - 46

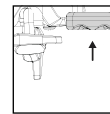
**Overview:** Task applications which require moderate adjustability. The Dynamic Synchro mechanism adjusts the tilt tension based on the weight of the user when reclining.



**1 | Seat Height Adjustment**  
To raise the chair, lift the paddle up while lifting your weight from the seat until you reach the desired height.  
Release the paddle to lock into place.  
To lower the chair, lift the paddle up allowing your weight to push the seat down to the desired height.  
Release the paddle to lock into place.



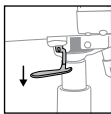
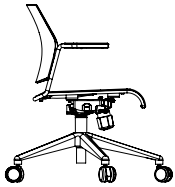
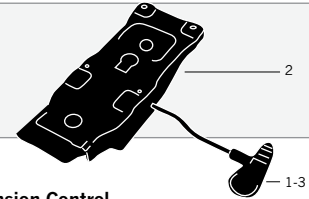
**2 | Tilt Lock**  
To adjust the recline angle, push the paddle down to unlock it.  
Recline to the desired position. Pull the paddle up to lock in the upright position.



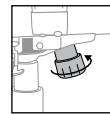
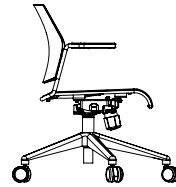
**3 | Seat Slider**  
To adjust the seat depth, pull the paddle up to unlock it and adjust to the desired position. Release the paddle.

## BASIC TILT - 57

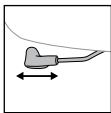
**Overview:** Task applications which require moderate and affordable adjustability. Suitable with chairs with separate seat and back construction. Central pivot tilting action with lock in upright position only.



**1 | Seat Height Adjustment**  
To raise the chair, lift the paddle up while lifting your weight from the seat until you reach the desired height.  
Release the paddle to lock into place.  
To lower the chair, lift the paddle up allowing your weight to push the seat down to the desired height.  
Release the paddle to lock into place.



**2 | Tension Control**  
Leaning back in the chair, decide if the resistance of the chair is comfortable. If it is too stiff, rotate the tension knob counter-clockwise. If the chair does not provide enough resistance, turn the knob clockwise.

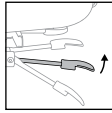
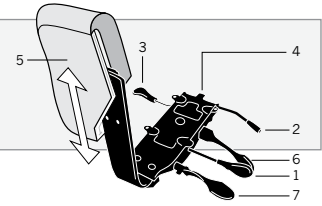


**3 | Tilt Lock**  
To adjust the chair tilt, pull the paddle out to unlock it. Recline to the desired position and push the paddle in to lock in place.

# CONTROLS

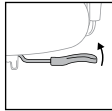
## DELUXE TILT J-BAR (DJ) - 80

**Overview:** Task applications which require extensive adjustability. Center pivot tilting action with infinite tilt lock. Suitable for chairs with independent seat and back construction. "J-Bar" construction provides enhanced visual appeal.



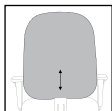
### 1 | Seat Height Adjustment

To raise the chair, lift the paddle up while lifting your weight from the seat until you reach the desired height. Release the paddle to lock into place. To lower the chair, lift the paddle up allowing your weight to push the seat down to the desired height. Release the paddle to lock into place.



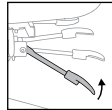
### 3 | Seat Depth Adjustment (Optional)

To adjust the seat depth, lift up on paddle and simultaneously lift your weight from the seat while sliding the seat forward or backward. Release the paddle to lock the seat in place.



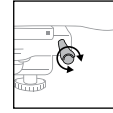
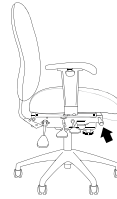
### 5 | Back Height Adjustment

To adjust back height, lean forward and grasp the sides of the outside back. To raise, slide the back up. To lower, slide it all the way to the top and then lower to desired height. Release to lock in place.



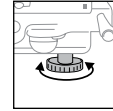
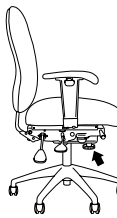
### 7 | Back Angle Adjustment

To increase the angle of the back, lift the paddle up while putting your weight on the back of the chair until desired angle. Release the paddle to lock. To decrease the angle of the back, lift the paddle up while removing your weight from the back until you reach the desired angle. Release the paddle to lock into place.



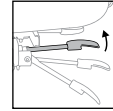
### 2 | Forward Seat Angle Adjustment

To tilt the seat forward, first recline slightly in the chair and then rotate handle clockwise until desired angle is reached. To return to a neutral position, rotate handle counter-clockwise.



### 4 | Tension Control

Leaning back in the chair, decide if the resistance of the chair is comfortable. If it is too stiff, rotate the tension knob counter-clockwise. If the chair does not provide enough resistance, turn the knob clockwise.



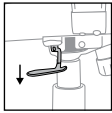
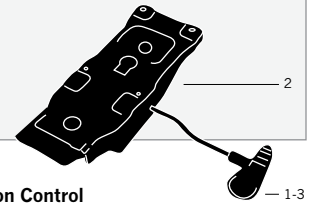
### 6 | Infinite Tilt Lock

To adjust the recline angle, pull the paddle up to unlock it. Recline to the desired position and push the paddle down to lock in place.

# CONTROLS

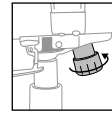
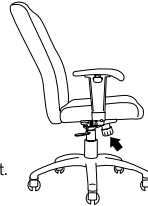
## BASIC SYNCHRO-TILT 4 (BT4) - 89

**Overview:** Task applications which require moderate and affordable adjustability. Suitable for chairs with separate seat and back construction. Synchro-Tilt action with lock in upright position only.



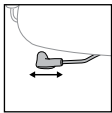
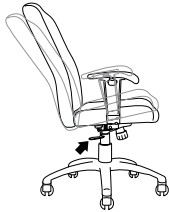
### 1 | Seat Height Adjustment

To raise the chair, lift the paddle up while lifting your weight from the seat until you reach the desired height. Release the paddle to lock into place. To lower the chair, lift the paddle up allowing your weight to push the seat down to the desired height. Release the paddle to lock into place.



### 2 | Tension Control

Leaning back in the chair, decide if the resistance of the chair is comfortable. If it is too stiff, rotate the tension knob counter-clockwise. If the chair does not provide enough resistance, turn the knob clockwise.

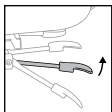
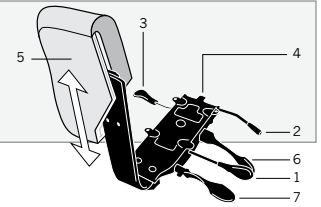


### 3 | Tilt Lock

To adjust the chair tilt, pull the paddle out to unlock it. Recline to the desired position. Push the paddle in to lock in the upright position only.

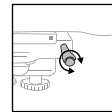
## VALUE PLUS (VP) - 90

**Overview:** Task applications which require extensive adjustability. Center pivot tilting action with infinite tilt lock. Suitable for chairs with independent seat and back construction. "J-Bar" construction provides enhanced visual appeal.



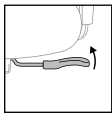
### 1 | Seat Height Adjustment

To raise the chair, lift the paddle up while lifting your weight from the seat until you reach the desired height. Release the paddle to lock into place. To lower the chair, lift the paddle up allowing your weight to push the seat down to the desired height. Release the paddle to lock into place.



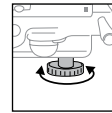
### 2 | Forward Seat Angle Adjustment

To tilt the seat forward, first recline slightly in the chair and then rotate handle clockwise until desired angle is reached. To return to a neutral position, rotate handle counter-clockwise.



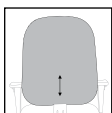
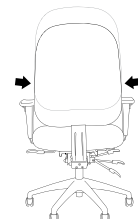
### 3 | Seat Depth Adjustment

To adjust the seat depth, lift up on paddle and simultaneously lift your weight from the seat while sliding the seat forward or backward. Release the paddle to lock the seat in place.



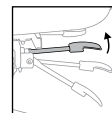
### 4 | Tension Control

Leaning back in the chair, decide if the resistance of the chair is comfortable. If it is too stiff, rotate the tension knob counter-clockwise. If the chair does not provide enough resistance, turn the knob clockwise.



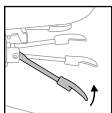
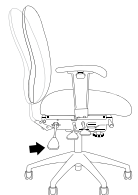
### 5 | Back Height Adjustment

To adjust back height, lean forward and grasp the sides of the outside back. To raise, slide it all the way to the top and then lower to desired height. Release to lock in place.



### 6 | Infinite Tilt Lock

To adjust the recline angle, pull the paddle up to unlock it. Recline to the desired position and push the paddle down to lock in place.



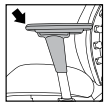
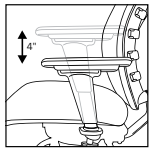
### 7 | Back Angle Adjustment

To increase the angle of the back, lift the paddle up while putting your weight on the back of the chair until desired angle. Release the paddle to lock. To decrease the angle of the back, lift the paddle up while removing your weight from the back until you reach the desired angle. Release the paddle to lock into place.

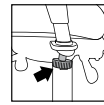
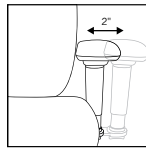
# ARM ADJUSTMENTS

## MULTI-FUNCTIONAL ARM - MF

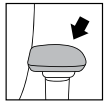
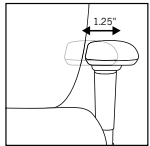
(Adjustable 4" height, pivots and slides side to side and front to back)



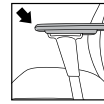
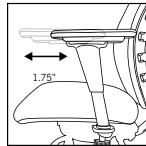
**Arm Height Adjustment**  
To increase the arm height, press the button on the outside of the arm and pull up on the arm until the desired height is reached. The release the button. To lower the arm height, press the button again until desired height is reached and release the button.



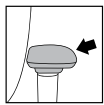
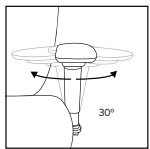
**Width Adjustment**  
To adjust the arm width, loosen the knob found under the seat, move the arm to the desired width and tighten the knob to lock in place. AWL is standard, AWK optional on some models.



**Arm Cap Adjustment - Side to Side**  
Arm caps can be moved inward or outward by pressing the button on the inside of the arm cap and sliding the cap in the desired position.



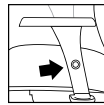
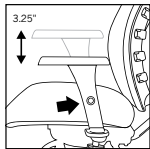
**Arm Cap Adjustment - Front to Back**  
To change arm cap depth, press the button on the inside of the arm cap and slide forwards or backwards to desired position.



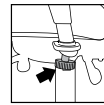
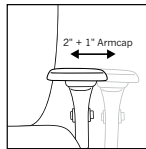
**Arm Cap Adjustment - Pivot**  
To change the angle of the arm cap, press the button on the inside of the arm cap and twist the arm cap either left or right.

## 4 DIMENSIONAL ARM - 4D

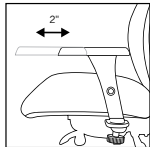
(Adjustable 3.25" height, cap pivots inwards and slides side to side and front to back (width adjustment optional))



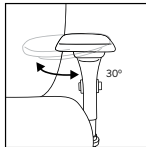
**Arm Height Adjustment**  
To adjust the arm height, push the button in and move the arm to the desired height. Release the button to lock in place.



**Width Adjustment (Optional)**  
To adjust the arm width, loosen the knob found under the seat, move the arm to the desired width and tighten the knob to lock in place. AWK and AWL available on most models. Note: Optional on some models.



**Arm Cap Adjustment - Front and Back**  
Arm caps can be moved in or out by sliding the cap in the desired direction.

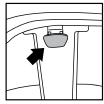
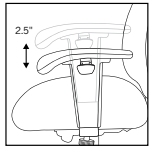


**Arm Cap Adjustment - Side to Side**  
Arm caps can be moved in or out by sliding the cap in the desired direction.

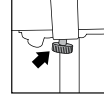
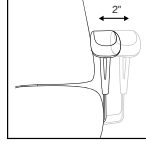
**Pivot Inwards**  
Arm caps can be moved in or out by sliding the cap in the desired direction.

## ADJUSTABLE T ARM - AT

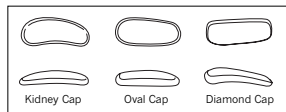
(Adjustable 2.5" height (width adjustment optional))



**Arm Height Adjustment**  
To adjust the arm height, push the button up and move the arm to the desired height. Release the button to lock in place.

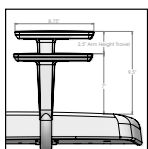


**Arm Width Adjustment (Optional)**  
To adjust the arm width, loosen the knob found under the seat, move the arm to the desired width and tighten the knob to lock in place. AWK is standard, AWL not available with this arm. Note: Optional on some models.

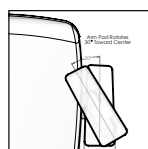


## PROPRIETARY DUAL ARM - L2

(Adjustable 2.5" height and rotates 30° inward)



**Arm Height Adjustment**  
To adjust the arm height, press the button on the outside of the arm and pull the arm pad up to the desired height. There are 6 positions of height.



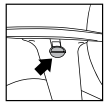
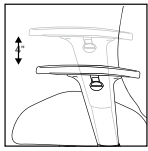
**Arm Cap Adjustment**  
Arm caps can be tilted inward to provide forearm support.



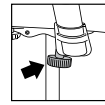
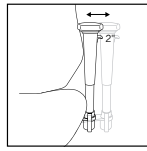
# ARM ADJUSTMENTS

## TASK 2 ARM - T2

(Adjustable 4" height (width adjustment optional))




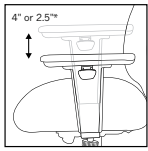
**Arm Height Adjustment**  
To adjust the arm height, push the button up and move the arm to the desired height. Release the button to lock in place.



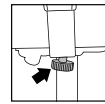
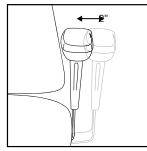
**Arm Width Adjustment (Optional)**  
To adjust the arm width, loosen the knob found under the seat, move the arm to the desired width and tighten the knob to lock in place.  
AWK and AWL available on most models.

## TWISTER ARM - TW

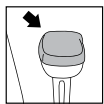
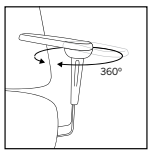
(Adjustable 3.25" height and rotates 360° (width adjustment optional))



**Arm Height Adjustment**  
To adjust the arm height, push the button up and move the arm to the desired height. Release the button to lock in place.



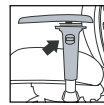
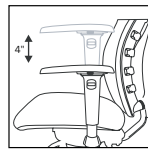
**Arm Width Adjustment (Optional)**  
To adjust the arm width, loosen the knob found under the seat, move the arm to the desired width and tighten the knob to lock in place.  
AWK and AWL available on most models.



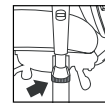
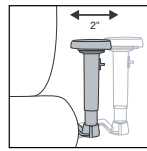
**Arm Cap Adjustment - Side to Side**  
Arm caps can be moved in or out by sliding the cap in the desired direction.

## SWIVEL ARM - SW360

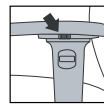
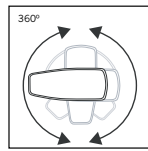
(Adjustable 4" height and rotates 360° (width adjustment optional))



**Arm Height Adjustment**  
To adjust the arm height, push the button up and move the arm to the desired height. Release the button to lock in place.



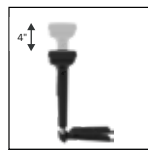
**Arm Width Adjustment**  
To adjust the arm width, loosen the knob found under the seat, move the arm to the desired width and tighten knob to lock in place.  
Note: Optional on some models.



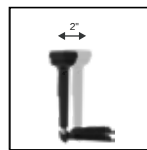
**Arm Cap Adjustment - Pivot 360 degrees**  
Arm caps can be rotated 360 degrees in or out. Push the button and twist left or right. Release button to lock.

## T7 ARM - T7

(Adjustable 4" height and rotates 360°, width adjustment included)



**Arm Height Adjustment**  
To adjust the arm height, push the button in on the side and move the arm to the desired height. Release the button to lock in place.



**Arm Width Adjustment**  
To adjust the arm width, loosen the knob found under the seat, move the arm to the desired width and tighten the knob to lock in place.

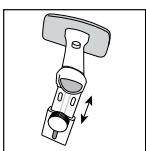
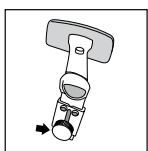


**Arm Cap Adjustment**  
To adjust the arm cap inward, slide the arm cap to the desired position.

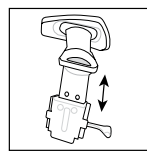
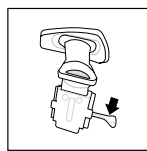


**Arm Cap Swivel Adjustment**  
Arm caps can be rotated 360 degrees. Simply rotate to the desired position.

## ARM WIDTH OPTION SPECIFICATIONS



**AWK:** Arm width adjustment with a turn knob.  
Available for:  
NA (No Arms), AT, WA, T2, 4D, MF, TW.



**AWL:** Arm width adjustment with lever.  
Available for: T2, 4D and TW only.  
Not available with AT arms or products with a shroud.  
Standard with MF Arms.

# CUSTOMER'S OWN MATERIAL (COM)/LEATHER (COL)

For any COM fabric application, please request the official COM notification form QSF 182. One memo sample (6" x 6") of all COM/COL fabrics must be submitted for approval with the following information:

1. Customer Purchase Order
2. Chair Name/Model Code/Quantity
3. Fabric Supplier
4. Fabric Name/Number/Color
5. Ship To: address

Memo samples to be shipped to:

ALLSEATING CORPORATION  
 Attn: Customer Service Department  
 5800 Avebury Road, Unit #3  
 Mississauga, ON L5R 3M3  
 CANADA

Allseating is not responsible for the return of samples; nor the durability, color inaccuracies, dye lot variations, tailoring quality or other defects of any COM/COL.

Upon application approval of COM/COL, fabric must be sent to corporate headquarters with the following:

1. COM/COL Notification Form
2. Commercial Invoice
3. NAFTA Certificate – If shipment originates from the U.S.A.
4. Your company name & contact person
5. Your purchase order number

On your Purchase Order, the following information must be supplied to the factory regarding COM/COL fabric:

1. Manufacturer's name
2. Correct model number to which COM or COL is to be applied
3. A sample (6" x 6") of the COM or COL
4. Instructions for proper application
5. Manufacturer's pattern and color number
6. Correct side of fabric

When no instructions are received with your COM or COL, Allseating will use our own judgment with no recourse. Extended lead times may occur if COM or COL is not properly identified when received by Allseating. Allseating is not responsible for any unclaimed COM/COL 30 days beyond shipment of goods.

COM yardage shown in the Price Catalog is based on single chair requirements. For multiples, the yardage may be reduced, please call Customer Service for details. Regular COM orders will be charged at Group 1 pricing and regular COL orders will be charged at Group 4 pricing.

Allseating reserves the right to reject any COM Fabric or COL Material which, in our opinion, is unsuitable. COM fabric must be supplied in one piece. Where patterns or repeats are involved additional yardage may be required.

All COM/COL orders will not be scheduled for production until Customer Service receives confirmation from our warehouse or receiving department that the fabric has arrived. Shipping will be approximately 4 weeks from receipt of fabric.

All items are available with material furnished by the customer. Yardage requirements listed in our price list are based on 54" wide plain material. Generally, additional yardage is required if striped or patterned material is used, if pattern requires matching or if width of material is less than 54" wide. Please contact customer service to determine additional yardage requirements. Though every effort has been made to estimate additional yardage required, Allseating takes no responsibility where additional material must be ordered.

For patterns with a repeat distance of 0"- 9" please estimate an additional 10% in yardage. For a repeat distance of 10"- 20" please estimate an additional 20% in yardage. Any repeat higher than 20" please contact customer service to determine additional yardage requirements.

If you wish to provide your own leather, please estimate 17 square feet of leather per yard of material required, based on the yardage requirement listed for each piece. Allseating will not order special leather from any supplier other than their own.

Allseating can take no responsibility for tailoring, wearability or application of COM/COL covers. Allseating is not held responsible for receipt of defective fabrics, as they are all applied as first quality goods. COM/COL is applied at customer's own risk and Allseating assumes no liability

INFO  
 ASTUTE  
 AYLES  
 CHIROFORM  
 DOVE  
 ENTAIL  
 EXCHANGE  
 FLUID  
 FOSTER  
 HALSA  
 INERTIA  
 JIF  
 LI  
 LEVO  
 M.O.  
 MULTI  
 PILLOWS  
 PRESTO  
 RAINBOW  
 RAY  
 REQUISITE  
 THERAPOD  
 TUCK  
 YOU  
 ZIP

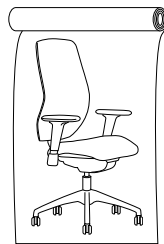
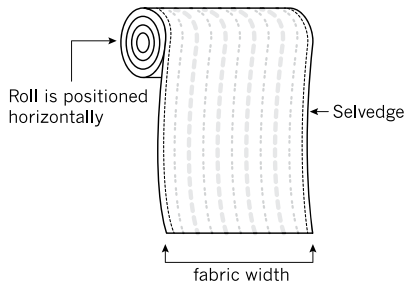
# CUSTOMER'S OWN MATERIAL (COM)/LEATHER (COL)

## ALL STANDARD SEATING FABRICS ARE APPLIED RIGHT WAY (OFF-THE-BOLT)

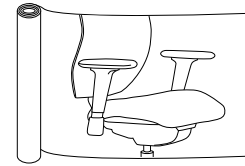
Usually, seating fabrics are patterned to run Right-Way (off-the-bolt). Allseating will upholster all seating products with the fabric pattern running off the bolt unless special instructions stating otherwise are received. (Upcharges may apply)

### Right Way Application (Off The Bolt)

To avoid unnecessary confusion, always specify Right Way or Railroad. Explanation of what Railroad and Right Way means.



**RW = Right Way**  
(As woven) or Top Right or In and Out of Both or Up the Goods



**RR = Railroad**  
or Selvage to Top

## FABRIC UPGRADE CHART FOR FABRICS GRADED 9 – 12

Determine the amount of fabric required for the product by referencing the COM yardage requirements as published. Once yardage has been determined, add the indicated list amount in the chart below to the published Group 8 price and discount as required.

Yardage	Grade 9	Grade 10	Grade 11	Grade 12
0.5	\$37	\$73	\$111	\$147
0.75	\$56	\$110	\$166	\$220
1	\$74	\$146	\$221	\$293
1.25	\$93	\$183	\$276	\$366
1.5	\$111	\$219	\$332	\$440
1.75	\$130	\$256	\$387	\$513
2	\$148	\$292	\$442	\$586
2.25	\$167	\$329	\$497	\$659
2.5	\$185	\$365	\$553	\$733
2.75	\$204	\$402	\$608	\$806
3	\$222	\$438	\$663	\$879
3.25	\$241	\$475	\$718	\$952
3.5	\$259	\$511	\$774	\$1,026
3.75	\$278	\$548	\$829	\$1,099
4	\$296	\$584	\$884	\$1,172
4.25	\$315	\$621	\$939	\$1,245
4.5	\$333	\$657	\$995	\$1,319
4.75	\$352	\$694	\$1,050	\$1,392
5	\$370	\$730	\$1,105	\$1,465
5.25	\$389	\$767	\$1,160	\$1,538
5.5	\$407	\$803	\$1,216	\$1,612
5.75	\$426	\$840	\$1,271	\$1,685
6	\$444	\$876	\$1,326	\$1,758
6.25	\$463	\$913	\$1,381	\$1,831
6.5	\$481	\$949	\$1,437	\$1,905
6.75	\$500	\$986	\$1,492	\$1,978
7	\$518	\$1,022	\$1,547	\$2,051
7.25	\$537	\$1,059	\$1,602	\$2,124
7.5	\$555	\$1,095	\$1,658	\$2,198
7.75	\$574	\$1,132	\$1,713	\$2,271

Yardage	Grade 9	Grade 10	Grade 11	Grade 12
8	\$592	\$1,168	\$1,768	\$2,344
8.25	\$611	\$1,205	\$1,823	\$2,417
8.5	\$629	\$1,241	\$1,879	\$2,491
8.75	\$648	\$1,278	\$1,934	\$2,564
9	\$666	\$1,314	\$1,989	\$2,637
9.25	\$685	\$1,351	\$2,044	\$2,710
9.5	\$703	\$1,387	\$2,100	\$2,784
9.75	\$722	\$1,424	\$2,155	\$2,857
10	\$740	\$1,460	\$2,210	\$2,930
10.25	\$759	\$1,497	\$2,265	\$3,003
10.5	\$777	\$1,533	\$2,321	\$3,077
10.75	\$796	\$1,570	\$2,376	\$3,150
11	\$814	\$1,606	\$2,431	\$3,223
11.25	\$833	\$1,643	\$2,486	\$3,296
11.5	\$851	\$1,679	\$2,542	\$3,370
11.75	\$870	\$1,716	\$2,597	\$3,443
12	\$888	\$1,752	\$2,652	\$3,516
12.25	\$907	\$1,789	\$2,707	\$3,589
12.5	\$925	\$1,825	\$2,763	\$3,663
12.75	\$944	\$1,862	\$2,818	\$3,736
13	\$962	\$1,898	\$2,873	\$3,809
13.25	\$981	\$1,935	\$2,928	\$3,882
13.5	\$999	\$1,971	\$2,984	\$3,956
13.75	\$1,018	\$2,008	\$3,039	\$4,029
14	\$1,036	\$2,044	\$3,094	\$4,102
14.25	\$1,055	\$2,081	\$3,149	\$4,175
14.5	\$1,073	\$2,117	\$3,205	\$4,249
14.75	\$1,092	\$2,154	\$3,260	\$4,322
15	\$1,110	\$2,190	\$3,315	\$4,395

# HOW TO ORDER YOUR ALLSEATING CHAIR

Select your chair, follow the steps below and enter corresponding codes in the boxes along the bottom of the page:

**YOU® MIDBACK**  
DESIGN | ALLSEATING  
QSA 518 | 711-18

**BASE PRICE | \$980**  
84012-NA

Grade 1/COM	Grade 2	Grade 3	Grade 4/COL	Grade 5	Grade 6	Grade 7	Grade 8	Leather 1	Leather 2	Leather 3
\$980	\$1,001	\$1,015	\$1,033	\$1,048	\$1,076	\$1,108	\$1,143	\$1,220	\$1,254	\$1,357

**FEATURES**

- Aluminum back frame
- 8.5" casters
- Black TVD nylon base
- Molded seat base
- Innovative back suspension with height support of 3.5"
- Leather roll and back height adjustment
- Arm features and frame specifications on page 18
- 24K Chrome plated options included are 12 arm and seat slider for more details see page 18

**DIMENSIONS**

- Overall: 38.2" x 42" x 28" W | 28" D
- Seat: 18.5" x 20" x 18.5" D
- Back: 22" x 18.75" W
- COM Seat: 17.75" H

**NOTES**

- Slips frosted down.
- For 8H and 8H height options, minimum quantities apply, please check with Sales Support for details.
- VCA Conference Arm is standard optional alternative.
- All other features are dependent on the control description. Please refer to the product manual for full description of available features.
- The product meets the requirements set forth in ANSI/BIFMA X5.1-2011 and is warranted for one year to 350 lbs.
- Dimensions are dependent on option selected. Product can be configured to comply with BIFMA 5.0-2010 Guidelines.
- \*L5 Option not available when: H1, H8, H10, C10 are selected. Composite base and matching casters will be substituted when L5 selected.
- \*\*L5 is only available with M3 Mesh L5 fabric (202) only.
- For more model code see page 22. Mesh seat will match mesh selection.

**TO ORDER SIMPLY FILL IN THE BLANKS**

84-0-12- - - - -

SERIES: 84, BACK STYLE: 0, CONTROL: 12, ARM: -, FRAME FINISH: -, BACK MESH: -, OPTIONS: -, FREIGHT OPTION: -, FREIGHT REQUIREMENTS: -, FABRIC CODE: -

BASE LIST PRICE (based on fabric grade)

MODEL CODE

OPTIONS

NOTE: For complete credit information, please refer to Allseating's 'Order Acceptance Policy' and 'Credit Terms' available in this catalog, under 'Conditions of Sale'.

If you have any questions about your order or the ordering process, please contact Allseating's Customer Service Department at 1 800 563 3502.

Specifications and Pricing valid at time of publishing. Please refer to SpecAll™ for most up-to-date information at [www.allseating.com](http://www.allseating.com)

## MODEL CODE

To determine your Model Code refer to the Series, Back Style, Controls (or Leg), available and the upcharge (if applicable) for each option. Select the desired configuration and place the corresponding number in the boxes noted at the bottom of the page.

## OPTION CODE

Refer to the Arms, Finishes, Option Code etc. for the availability and the upcharge for each option. Choose the options you require, and fill in the boxes with the appropriate code. If multiple options are desired, simply separate with a hyphen. If you do not fill in any option codes, you will be shipped the standard components.

## FABRIC CODE

Refer to the Allseating fabric cards, and select your fabric. The pricing pages indicate list prices for Group 1 - Group 8 Fabrics, as well as Leather 1-3 (for Groups 9 - 12 please see page 19 for pricing). Enter your selected Fabric Code into the appropriate box. Allseating customers may provide their own fabric or leather, and if you wish to do so, please see page 18 for COM and COL information.

Check your completed codes for accuracy and YouToo with Synchro Tilt, M2 Mesh in Platinum, T2 Arms with AWK, Hard Surface Casters and Seat Slider with Atlantic Fabric (F-A66064), your completed model code should look like this:

**84012-T2-BK-2PT-SS-AWK-LH-KD-F-OC DAN**  
**Model Code:** 84012  
**Option Code:** T2 - BK - 2PT - AWK - SS - LH  
**Fabric Code:** F-A66064

## DETERMINE YOUR FINAL LIST PRICE

The group of the fabric you select determines the list price of your chair. Please refer to the price chart at the top of the pricing page to determine the list price. If options are selected, add the corresponding upcharge to the list price.

For example, using the same model as above with a Grade 3 fabric the base list price will be: **\$1,070**

With the options note:  
 84012 (with Grade 3 fabric) \$1,070  
**T2 \$105 + 2PT \$25 + SS \$79 + AWK \$29 + LH \$28**

**FINAL LIST PRICE = \$1,248**

# HOW TO ORDER YOUR ALLSEATING CHAIR

## PLACE YOUR ORDER!

Email the following information to Allseating's Order Entry Department at [orders@allseating.com](mailto:orders@allseating.com) (or fax 1 800 272 9911):

- 1 | Completed Model Code with corresponding Options and Fabric codes.
- 2 | Final pricing. Please ensure that you calculate all of your selected options into your final price, as well as any discounts.
- 3 | Completed Purchase Order on company stationery or company letterhead, and include:
  - a purchaser's signature
  - a ship to address
  - contact name, phone number and e-mail address
  - **if available, please include SIF, XML or 20/20 Worksheet with purchase order.**

Please ensure that the Purchase Order is made out to:

Allseating  
 5800 Avebury Road, Unit 3  
 Mississauga, Ontario Canada  
 L5R 3M3

You will receive an automated order confirmation within 72 hours of receiving your Purchase Order, providing all correct information is received. Thank you in advance!

## FREIGHT SERVICES

Please be aware that Allseating's standard is to ship in KD (Knocked Down) format. However, in order for us to provide you with the best value and help you control your costs, Allseating offers 3 flat rate freight options: KD-Knocked Down, BW-Fully Assembled Blanket Wrapped and FA-Fully Assembled in a Carton (minimum order quantity of 25 units/seats applies). Where available, these options are detailed on each product page with a model code and price. For each of these freight options, Allseating will select carriers at their discretion. Allseating's standard shipping is "Best Way" which is typically "Dock to Dock". Recipients are required to arrange for people to receive and unload the contents of the trailer. Should an appointment be required with your receiving dock, this must be indicated on your purchase order and the freight company will reach out 24 hours in advance for a delivery appointment. Should you require any special freight services that are not included with our standard freight, the Allseating Sales Support Team will gladly assist you. However, for your convenience, we have provided an estimated price associated with the services commonly requested. Please ensure that you indicate one of the three (3) Freight Requirements offered in your model code: **AS** - Allseating Standard, **GD** - Guaranteed Delivery Date and Time (quote required) or **FQ** - Special Freight Service (quote required).

Please note the following freight service costs and ensure you indicate the quote reference # and charge provided by Sales Support on your Purchase Order:

ALLSEATING FREIGHT SERVICE*	NET PRICE	MODEL CODE
Guaranteed Delivery Date and Time	Call for quote	GD
Inside delivery	Call for quote	FQ
Residential Delivery	Call for quote	FQ
Shipments requiring to be palletized	Call for quote	FQ
Delivery before/after hours and/or weekends	Call for quote	FQ
Shipping points beyond standard zones (remote locations)	Call for quote	FQ
Overseas deliveries	Call for quote	FQ
Smaller truck required	Call for quote	FQ
Deliveries outside the 48 contiguous states and Canada (including NWT, YK, NU)	Call for quote	FQ
No Dock but accessible to 53 foot trailer	\$150 per truck	FQ
Not accessible to 53 foot trailer / small truck	\$300 per truck	FQ
Curbside delivery with 53 foot trailer	\$150 per truck	FQ
After hours	\$600 per truck	FQ
Power Tailgate	\$300 per truck	FQ
Military Base where US driver required for delivery	\$500 per truck	FQ
Driver Assist	\$300 per truck	FQ
Waiting*	\$125 /hour	

\*Please note that ALL services (including Allseating's Standard delivery) have a specific window for trucks to be unloaded (LTL=1 hour, FTL=2 hours). Any wait time outside of that window will incur charges at \$125/hour.

INFO

ASTUTE

AYLES

CHIROPORN

DOVE

ENTAIL

EXCHANGE

FLUID

FOSTER

HALSA

INERTIA

JIF

LI

LEVO

M.O.

MULTI

PILLOWS

PRESTO

RAINBOW

RAY

REQUISITE

THERAPOD

TUCK

YOU

ZIP

# MESH APPLICATION

MESH	MODEL CODE	COLOR NAME	YOU	LEVO	ENTAIL	INERTIA	ZIP	M.O.	FLUID	FOSTER
M1 [ENTAIL]	1ON	ONYX		•	•	•		•		
	1CN	CARBON		•	•	•		•		
	1CO	CAROB		•	•	•		•		
	1CR	CRIMSON		•	•	•		•		
	1CU	CURRENT		•	•	•		•		
	1DU	DUNE		•	•	•		•		
	1HZ	HAZE		•	•	•		•		
	1MA	MAIZE		•	•	•		•		
	1MI	MIDNIGHT		•	•	•		•		
	1PC	PACIFIC		•	•	•		•		
	1SA	SAGE		•	•	•		•		
	1SK	SMOKE		•	•	•		•		
	1CV	COVE		•	•	•		•		
1AU	AUTUMN			•	•	•		•		
M2 [FLUID, FOSTER, YOU MESH]	2IR	IRON	•		•	•	•	•	•	•
	2PT	PLATINUM	•		•	•	•	•	•	•
	2ZC	ZINC	•		•	•	•	•	•	•
	2CP	COPPER	•		•	•	•	•	•	•
	2PW	PEWTER	•		•	•	•	•	•	•
	2BR	BRONZE	•		•	•	•	•	•	•
	2PA	PATINA	•		•	•	•	•	•	•
	2GO	GOLD	•		•	•	•	•	•	•
	2RH	RHODIUM	•		•	•	•	•	•	•
M3 [FLUID, FOSTER, YOU MESH]	3EB	EBONY	•		•	•	•	•	•	•
	3CB	COBALT	•		•	•	•	•	•	•
	3SI	SILICA	•		•	•	•	•	•	•
	3SD	SANDSTONE	•		•	•	•	•	•	•
	3DG	DARK GREY	•		•	•	•	•	•	•
M4 [HONEYCOMB]	4BH	BLACK HONEYCOMB	•		•	•	•	•		
M5 [MO MESH]	5CO	COAL				•		•		
	5ST	STONE				•		•		
	5AQ	AQUA				•		•		
	5LE	LEAF				•		•		
	5FI	FIRE				•		•		
M7 [INERTIA]	7BK	BLACK				•				
	7NY	NAVY				•				
	7SB	SKY BLUE				•				
	7GR	GREY				•				
	7SV	SILVER				•				
	7SD	SANDSTONE				•				
	7GA	GREEN APPLE				•				
	7FL	FLARE				•				
M8 [ZIP]	8HM	HORIZONTAL					•			
	8SM	SHEER LATTITUDE					•			
M9	9PE	PETAL	•	•						
	9FL	FLAME	•	•						
	9SU	SUNFLOWER	•	•						
	9BS	BLUE SPRUCE	•	•						
	9RE	REEF	•	•						
	9BA	BAMBOO	•	•						
	9CH	CHESTNUT	•	•						
	9FR	FROST	•	•						
	9GR	GRANITE	•	•						
9CO	COSMOS	•	•							

# ALLSEATING™ PILLOWS

DESIGN | ALLSEATING  
NOT ON GSA CONTRACT



## FEATURES

- Patented flame resistant Stamina Fibre™
- Hypoallergenic
- Machine washable

BASE PRICE   \$98											
E4P01											
Code	Grade 1/COM	Grade 2	Grade 3	Grade 4/COL	Grade 5	Grade 6	Grade 7	Grade 8	Leather 1	Leather 2	Leather 3
E4P01	\$98	\$119	\$133	\$151	\$166	\$194	\$226	\$261	\$338	\$372	\$475
E4P02	\$120	\$134	\$143	\$155	\$166	\$184	\$205	\$229	\$280	\$303	\$371

SERIES	E4P	Allseating Pillows	QS	\$
SIZE	01	Lumbar Pillow [11" x 21"]		\$98
	02	Square Pillow [16" x 16"]		\$120
FREIGHT OPTIONS	FA	Fully Assembled in Carton		-
	BW	Blanket Wrapped		-
FREIGHT REQUIREMENTS	AS	Allseating Standard		-
	FQ	Special Freight Instructions (Call for Quote)		VAR
	GD	Guaranteed Delivery Date and Time (Call for Quote)		VAR

## DIMENSIONS

- Overall [Lumbar]: 11"H x 21"W
- Overall [Square]: 16"H x 16"W
- COM Lumbar: 0.75 yd
- COM Square: 0.5 yd

## NOTES

- Ships fully assembled
- For BW Freight Options, must accompany a qualifying seating order where minimum quantities apply, please check with Sales Support for details.

## TO ORDER SIMPLY FILL IN THE BLANKS

28	-	0			
SERIES		SIZE	FREIGHT OPTION	FREIGHT REQUIREMENTS	FABRIC CODE <small>Please refer to allseating.com for fabric codes.</small>



INFO  
ASTUTE  
AYLES  
CHIROFORM  
DOVE  
ENTAIL  
EXCHANGE  
FLUID  
FOSTER  
HALSA  
INERTIA  
JIF  
LI  
LEVO  
M.O.  
MULTI  
PILLOWS  
PRESTO  
RAINBOW  
RAY  
REQUISITE  
THERAPOD  
TUCK  
YOU  
ZIP



# ASTUTE® GUEST POLY

**BASE PRICE | \$395**  
24054-NPA/NPM

DESIGN | BUSK + HERTZOG | GSA SIN | 33721

Polypropylene Seat and Back	Grade 1/ COM	Grade 2	Grade 3	Grade 4/ COL	Grade 5	Grade 6	Grade 7	Grade 8	Leather 1	Leather 2	Leather 3
\$395	\$465	\$486	\$500	\$518	\$533	\$561	\$593	\$628	\$705	\$739	\$842

## FEATURES

- Standard nylon glide
- Reinforced polypropylene seat and back
- Polished aluminum arms
- Wall-Saving designed frame
- Optional upholstered seat
- Stacks 14 high on dolly, 7 with upholstered seats
- Stacks 6 on the floor, 4 with upholstered seats
- Caster stacking

## DIMENSIONS

- Overall Armless: 33.875"H | 20.93"W | 22.75"D
- Overall Penguin Arm 4-Leg: 33.875"H | 26.5"W | 22.75"D
- Overall Loop Arm 4-Leg: 33.875"H | 24.25"W | 22.75"D
- Seat: 18"W | 17.375"D | 18"H
- Back: 14"H | 18"W
- Upholstered seat will add 0.75" to seat height
- COM Seat: 0.75 yards

## NOTES

- Ships full assembled, for BW Freight Option, a 25 unit minimum order applies.
- For orders of less than 2, a cartoning surcharge of \$22 net will be incurred per order.
- Ganging brackets shipped separately: Requires Installation.
- This product meets the requirements set forth in ANSI/BIFMA X5.1-2011 and is warranted for users up to 350 lbs.
- \*Shroud required for stacking with upholstered seat.
- Dimensions are dependant on options selected. Product can be configured to comply with BIFMA G1-2002 Guidelines.
- Felt covered glides are suitable for use on hardwood, marble.
- Chrome Rockers best used on uneven floors, but are also suitable for all floor types

SERIES	24	Astute	QS	\$	
BACK STYLE	0	Midback		-	
LEG	54	Stackable 4-Leg		-	
	50	Stackable Sled (will not stack with loop arm)		\$10	
ARM	N	No Arm [Arm Finish Selection Still Required]		-	
	G	Penguin Arm		\$65	
	L	Loop Arm (will not stack with sled base)		\$110	
ARM FINISH	PA	Polished Aluminum		-	
	PM	Painted to Match Frame		-	
FRAME FINISH   COLLECTION 1	CM	Chrome		\$60	
	MON	Matte Onyx		-	
	MSK	Matte Smoke		-	
	PON	Onyx		-	
	PSK	Smoke		-	
	PHZ	Haze		-	
	PDU	Dune		-	
	PCT	Cotton		-	
	FRAME FINISH   COLLECTION 2 (25 unit minimum order quantity)	PCV	Cove		\$25
		PSA	Sage		\$25
		PCO	Carob		\$25
		PPC	Pacific		\$25
		PMA	Maize		\$25
PCU		Currant		\$25	
PAU		Autumn		\$25	
PMI		Midnight		\$25	
PCR		Crimson		\$25	
TRIM FINISH (glides + shroud) POLYPROPYLENE Indicate: B for Back S for Seat		BKN	Black		-
	SKN	Smoke		-	
	ON	Onyx		-	
	SK	Smoke		-	
	HZ	Haze		-	
	DU	Dune		-	
	CT	Cotton		-	
	MI	Midnight		-	
	CU	Currant		-	
	CO	Carob		-	
	PC	Pacific		-	
	CV	Cove		-	
	SA	Sage		-	
MA	Maize		-		
AU	Autumn		-		
CR	Crimson		-		
OPTIONS	UPH	Fully Upholstered Seat with Poly Back		VAR	
	SD	Shroud (will match Trim Finish)*		\$30	
	CA	Carpet Casters [Black Trim Only]		\$45	
	TC	Tile Casters [Black Trim Only]		\$53	
	CR	Chrome Rocker [Black Trim Only]		\$25	
	FG	Felt Glides (4-Leg + Black Trim only)		\$15	
	FG	Felt Glides (Sled)		\$15	
	GB	Ganging Bracket (No Arm only)		\$20	
FREIGHT OPTIONS	FA	Fully Assembled in a Carton		-	
	BW	Blanket Wrapped Fully Assembled [25 Unit Minimum]		\$20	
FREIGHT REQUIREMENTS	AS	Allseating Standard		-	
	FQ	Special Freight Instructions (Call for Quote)		VAR	
	GD	Guaranteed Delivery Date and Time (Call for Quote)		VAR	

ASTUTE Dolly 14	Please ensure dolly has separate model/line item with quantities specified.	\$490
-----------------	---	-------

## TO ORDER SIMPLY FILL IN THE BLANKS

24	0						B	S			
SERIES	BACK STYLE	LEG	ARM	ARM FINISH	FRAME FINISH	TRIM FINISH	POLYPROPYLENE BACK	POLYPROPYLENE SEAT	OPTIONS	FREIGHT OPTION	FABRIC CODE

For additional options separate with (-) hyphen.  
Please refer to allseating.com for fabric codes.

INFO  
ASTUTE  
AILES  
CHIROPOM  
DOVE  
ENTAIL  
EXCHANGE  
FLUID  
FOSTER  
HALSA  
INERTIA  
JIF  
LI  
LEVO  
M.O.  
MULTI  
PILLOWS  
PRESTO  
RAINBOW  
RAY  
REQUISITE  
THERAPOD  
TUCK  
YOU  
ZIP





# ASTUTE® STOOL POLY

**BASE PRICE | \$435**  
24052-NPA/NPM

DESIGN | BUSK + HERTZOG | GSA SIN | 33721

Polypropylene Seat and Back	Grade 1/ COM	Grade 2	Grade 3	Grade 4/ COL	Grade 5	Grade 6	Grade 7	Grade 8	Leather 1	Leather 2	Leather 3
\$435	\$505	\$526	\$540	\$558	\$573	\$601	\$633	\$668	\$745	\$779	\$882

## FEATURES

- Standard nylon glide
- Reinforced polypropylene seat and back
- Polished aluminum arms
- Wall-Saving designed frame
- Optional upholstered seat
- Stacks 10 high on dolly, 7 with upholstered seats
- Stacks 4 on the floor, 4 with upholstered seats

## DIMENSIONS

- Bar Overall Armless: 46.875"H | 21.8125"W | 22.75"D
- Bar Overall Penguin Arm 4-Leg: 46.875"H | 26.5"W | 22.75"D
- Bar Overall Loop Arm 4-Leg: 46.875"H | 24.25"W | 22.75"D
- Bar Seat: 31"H | 18"W | 17.75"D
- Counter Overall Armless: 46.875"H | 21.8125"W | 22.75"D
- Counter Overall Penguin Arm 4-Leg: 46.875"H | 26.5"W | 22.75"D
- Counter Overall Loop Arm 4-Leg: 46.875"H | 24.25"W | 22.75"D
- Back: 14"H | 18"W
- Upholstered seat will add 0.75" to seat height
- COM Seat: 0.75 yards

## NOTES

- \*Shroud required for stacking with upholstered seat.
- For orders of less than 2, a cartoning surcharge of \$22 net will be incurred per order.
- This product meets the requirements set forth in ANSI/BIFMA X5.1-2011 and is warranted for users up to 350 lbs.
- Dimensions are dependant on options selected. Product can be configured to comply with BIFMA G1-2002 Guidelines.
- Felt covered glides are suitable for use on hardwood, marble.
- Chrome Rockers best used on uneven floors, but are also suitable for all floor types

SERIES	24	Astute	QS	\$	
<b>BACK STYLE</b>	<b>0</b>	Midback	-	-	
<b>LEG</b>	<b>52</b>	Counter 4-Leg	-	-	
	<b>53</b>	Counter Sled (will not stack with loop arm)	-	\$10	
	<b>55</b>	Bar 4-Leg	-	\$30	
	<b>56</b>	Bar Sled (will not stack with loop arm)	-	\$40	
<b>ARM</b>	<b>N</b>	No Arm [Arm Finish Selection Still Required]	-	-	
	<b>G</b>	Penguin Arm	-	\$65	
	<b>L</b>	Loop Arm (will not stack with sled base)	-	\$110	
<b>ARM FINISH</b>	<b>PA</b>	Polished Aluminum	-	-	
	<b>PM</b>	Painted to Match Frame	-	-	
<b>FRAME FINISH   COLLECTION 1</b>	<b>CM</b>	Chrome	-	\$60	
	<b>MON</b>	Matte Onyx	-	-	
	<b>MSK</b>	Matte Smoke	-	-	
	<b>PON</b>	Onyx	-	-	
	<b>PSK</b>	Smoke	-	-	
	<b>PHZ</b>	Haze	-	-	
	<b>PDU</b>	Dune	-	-	
	<b>PCT</b>	Cotton	-	-	
	<b>FRAME FINISH   COLLECTION 2 (25 unit minimum order quantity)</b>	<b>PCV</b>	Cove	-	\$25
		<b>PSA</b>	Sage	-	\$25
		<b>PCO</b>	Carob	-	\$25
		<b>PPC</b>	Pacific	-	\$25
		<b>PMA</b>	Maize	-	\$25
<b>PCU</b>		Currant	-	\$25	
<b>PAU</b>		Autumn	-	\$25	
<b>PMI</b>		Midnight	-	\$25	
<b>PCR</b>		Crimson	-	\$25	
<b>TRIM FINISH (glides + shroud) POLYPROPYLENE Indicate: B for Back S for Seat</b>		<b>BKN</b>	Black	-	-
	<b>SKN</b>	Smoke	-	-	
	<b>ON</b>	Onyx	-	-	
	<b>SK</b>	Smoke	-	-	
	<b>HZ</b>	Haze	-	-	
	<b>DU</b>	Dune	-	-	
	<b>CT</b>	Cotton	-	-	
	<b>MI</b>	Midnight	-	-	
	<b>CU</b>	Currant	-	-	
	<b>CO</b>	Carob	-	-	
	<b>PC</b>	Pacific	-	-	
	<b>CV</b>	Cove	-	-	
	<b>SA</b>	Sage	-	-	
	<b>MA</b>	Maize	-	-	
	<b>AU</b>	Autumn	-	-	
	<b>CR</b>	Crimson	-	-	
	<b>OPTIONS</b>	<b>UPH</b>	Fully Upholstered Seat with Poly Back	-	VAR
<b>SD</b>		Shroud (will match Trim Finish)*	-	\$30	
<b>CR</b>		Chrome Rocker [Black Trim Only]	-	\$25	
<b>FG</b>		Felt Glides (4-Leg + Black Trim only)	-	\$15	
<b>FG</b>		Felt Glides (Sled)	-	\$15	
<b>FREIGHT OPTIONS</b>	<b>FA</b>	Fully Assembled in a Carton	-	-	
	<b>BW</b>	Blanket Wrapped Fully Assembled [25 Unit Minimum]	-	\$20	
<b>FREIGHT REQUIREMENTS</b>	<b>AS</b>	Allseating Standard	-	-	
	<b>FQ</b>	Special Freight Instructions (Call for Quote)	-	VAR	
	<b>GD</b>	Guaranteed Delivery Date and Time (Call for Quote)	-	VAR	

<b>ASTUTE Dolly 14</b>	Please ensure dolly has separate model/line item with quantities specified.	\$490
------------------------	---	-------

## TO ORDER SIMPLY FILL IN THE BLANKS

24	0						B	S			
SERIES	BACK STYLE	LEG	ARM	ARM FINISH	FRAME FINISH	TRIM FINISH	POLYPROPYLENE BACK	POLYPROPYLENE SEAT	OPTIONS	FREIGHT OPTION	FABRIC CODE

For additional options separate with (-) hyphen.

Please refer to allseating.com for fabric codes.

INFO  
ASTUTE  
AILES  
CHIROPOM  
DOVE  
ENTAIL  
EXCHANGE  
FLUID  
FOSTER  
HALSA  
INERTIA  
JIF  
LI  
LEVO  
M.O.  
MULTI  
PILLOWS  
PRESTO  
RAINBOW  
RAY  
REQUISITE  
THERAPOD  
TUCK  
YOU  
ZIP



# ASTUTE® FULLY UPHOLSTERED

**BASE PRICE | \$525**  
25054-NA

Grade 1/COM	Grade 2	Grade 3	Grade 4/COL	Grade 5	Grade 6	Grade 7	Grade 8	Leather 1	Leather 2	Leather 3
\$525	\$560	\$583	\$613	\$639	\$685	\$738	\$796	\$924	\$981	\$1,153

## FEATURES

- Standard nylon glide
- Polished aluminum arms
- Wall-Saving designed frame
- Stacks 7 high on dolly, 4 on the floor
- Caster stacking

## DIMENSIONS

- Overall Armless: 33.875"H | 20.93"W | 22.75"D
- Overall Penguin Arm 4-Leg: 33.875"H | 26.5"W | 22.75"D
- Overall Loop Arm 4-Leg: 33.875"H | 24.25"W | 22.75"D
- Seat: 18"W | 17.375"D | 19"H
- Back: 14"H | 18"W
- COM Back: 0.75 yards
- COM Seat: 0.75 yards
- COM: 1.25 yards

## NOTES

- Ships fully assembled for BW Freight Options, a 25 unit minimum order applies
- For orders of less than 2, a cartoning surcharge of \$22 net will be incurred per order.
- Ganging brackets shipped separately: Requires Installation.
- This product meets the requirements set forth in ANSI/BIFMA X5.1-2011 and is warranted for users up to 350 lbs.
- Dimensions are dependant on options selected. Product can be configured to comply with BIFMA G1-2002 Guidelines.
- Felt covered glides are suitable for use on hardwood, marble.
- Chrome Rockers best used on uneven floors, but are also suitable for all floor types

SERIES	24	Astute Fully Upholstered	QS	\$	
BACK STYLE	0	Midback	-	-	
LEG	54	Stackable 4-Leg	-	-	
	50	Stackable Sled (will not stack with loop arm)	-	\$10	
ARM	N	No Arm [Arm Finish Selection Still Required]	-	-	
	G	Penguin Arm	-	\$65	
	L	Loop Arm (will not stack with sled base)	-	\$110	
ARM FINISH	PA	Polished Aluminum	-	-	
	PM	Painted to Match Frame	-	-	
FRAME FINISH   COLLECTION 1	CM	Chrome	-	\$60	
	MON	Matte Onyx	-	-	
	MSK	Matte Smoke	-	-	
	PON	Onyx	-	-	
	PSK	Smoke	-	-	
	PHZ	Haze	-	-	
	PDU	Dune	-	-	
	PCT	Cotton	-	-	
	FRAME FINISH   COLLECTION 2 (25 unit minimum order quantity)	PCV	Cove	-	\$25
		PSA	Sage	-	\$25
PCO		Carob	-	\$25	
PPC		Pacific	-	\$25	
PMA		Cove	-	\$25	
PCU		Sage	-	\$25	
PAU		Maize	-	\$25	
PMI		Autumn	-	\$25	
PCR		Crimson	-	\$25	
TRIM FINISH (glides + shroud)		BKN	Black	-	-
	SKN	Smoke	-	-	
OPTIONS	SD	Shroud (will match Trim Finish)*	-	\$30	
	CA	Carpet Casters [Black Trim Only]	-	\$45	
	TC	Tile Casters [Black Trim Only]	-	\$53	
	CR	Chrome Rocker [Black Trim Only]	-	\$25	
	FG	Felt Glides (4-Leg + Black Trim only)	-	\$15	
	FG	Felt Glides (Sled)	-	\$15	
	GB	Ganging Bracket (No Arm only)	-	\$20	
FREIGHT OPTIONS	FA	Fully Assembled in a Carton	-	-	
	BW	Blanket Wrapped Fully Assembled [25 Unit Minimum]	-	\$20	
FREIGHT REQUIREMENTS	AS	Allseating Standard	-	-	
	FQ	Special Freight Instructions (Call for Quote)	-	VAR	
	GD	Guaranteed Delivery Date and Time (Call for Quote)	-	VAR	

ASTUTE Dolly 14	Please ensure dolly has separate model/line item with quantities specified.	\$490
-----------------	---	-------

## TO ORDER SIMPLY FILL IN THE BLANKS

25	0									
SERIES	BACK STYLE	LEG	ARM	ARM FINISH	FRAME FINISH	TRIM FINISH	OPTIONS For additional options separate with (-) hyphen.	FREIGHT OPTION	FREIGHT REQUIREMENTS	FABRIC CODE Please refer to allseating.com for fabric codes.



# ASTUTE® FULLY UPHOLSTERED STOOL

**BASE PRICE | \$565**  
**25052-NPA/NPM**

Grade 1/COM	Grade 2	Grade 3	Grade 4/COL	Grade 5	Grade 6	Grade 7	Grade 8	Leather 1	Leather 2	Leather 3
\$565	\$600	\$623	\$653	\$679	\$725	\$778	\$836	\$964	\$1,021	\$1,193

## FEATURES

- Standard nylon glide
- Polished aluminum arms
- Wall-Saving designed frame
- Stacks 7 high on dolly, 4 on the floor

## DIMENSIONS

- Counter Overall Armless: 41.5"H | 21.4375"W | 22.75"D
- Counter Penguin Arm 4-Leg: 41.5"H | 26.5"W | 22.75"D
- Counter Overall Loop Arm 4-Leg: 41.5"H | 24.25"W | 22.75"D
- Counter Seat: 25.5"H | 18"W | 17.75"D
- Bar Overall Armless: 46.875"H | 21.8125"W | 22.75"D
- Bar Overall Penguin Arm 4-Leg: 46.875"H | 26.5"W | 22.75"D
- Bar Overall Loop Arm: 46.875"H | 24.25"W | 22.75"D
- Bar Seat: 31"H | 18"W | 17.75"D
- Back: 14"H | 18"W
- COM Back: 0.75 yards
- COM Seat: 0.75 yards
- COM: 1.25 yards

## NOTES

- Ships fully assembled for BW Freight Options, a 25 unit minimum order applies
- For orders of less than 2, a cartoning surcharge of \$22 net will be incurred per order.
- This product meets the requirements set forth in ANSI/BIFMA X5.1-2011 and is warranted for users up to 350 lbs.
- Dimensions are dependant on options selected. Product can be configured to comply with BIFMA G1-2002 Guidelines.
- \*Shroud required for stacking.
- Felt covered glides are suitable for use on hardwood, marble.
- Chrome Rockers best used on uneven floors, but are also suitable for all floor types

SERIES	25	Astute Fully Upholstered	QS	\$	
<b>BACK STYLE</b>	<b>0</b>	Midback	-	-	
<b>LEG</b>	<b>52</b>	Counter 4-Leg	-	-	
	<b>53</b>	Counter Sled (will not stack with loop arm)	-	\$10	
	<b>55</b>	Bar 4-Leg	-	\$30	
	<b>56</b>	Bar Sled (will not stack with loop arm)	-	\$40	
<b>ARM</b>	<b>N</b>	No Arm [Arm Finish Selection Still Required]	-	-	
	<b>G</b>	Penguin Arm	-	\$65	
	<b>L</b>	Loop Arm (will not stack with sled base)	-	\$110	
<b>ARM FINISH</b>	<b>PA</b>	Polished Aluminum	-	-	
	<b>PM</b>	Painted to Match Frame	-	-	
<b>FRAME FINISH   COLLECTION 1</b>	<b>CM</b>	Chrome	-	\$60	
	<b>MON</b>	Matte Onyx	-	-	
	<b>MSK</b>	Matte Smoke	-	-	
	<b>PON</b>	Onyx	-	-	
	<b>PSK</b>	Smoke	-	-	
	<b>PHZ</b>	Haze	-	-	
	<b>PDU</b>	Dune	-	-	
	<b>PCT</b>	Cotton	-	-	
	<b>FRAME FINISH   COLLECTION 2 (25 unit minimum order quantity)</b>	<b>PCV</b>	Cove	-	\$25
		<b>PSA</b>	Sage	-	\$25
<b>PCO</b>		Carob	-	\$25	
<b>PPC</b>		Pacific	-	\$25	
<b>PMA</b>		Cove	-	\$25	
<b>PCU</b>		Sage	-	\$25	
<b>PAU</b>		Maize	-	\$25	
<b>PMI</b>		Autumn	-	\$25	
<b>TRIM FINISH (glides + shroud)</b>	<b>BKN</b>	Black	-	-	
	<b>SKN</b>	Smoke	-	-	
<b>OPTIONS</b>	<b>SD</b>	Shroud (will match Trim Finish)*	-	\$30	
	<b>CR</b>	Chrome Rocker [Black Trim Only]	-	\$25	
	<b>FG</b>	Felt Glides (4-Leg + Black Trim only)	-	\$15	
	<b>FG</b>	Felt Glides (Sled)	-	\$15	
<b>FREIGHT OPTIONS</b>	<b>FA</b>	Fully Assembled in a Carton	-	-	
	<b>BW</b>	Blanket Wrapped Fully Assembled [25 Unit Minimum]	-	\$20	
<b>FREIGHT REQUIREMENTS</b>	<b>AS</b>	Allseating Standard	-	-	
	<b>FQ</b>	Special Freight Instructions (Call for Quote)	-	VAR	
	<b>GD</b>	Guaranteed Delivery Date and Time (Call for Quote)	-	VAR	

<b>ASTUTE Dolly 14</b>	Please ensure dolly has separate model/line item with quantities specified.	\$490
------------------------	---	-------

## TO ORDER SIMPLY FILL IN THE BLANKS

25	0									
<b>SERIES</b>	<b>BACK STYLE</b>	<b>LEG</b>	<b>ARM</b>	<b>ARM FINISH</b>	<b>FRAME FINISH</b>	<b>TRIM FINISH</b>	<b>OPTIONS</b> For additional options separate with (-) hyphen.	<b>FREIGHT OPTION</b>	<b>FREIGHT REQUIREMENTS</b>	<b>FABRIC CODE</b> Please refer to allseating.com for fabric codes.



# ASTUTE® +PLUS FULLY UPHOLSTERED

**BASE PRICE | \$695**  
25454-LPA/LPM

Grade 1/COM	Grade 2	Grade 3	Grade 4/COL	Grade 5	Grade 6	Grade 7	Grade 8	Leather 1	Leather 2	Leather 3
\$695	\$765	\$810	\$870	\$923	\$1,015	\$1,120	\$1,238	\$1,494	\$1,608	\$1,950

## FEATURES

- Standard nylon glide
- Polished aluminum loop arms
- Wall-Saving designed frame
- Does not stack

## DIMENSIONS

- Overall: 34"H | 32"W | 24"D
- Seat: 18"H | 26"W | 18"D
- Back: 17"H | 26"W
- COM: 2.5 yd.

## NOTES

- Ships fully assembled for BW Freight Options, a 25 unit minimum order applies
- For orders of less than 2, a cartoning surcharge of \$22 net will be incurred per order.
- This product meets the requirements set forth in ANSI/BIFMA X5.1-2011 and is warranted for users up to 500 lbs.
- Dimensions are dependant on options selected. Product can be configured to comply with BIFMA G1-2002 Guidelines.
- Felt covered glides are suitable for use on hardwood, marble.

SERIES	24	Astute Fully Upholstered	QS	\$
<b>BACK STYLE</b>	4	Plus	-	-
<b>LEG</b>	54	4-Leg	-	-
<b>ARM</b>	L	Loop Arm	-	-
<b>ARM FINISH</b>	PA	Polished Aluminum	-	-
	PM	Painted to Match Frame	-	-
<b>FRAME FINISH   COLLECTION 1</b>	CM	Chrome	-	\$60
	MON	Matte Onyx	-	-
	MSK	Matte Smoke	-	-
	PON	Onyx	-	-
	PSK	Smoke	-	-
	PHZ	Haze	-	-
	PDU	Dune	-	-
	PCT	Cotton	-	-
<b>FRAME FINISH   COLLECTION 2</b> (25 unit minimum order quantity)	PCV	Cove	-	\$25
	PSA	Sage	-	\$25
	PCO	Carob	-	\$25
	PPC	Pacific	-	\$25
	PMA	Maize	-	\$25
	PCU	Currant	-	\$25
	PAU	Autumn	-	\$25
	PMI	Midnight	-	\$25
	PCR	Crimson	-	\$25
<b>TRIM FINISH (glides + shroud)</b>	BKN	Black	-	-
<b>OPTIONS</b>	FG	Felt Glides	-	\$15
<b>FREIGHT OPTIONS</b>	FA	Fully Assembled in a Carton	-	-
	BW	Blanket Wrapped Fully Assembled [25 Unit Minimum]	-	\$20
<b>FREIGHT REQUIREMENTS</b>	AS	Allseating Standard	-	-
	FQ	Special Freight Instructions (Call for Quote)	-	VAR
	GD	Guaranteed Delivery Date and Time (Call for Quote)	-	VAR

## TO ORDER SIMPLY FILL IN THE BLANKS

24	-	4	-	54	-	L	-		-		-	BKN	-	FG	-		-		-	
<b>SERIES</b>		<b>BACK STYLE</b>		<b>LEG</b>		<b>ARM</b>		<b>ARM FINISH</b>		<b>FRAME FINISH</b>		<b>TRIM FINISH</b>		<b>OPTIONS</b> For additional options separate with (-) hyphen.		<b>FREIGHT OPTION</b>		<b>FREIGHT REQUIREMENTS</b>		<b>FABRIC CODE</b> Please refer to allseating.com for fabric codes.



# ASTUTE® GUEST WOOD

DESIGN | BUSK + HERTZOG  
GSA SIN | 33721

## BASE PRICE | \$710 24054-NPA/NPM

Wood Seat and Back	Grade 1/ COM	Grade 2	Grade 3	Grade 4/ COL	Grade 5	Grade 6	Grade 7	Grade 8	Leather 1	Leather 2	Leather 3
\$710	\$660	\$681	\$695	\$713	\$728	\$756	\$788	\$823	\$900	\$934	\$1,037

### FEATURES

- Standard nylon glide
- Reinforced polypropylene seat and back
- Polished aluminum arms
- Wall-Saving designed frame
- Optional upholstered seat
- Stacks 14 high on dolly, 7 with upholstered seats
- Stacks 6 on the floor, 4 with upholstered seats
- Caster stacking

### DIMENSIONS

- Overall Armless: 33.875"H | 20.93"W | 22.75"D
- Overall Penguin Arm 4-Leg: 33.875"H | 26.5"W | 22.75"D
- Overall Loop Arm 4-Leg: 33.875"H | 24.25"W | 22.75"D
- Seat: 18"W | 17.375"D
- Back: 14"H | 18"W
- Upholstered seat will add 0.75" to seat height
- COM: 0.75 yd.

### NOTES

- Ships fully assembled, for BW Freight Option, a 25 unit minimum order applies.
- For orders of less than 2, a cartoning surcharge of \$22 net will be incurred per order.
- Ganging brackets shipped separately: Requires Installation.
- This product meets the requirements set forth in ANSI/BIFMA X5.1-2011 and is warranted for users up to 350 lbs.
- Dimensions are dependant on options selected. Product can be configured to comply with BIFMA G1-2002 Guidelines.
- \*Shroud required for stacking with upholstered seat.
- Felt covered glides are suitable for use on hardwood, marble.
- Chrome Rockers best used on uneven floors, but are also suitable for all floor types

SERIES	24	Astute	QS	\$
<b>BACK STYLE</b>	<b>0</b>	Midback		-
<b>LEG</b>	<b>54</b>	Stackable 4-Leg		-
	<b>50</b>	Stackable Sled (will not stack with loop arm)		\$10
<b>ARM</b>	<b>N</b>	No Arm [Arm Finish Selection Still Required]		-
	<b>G</b>	Penguin Arm		\$65
	<b>L</b>	Loop Arm (will not stack with sled base)		\$110
<b>ARM FINISH</b>	<b>PA</b>	Polished Aluminum		-
	<b>PM</b>	Painted to Match Frame		-
<b>FRAME FINISH   COLLECTION 1</b>	<b>CM</b>	Chrome		\$60
	<b>MON</b>	Matte Onyx		-
	<b>MSK</b>	Matte Smoke		-
	<b>PON</b>	Onyx		-
	<b>PSK</b>	Smoke		-
	<b>PHZ</b>	Haze		-
	<b>PDU</b>	Dune		-
	<b>PCT</b>	Cotton		-
<b>FRAME FINISH   COLLECTION 2 (25 unit minimum order quantity)</b>	<b>PCV</b>	Cove		\$25
	<b>PSA</b>	Sage		\$25
	<b>PCO</b>	Carob		\$25
	<b>PPC</b>	Pacific		\$25
	<b>PMA</b>	Maize		\$25
	<b>PCU</b>	Currant		\$25
	<b>PAU</b>	Autumn		\$25
	<b>PMI</b>	Midnight		\$25
	<b>PCR</b>	Crimson		\$25
<b>TRIM FINISH (glides + shroud)</b>	<b>BKN</b>	Black		-
	<b>SKN</b>	Smoke		-
<b>WOOD</b>	<b>LB</b>	Striped Beech   Light		-
	<b>MB</b>	Striped Beech   Medium		-
	<b>DB</b>	Striped Beech   Dark		-
	<b>MW</b>	Walnut   Medium		\$150
	<b>DW</b>	Walnut   Dark		\$150
<b>OPTIONS</b>	<b>UPH</b>	Fully Upholstered Seat with Wood Back		VAR
	<b>SD</b>	Shroud (will match Trim Finish)*		\$30
	<b>CA</b>	Carpet Casters [Black Trim Only]		\$45
	<b>TC</b>	Tile Casters [Black Trim Only]		\$53
	<b>CR</b>	Chrome Rocker [Black Trim Only]		\$25
	<b>FG</b>	Felt Glides (4-Leg + Black Trim only)		\$15
	<b>FG</b>	Felt Glides (Sled)		\$15
	<b>GB</b>	Ganging Bracket (No Arm only)		\$20
<b>FREIGHT OPTIONS</b>	<b>FA</b>	Fully Assembled in a Carton		-
	<b>BW</b>	Blanket Wrapped Fully Assembled [25 Unit Minimum]		\$20
<b>FREIGHT REQUIREMENTS</b>	<b>AS</b>	Allseating Standard		-
	<b>FQ</b>	Special Freight Instructions (Call for Quote)		VAR
	<b>GD</b>	Guaranteed Delivery Date and Time (Call for Quote)		VAR

<b>ASTUTE Dolly 14</b>	Please ensure dolly has separate model/line item with quantities specified.	\$490
------------------------	---	-------

### TO ORDER SIMPLY FILL IN THE BLANKS

24	0						B	S				
SERIES	BACK STYLE	LEG	ARM	ARM FINISH	FRAME FINISH	TRIM FINISH	POLYPROPYLENE BACK	POLYPROPYLENE SEAT	OPTIONS	FREIGHT OPTION	FREIGHT REQUIREMENTS	FABRIC CODE
									For additional options separate with ( ) hyphen.			Please refer to allseating.com for fabric codes.

INFO  
ASTUTE  
AILES  
CHIROFORM  
DOVE  
ENTAIL  
EXCHANGE  
FLUID  
FOSTER  
HALSA  
INERTIA  
JIF  
LI  
LEVO  
M.O.  
MULTI  
PILLOWS  
PRESTO  
RAINBOW  
RAY  
REQUISITE  
THERAPOD  
TUCK  
YOU  
ZIP



# ASTUTE® STOOL WOOD

DESIGN | BUSK + HERTZOG  
GSA SIN | 33721

## BASE PRICE | \$750

### 24052-NPA/NPM

Wood Seat and Back	Grade 1/ COM	Grade 2	Grade 3	Grade 4/ COL	Grade 5	Grade 6	Grade 7	Grade 8	Leather 1	Leather 2	Leather 3
\$750	\$700	\$721	\$735	\$753	\$768	\$796	\$828	\$863	\$940	\$974	\$1,077

### FEATURES

- Standard nylon glide
- Reinforced polypropylene seat and back
- Polished aluminum arms
- Wall-Saving designed frame
- Optional upholstered seat
- Stacks 10 high on dolly, 7 with upholstered seats
- Stacks 4 on the floor, 4 with upholstered seats

### DIMENSIONS

- Counter Overall Armless: 41.5"H | 21.4375"W | 22.75"D
- Counter Penguin Arm: 41.5"H | 26.5"W | 22.75"D
- Counter Overall Loop: 41.5"H | 24.25"W | 22.75"D
- Counter Seat: 25.5"H | 18"W | 17.75"D
- Bar Overall Armless: 46.875"H | 21.8125"W | 22.75"D
- Bar Penguin Arm: 46.875"H | 26.5"W | 22.75"D
- Bar Overall Loop: 46.875"H | 24.25"W | 22.75"D
- Bar Seat: 31"H | 18"W | 17.75"D
- Back: 14"H | 18"W
- Upholstered seat will add 0.75" to seat height
- COM Seat: 0.75 yards

### NOTES

- For orders of less than 2, a cartoning surcharge of \$22 net will be incurred per order.
- This product meets the requirements set forth in ANSI/BIFMA X5.1-2011 and is warranted for users up to 350 lbs.
- Dimensions are dependant on options selected. Product can be configured to comply with BIFMA G1-2002 Guidelines.
- \*Shroud required for stacking with upholstered seat.
- Felt covered glides are suitable for use on hardwood, marble.
- Chrome Rockers best used on uneven floors, but are also suitable for all floor types

SERIES	24	Astute	QS	\$	
<b>BACK STYLE</b>	<b>0</b>	Midback		-	
<b>LEG</b>	<b>52</b>	Counter 4-Leg		-	
	<b>53</b>	Counter Sled (will not stack with loop arm)		\$10	
	<b>55</b>	Bar 4-Leg		\$30	
	<b>56</b>	Bar Sled (will not stack with loop arm)		\$40	
<b>ARM</b>	<b>N</b>	No Arm [Arm Finish Selection Still Required]		-	
	<b>G</b>	Penguin Arm		\$65	
	<b>L</b>	Loop Arm (will not stack with sled base)		\$110	
<b>ARM FINISH</b>	<b>PA</b>	Polished Aluminum		-	
	<b>PM</b>	Painted to Match Frame		-	
	<b>CM</b>	Chrome		\$60	
<b>FRAME FINISH   COLLECTION 1</b>	<b>MON</b>	Matte Onyx		-	
	<b>MSK</b>	Matte Smoke		-	
	<b>PON</b>	Onyx		-	
	<b>PSK</b>	Smoke		-	
	<b>PHZ</b>	Haze		-	
	<b>PDU</b>	Dune		-	
	<b>PCT</b>	Cotton		-	
	<b>FRAME FINISH   COLLECTION 2 (25 unit minimum order quantity)</b>	<b>PCV</b>	Cove		\$25
		<b>PSA</b>	Sage		\$25
		<b>PCO</b>	Carob		\$25
		<b>PPC</b>	Pacific		\$25
		<b>PMA</b>	Maize		\$25
<b>PCU</b>		Currant		\$25	
<b>PAU</b>		Autumn		\$25	
<b>PMI</b>		Midnight		\$25	
<b>PCR</b>		Crimson		\$25	
<b>TRIM FINISH (glides + shroud) WOOD</b>		<b>BKN</b>	Black		-
	<b>SKN</b>	Smoke		-	
	<b>LB</b>	Striped Beech   Light		-	
	<b>MB</b>	Striped Beech   Medium		-	
	<b>DB</b>	Striped Beech   Dark		-	
	<b>MW</b>	Walnut   Medium		\$150	
	<b>DW</b>	Walnut   Dark		\$150	
	<b>OPTIONS</b>	<b>UPH</b>	Fully Upholstered Seat with Wood Back		VAR
		<b>SD</b>	Shroud (will match Trim Finish)*		\$30
		<b>CR</b>	Chrome Rocker [Black Trim Only]		\$25
<b>FG</b>		Felt Glides (4-Leg + Black Trim only)		\$15	
<b>FREIGHT OPTIONS</b>	<b>FA</b>	Fully Assembled in a Carton		-	
	<b>BW</b>	Blanket Wrapped Fully Assembled [25 Unit Minimum]		\$20	
<b>FREIGHT REQUIREMENTS</b>	<b>AS</b>	Allseating Standard		-	
	<b>FQ</b>	Special Freight Instructions (Call for Quote)		VAR	
	<b>GD</b>	Guaranteed Delivery Date and Time (Call for Quote)		VAR	

<b>ASTUTE Dolly 14</b>	Please ensure dolly has separate model/line item with quantities specified.	\$490
------------------------	---	-------

### TO ORDER SIMPLY FILL IN THE BLANKS

24	0						B	S				
<b>SERIES</b>	<b>BACK STYLE</b>	<b>LEG</b>	<b>ARM</b>	<b>ARM FINISH</b>	<b>FRAME FINISH</b>	<b>TRIM FINISH</b>	<b>POLYPROPYLENE BACK</b>	<b>POLYPROPYLENE SEAT</b>	<b>OPTIONS</b> <small>For additional options separate with (-) hyphen.</small>	<b>FREIGHT OPTION</b>	<b>FREIGHT REQUIREMENTS</b>	<b>FABRIC CODE</b> <small>Please refer to allseating.com for fabric codes.</small>

INFO  
ASTUTE  
AILES  
CHIROFORM  
DOVE  
ENTAIL  
EXCHANGE  
FLUID  
FOSTER  
HALSA  
INERTIA  
JIF  
LI  
LEVO  
M.O.  
MULTI  
PILLOWS  
PRESTO  
RAINBOW  
RAY  
REQUISITE  
THERAPOD  
TUCK  
YOU  
ZIP



# AYLES™ GUEST

DESIGN | ALLSEATING  
GSA SIN | 33721

**BASE PRICE | \$1,350**  
41016-LB

Grade 1/COM	Grade 2	Grade 3	Grade 4/COL	Grade 5	Grade 6	Grade 7	Grade 8	Leather 1	Leather 2	Leather 3
\$1,350	\$1,427	\$1,477	\$1,543	\$1,600	\$1,702	\$1,818	\$1,947	\$2,229	\$2,354	\$2,731

**FEATURES**

- 4" Cylinder
- Aluminum lounge base
- Carpet casters

**DIMENSIONS**

- Overall: 36.25"- 40.25"H | 27.5"W | 27.5"D
- Seat: 17.125"- 21.125"H | 17"W | 18.5"D
- Back: 24.3125"H | 16"W
- COM FULL: 2.75 yd.
- COM BACK: 1.75 yd.
- COM SEAT: 1 yd.

SERIES	41	Ayles	QS	\$
BACK STYLE	0	Midback		-
CONTROL	16	Cone Mechanism*		-
	35	Knee Tilt		-
BASE	LB	Lounge Base		-
	BN	Black Nylon Caster Base		-
	AB	Aluminum Caster Base		\$60
	AR	Auto Return Cylinder		\$79
OPTIONS	H	55mm Hard Surface Casters		\$28
FREIGHT OPTIONS	FA	Fully Assembled in Carton		-
	BW	Blanket Wrapped Fully Assembled (25 unit minimum)		\$50
FREIGHT REQUIREMENTS	AS	Allseating Standard		-
	FQ	Special Freight Instructions (Call for Quote)		VAR
	GD	Guaranteed Delivery Date and Time (Call for Quote)		VAR

**NOTES**

- Ships fully assembled, for BW Freight Option, a 25 unit minimum order applies
- This product meets the requirements set forth in ANSI/BIFMA X5.1-2011 and is warranted for users up to 350 lbs.
- \*When caster base is selected, Cone Mechanism will match

**TO ORDER SIMPLY FILL IN THE BLANKS**

41 - 
 0 - 
   - 
   - 
   - 
   - 
   - 
  

**SERIES**      **BACK STYLE**      **CONTROL**      **BASE**      **OPTIONS**      **FREIGHT OPTION**      **FREIGHT REQUIREMENTS**      **FABRIC CODE**  
For additional options separate with (-) hyphen.      Please refer to allseating.com for fabric codes.

INFO  
ASTUTE  
AYLES  
CHIROFORM  
DOVE  
ENTAIL  
EXCHANGE  
FLUID  
FOSTER  
HALSA  
INERTIA  
JIF  
LI  
LEVO  
M.O.  
MULTI  
PILLOWS  
PRESTO  
RAINBOW  
RAY  
REQUISITE  
THERAPOD  
TUCK  
YOU  
ZIP

# AYLES™ OTTOMAN

DESIGN | ALLSEATING  
GSA SIN | 33721



## FEATURES

- Aluminum lounge base

BASE PRICE   \$250 41X51-LB										
Grade 1/COM	Grade 2	Grade 3	Grade 4/COL	Grade 5	Grade 6	Grade 7	Grade 8	Leather 1	Leather 2	Leather 3
\$250	\$278	\$296	\$320	\$341	\$378	\$420	\$467	\$570	\$615	\$752

SERIES	41	Ayles	QS	\$
BACK STYLE	X	No Back		-
LEG	51	Ottoman		-
BASE	LB	Lounge Base		-
FREIGHT OPTIONS	FA	Fully Assembled in Carton		-
	BW	Blanket Wrapped Fully Assembled (25 unit minimum)		\$20
FREIGHT REQUIREMENTS	AS	Allseating Standard		-
	FQ	Special Freight Instructions (Call for Quote)		VAR
	GD	Guaranteed Delivery Date and Time (Call for Quote)		VAR

## DIMENSIONS

- Overall: 16.5"H | 21"W | 18"D
- COM: 1 yd.

## NOTES

- Ships fully assembled, for BW Freight Option, a 25 unit minimum order applies.
- This product meets the requirements set forth in ANSI/BIFMA X5.1-2011 and is warranted for users up to 350 lbs.

### TO ORDER SIMPLY FILL IN THE BLANKS

41	-	X	-	51	-	LB	-		-		-	
SERIES		BACK STYLE		LEG		BASE		FREIGHT OPTION		FREIGHT REQUIREMENTS		FABRIC CODE Please refer to allseating.com for fabric codes.





# CHIROFORM™ ULTRA MIDBACK

DESIGN | ALEX HARLEY  
GSA SIN | 33721

**BASE PRICE | \$585**  
96040-NA

Grade 1/COM	Grade 2	Grade 3	Grade 4/COL	Grade 5	Grade 6	Grade 7	Grade 8	Leather 1	Leather 2	Leather 3
\$585	\$627	\$654	\$690	\$722	\$777	\$840	\$911	\$1,064	\$1,133	\$1,338

## FEATURES

- 3.5" cylinder
- Composite base with optional high profile nylon base
- For arm features and travel specifications, see page 16
- Carpet casters
- High density foam
- 24|7 Warranty on Synchro (40) and Deluxe Synchro (12) mechanisms, options included are T2 arms and Seat Slider

## DIMENSIONS

- Overall [Synchro Tilt]: 36.5"- 40"H | 28"W | 28"D
- Overall [Deluxe Tilt J-Bar]: 38" - 41.5"H | 28"W | 28"D
- Seat [Synchro Tilt]: 16.5"- 20"H | 21.5"W | 21"D
- Seat [Deluxe Tilt J-Bar]: 18.25"-21.75"H | 21.5"W | 21"D
- Back: 20"H | 19"W
- COM FULL: 1.5 yds

## NOTES

- Ships knocked down.
- For BW and FA Freight Options, minimum quantities apply.
- All other features are dependant on the control specified. Please refer to Control Choice on page 8 for full description of available features.
- This product meets the requirements set forth in ANSI/ BIFMA X5.1-2011 and is warranted for users up to 350 lbs.
- Dimensions are dependant on options selected. Product can be configured to comply with BIFMA G1-2002 guidelines.
- If requiring a 3" seat slider, please specify with code SE rather than SS.
- \*P | Pressure Braking Casters - casters allow the chair to roll only when someone is sitting in the chair.
- \*\*RP | Reverse Braking Casters - casters allow the chair to roll only when someone is not in the chair.
- \*\*\* High profile base N/A with Seat Slider or LS options.

SERIES	96	Chiroform Ultra	QS	\$
<b>BACK STYLE</b>	<b>0</b>	Midback	•	-
<b>CONTROL</b>	<b>40</b>	Synchro Tilt (ST)	•	-
	<b>80</b>	Deluxe Tilt J-Bar (DJ)	•	\$55
<b>ARM</b>	<b>NA</b>	No Arm	•	-
	<b>T2</b>	Task 2 Arm (Available with AWK or AWL)	•	\$105
	<b>4D</b>	4 Dimensional Arm (Available with AWK or AWL)	•	\$125
	<b>MF</b>	Multi-functional Arm (width adjustment incl.) see page 16	•	\$150
	<b>SW</b>	Swivel Arm	•	\$150
	<b>TW</b>	Twister Arm	•	\$174
	<b>T7</b>	Ergonomic Task Arm	•	\$280
<b>OPTIONS</b>	<b>AWK</b>	Adjustable Width Bracket (Knob)	•	\$29
	<b>AWL</b>	Adjustment Width Bracket (Lever)	•	\$39
	<b>H</b>	Hard Surface Casters	•	\$28
	<b>P</b>	Pressure Braking Casters*	•	\$57
	<b>RP</b>	Reverse Pressure Braking Casters**	•	\$107
	<b>BU</b>	Bumper Trim	•	\$28
	<b>SS</b>	Seat Slider (Standard 2.5" range)	•	\$79
	<b>BN</b>	Ballistic Nylon Back	•	\$45
	<b>LS</b>	Low Seat Height with 5" Travel***	•	\$50
	<b>CL</b>	CAL TB133	•	\$90
	<b>HB</b>	High Profile Nylon Base (N/A with SS or LS)	•	-
<b>FREIGHT OPTIONS</b>	<b>KD</b>	Knocked Down	•	-
	<b>BW</b>	Blanket Wrapped - Fully Assembled [25 unit minimum]		\$50
	<b>FA</b>	Fully Assembled in Carton [25 unit minimum]		\$70
<b>FREIGHT REQUIREMENTS</b>	<b>AS</b>	Allseating Standard		-
	<b>FQ</b>	Special Freight Instructions (Call for Quote)		VAR
	<b>GD</b>	Guaranteed Delivery Date and Time (Call for Quote)		VAR

## TO ORDER SIMPLY FILL IN THE BLANKS

96	-	0	-		-		-		-		-		
<b>SERIES</b>		<b>BACK STYLE</b>		<b>CONTROL</b>		<b>ARM</b>		<b>OPTIONS</b> For additional options separate with (-) hyphen.		<b>FREIGHT OPTION</b>		<b>FREIGHT REQUIREMENTS</b>	
												<b>FABRIC CODE</b> Please refer to allseating.com for fabric codes.	



# CHIROFORM™ ULTRA HIGHBACK

DESIGN | ALEX HARLEY  
GSA SIN | 33721

**BASE PRICE | \$618**  
96140-NA

Grade 1/COM	Grade 2	Grade 3	Grade 4/COL	Grade 5	Grade 6	Grade 7	Grade 8	Leather 1	Leather 2	Leather 3
\$618	\$667	\$699	\$741	\$777	\$842	\$916	\$998	\$1,177	\$1,257	\$1,497

**FEATURES**

- 3.5" cylinder
- Composite base with optional high profile nylon base
- For arm features and travel specifications, see page 16
- Carpet casters
- High density foam
- 24|7 Warranty on Synchro (40) and Deluxe Synchro (12) mechanisms, options included are T2 arms and Seat Slider

**DIMENSIONS**

- Overall [Synchro Tilt]: 39.5"- 43"H | 28"W | 28"D
- Overall [Deluxe Tilt J-Bar]: 41"-44.5"H | 28"W | 28"D
- Seat [Synchro Tilt]: 16.5"- 20"H | 21.5"W | 21"D
- Seat [Deluxe Tilt J-Bar]: 18.25"-21.75"H | 21.5"W | 21"D
- Back: 23"H | 18.5"W
- COM FULL: 1.75 yds

**NOTES**

- Ships knocked down.
- For BW and FA Freight Options, minimum quantities apply.
- All other features are dependant on the control specified. Please refer to Control Choice on page 8 for full description of available features.
- This product meets the requirements set forth in ANSI/ BIFMA X5.1-2011 and is warranted for users up to 350 lbs.
- Dimensions are dependant on options selected. Product can be configured to comply with BIFMA G1-2002 guidelines.
- If requiring a 3" seat slider, please specify with code SE rather than SS
- \*P | Pressure Braking Casters - casters allow the chair to roll only when someone is sitting in the chair.
- \*\*RP | Reverse Braking Casters - casters allow the chair to roll only when someone is not in the chair.
- \*\*\* High profile base N/A with Seat Slider or LS options

SERIES	96	Chiroform Ultra	QS	\$
<b>BACK STYLE</b>	<b>1</b>	Highback	•	-
<b>CONTROL</b>	<b>40</b>	Synchro Tilt (ST)	•	-
	<b>80</b>	Deluxe Tilt J-Bar (DJ)	•	\$55
<b>ARM</b>	<b>NA</b>	No Arm	•	-
	<b>T2</b>	Task 2 Arm (Available with AWK or AWL)	•	\$105
	<b>4D</b>	4 Dimensional Arm (Available with AWK or AWL)	•	\$125
	<b>MF</b>	Multi-Functional Arm (width adjustment incl.) see page 16	•	\$150
	<b>SW</b>	Swivel Arm	•	\$150
	<b>TW</b>	Twister Arm	•	\$174
	<b>T7</b>	Ergonomic Task Arm	•	\$280
<b>OPTIONS</b>	<b>AWK</b>	Adjustable Width Bracket (Knob)	•	\$29
	<b>AWL</b>	Adjustment Width Bracket (Lever)	•	\$39
	<b>H</b>	Hard Surface Casters	•	\$28
	<b>P</b>	Pressure Braking Casters*	•	\$57
	<b>RP</b>	Reverse Pressure Braking Casters**	•	\$107
	<b>BU</b>	Bumper Trim	•	\$28
	<b>SS</b>	Seat Slider (Standard 2.5" range)***	•	\$79
	<b>BN</b>	Ballistic Nylon Back	•	\$45
	<b>LS</b>	Low Seat Height with 5" Travel***	•	\$50
	<b>CL</b>	CAL TB133	•	\$90
	<b>HB</b>	High Profile Nylon Base (N/A with SE or LS)	•	-
<b>FREIGHT OPTIONS</b>	<b>KD</b>	Knocked Down	•	-
	<b>BW</b>	Blanket Wrapped - Fully Assembled [25 unit minimum]		\$50
	<b>FA</b>	Fully Assembled in Carton [25 unit minimum]		\$70
<b>FREIGHT REQUIREMENTS</b>	<b>AS</b>	Allseating Standard		-
	<b>FQ</b>	Special Freight Instructions (Call for Quote)		VAR
	<b>GD</b>	Guaranteed Delivery Date and Time (Call for Quote)		VAR

**TO ORDER SIMPLY FILL IN THE BLANKS**

96	-	1	-		-		-		
<b>SERIES</b>		<b>BACK STYLE</b>		<b>CONTROL</b>		<b>ARM</b>		<b>OPTIONS</b>	<b>FREIGHT OPTION</b>
								For additional options separate with (-) hyphen.	<b>FREIGHT REQUIREMENTS</b>
									<b>FABRIC CODE</b> Please refer to allseating.com for fabric codes.

INFO  
ASTUTE  
AYLES  
CHIROFORM  
DOVE  
ENTAIL  
EXCHANGE  
FLUID  
FOSTER  
HALSA  
INERTIA  
JIF  
LI  
LEVO  
M.O.  
MULTI  
PILLOWS  
PRESTO  
RAINBOW  
RAY  
REQUISITE  
THERAPOD  
TUCK  
YOU  
ZIP



# CHIROFORM™ ULTRA 24:7

DESIGN | ALEX HARLEY  
GSA SIN | 33721

## BASE PRICE | \$760

97011-NA

Code	Grade 1/ COM	Grade 2	Grade 3	Grade 4/ COL	Grade 5	Grade 6	Grade 7	Grade 8	Leather 1	Leather 2	Leather 3
97011-NA	\$760	\$802	\$829	\$865	\$897	\$952	\$1,015	\$1,086	\$1,239	\$1,308	\$1,513
97111-NA	\$852	\$901	\$933	\$975	\$1,011	\$1,076	\$1,150	\$1,232	\$1,411	\$1,491	\$1,731

### FEATURES

- 5.5" heavy duty cylinder
- Heavy duty base
- Memory foam
- For arm features and travel specifications, see page 16
- Heavy duty carpet casters

### HIGHBACK DIMENSIONS

- Overall [Deluxe Tilter Heavy Duty]: 40"- 43.5"H | 27"W | 27"D
- Seat [Deluxe Tilter Heavy Duty]: 17.5"- 21"H | 21.5"W | 21"D
- Back: 23"H | 19"W
- COM FULL: 1.75 yds

### MIDBACK DIMENSIONS

- Overall [Deluxe Tilter Heavy Duty]: 37"- 40.5"H | 27"W | 27"D
- Seat [Deluxe Tilter Heavy Duty]: 17.5"- 21"H | 21.5"W | 21"D
- Back: 20"H | 19"W
- COM FULL: 1.5 yds

### NOTES

- Ships knocked down.
- For BW and FA Freight Options, minimum quantities apply.
- All other features are dependant on the control specified. Please refer to Control Choice on page 8 for full description of available features.
- This product meets the requirements set forth in ANSI/ BIFMA X5.1-2011 and is warranted for users up to 350 lbs.
- Dimensions are dependant on options selected. Product can be configured to comply with BIFMA G1-2002 guidelines.
- If requiring a 3" seat slider, please specify with code SE rather than SS
- \*P | Pressure Braking Casters - casters allow the chair to roll only when someone is sitting in the chair.
- \*\*RP | Reverse Braking Casters - casters allow the chair to roll only when someone is not in the chair.

SERIES	97	Chiroform Ultra	QS	\$
<b>BACK STYLE</b>	<b>0</b>	Midback	•	VAR
	<b>1</b>	Highback	•	VAR
<b>CONTROL</b>	<b>11</b>	Deluxe Tilter Heavy Duty (DJ/DH)	•	-
	<b>NA</b>	No Arm	•	-
	<b>T2</b>	Task 2 Arm	•	\$105
	<b>4D</b>	4 Dimensional Arm	•	\$125
<b>OPTIONS</b>	<b>AWL</b>	Adjustment Width Bracket (Lever)	•	\$39
	<b>H</b>	Hard Surface Casters	•	\$28
	<b>SS</b>	Seat Slider (Standard 2.5" range)***	•	\$79
	<b>BN</b>	Ballistic Nylon Back	•	INCL
	<b>CL</b>	CAL TB133	•	\$90
	<b>BU</b>	Bumper Trim	•	\$28
	<b>KD</b>	Knocked Down	•	-
<b>FREIGHT OPTIONS</b>	<b>BW</b>	Blanket Wrapped - Fully Assembled [25 unit minimum]		\$50
	<b>FA</b>	Fully Assembled in Carton [25 unit minimum]		\$70
	<b>AS</b>	Allseating Standard		-
<b>FREIGHT REQUIREMENTS</b>	<b>FQ</b>	Special Freight Instructions (Call for Quote)		VAR
	<b>GD</b>	Guaranteed Delivery Date and Time (Call for Quote)		VAR

### TO ORDER SIMPLY FILL IN THE BLANKS

97	-		-	11	-		-		-		-		-	
<b>SERIES</b>		<b>BACK STYLE</b>		<b>CONTROL</b>		<b>ARM</b>		<b>OPTIONS</b>		<b>FREIGHT OPTION</b>		<b>FREIGHT REQUIREMENTS</b>		<b>FABRIC CODE</b>
								For additional options separate with (-) hyphen.						Please refer to allseating.com for fabric codes.

INFO  
ASTUTE  
AYLES  
CHIROFORM  
DONE  
ENTAIL  
EXCHANGE  
FLUID  
FOSTER  
HALSA  
INERTIA  
JIF  
LI  
LEVO  
M.O.  
MULTI  
PILLOWS  
PRESTO  
RAINBOW  
RAY  
REQUISITE  
THERAPOD  
TUCK  
YOU  
ZIP



# CHIROFORM™ ULTRA STOOL

DESIGN | ALEX HARLEY  
GSA SIN | 33721

**BASE PRICE | \$635**  
96019-NA

Grade 1/COM	Grade 2	Grade 3	Grade 4/COL	Grade 5	Grade 6	Grade 7	Grade 8	Leather 1	Leather 2	Leather 3
\$635	\$677	\$704	\$740	\$772	\$827	\$890	\$961	\$1,114	\$1,183	\$1,388

## FEATURES

- 8" cylinder
- Composite base
- For arm features and travel specifications, see page 16
- Carpet casters

## DIMENSIONS

- Overall [Basic Stool]: 40"- 47.5"H | 28"W | 28"D
- Overall [Posture Back]: 40.5"-48"H | 28"W | 28"D
- Seat [Basic Stool]: 19.5"- 27"H | 21.5"W | 21"D
- Seat [Posture Back]: 21"-28.5"H | 21.5"W | 21"D
- Back: 20"H | 19"W
- 10" Stool Package
- Seat: 18.5"- 28.5"H, 19"W, 18.5"D
- COM FULL: 1.5 yds

## NOTES

- Ships knocked down.
- For BW and FA Freight Options, minimum quantities apply.
- All other features are dependant on the control specified. Please refer to Control Choice on page 8 for full description of available features.
- This product meets the requirements set forth in ANSI/ BIFMA X5.1-2011 and is warranted for users up to 350 lbs.
- Dimensions are dependant on options selected. Product can be configured to comply with BIFMA G1-2002 guidelines.
- \*P | Pressure Braking Casters - casters allow the chair to roll only when someone is sitting in the chair.
- \*\*RP | Reverse Braking Casters - casters allow the chair to roll only when someone is not in the chair.

SERIES	96	Chiroform Ultra	QS	\$
<b>BACK STYLE</b>	<b>0</b>	Midback	•	-
<b>CONTROL</b>	<b>19</b>	Basic Stool [B2]	•	-
	<b>30</b>	Posture Back [P]	•	\$70
<b>ARM</b>	<b>NA</b>	No Arm	•	-
	<b>T2</b>	Task 2 Arm [Available with AWK or AWL]	•	\$105
	<b>4D</b>	4 Dimensional Arm [Available with AWK or AWL]	•	\$125
	<b>MF</b>	Multi-Functional Arm [Width Adjustment Incl.] see pg. 16	•	\$150
<b>OPTIONS</b>	<b>AWK</b>	Adjustable Width Bracket [Knob]	•	\$29
	<b>AWL</b>	Adjustment Width Bracket (Lever)	•	\$39
	<b>H</b>	Hard Surface Casters	•	\$28
	<b>P</b>	Pressure Braking Casters*	•	\$57
	<b>RP</b>	Reverse Pressure Braking Casters**	•	\$107
	<b>BU</b>	Bumper Trim	•	\$28
	<b>10</b>	10" Stool Package (N/A with P Control)	•	\$34
	<b>BN</b>	Ballistic Nylon Back	•	\$45
	<b>CL</b>	CAL TB133	•	\$90
<b>FREIGHT OPTIONS</b>	<b>KD</b>	Knocked Down	•	-
	<b>BW</b>	Blanket Wrapped - Fully Assembled [25 unit minimum]		\$50
	<b>FA</b>	Fully Assembled in Carton [25 unit minimum]		\$70
<b>FREIGHT REQUIREMENTS</b>	<b>AS</b>	Allseating Standard		-
	<b>FQ</b>	Special Freight Instructions (Call for Quote)		VAR
	<b>GD</b>	Guaranteed Delivery Date and Time (Call for Quote)		VAR

## TO ORDER SIMPLY FILL IN THE BLANKS

96	0						
<b>SERIES</b>	<b>BACK STYLE</b>	<b>CONTROL</b>	<b>ARM</b>	<b>OPTIONS</b> For additional options separate with (-) hyphen.	<b>FREIGHT OPTION</b>	<b>FREIGHT REQUIREMENTS</b>	<b>FABRIC CODE</b> Please refer to allseating.com for fabric codes.



# CHIROFORM™ BIG

DESIGN | ALLSEATING  
GSA SIN | 33721

**BASE PRICE | \$1,065**  
99111-NA

Grade 1/COM	Grade 2	Grade 3	Grade 4/COL	Grade 5	Grade 6	Grade 7	Grade 8	Leather 1	Leather 2	Leather 3
\$1,065	\$1,128	\$1,169	\$1,223	\$1,270	\$1,353	\$1,448	\$1,553	\$1,784	\$1,886	\$2,195

## FEATURES

- 5.5" heavy duty cylinder
- Heavy duty base
- Memory foam
- Adjustable loop arm (2.375")
- Heavy duty carpet casters

## DIMENSIONS

- Overall [Deluxe Tilter Heavy Duty]: 41"- 46.5"H | 27"W | 27"D
- Seat [Deluxe Tilter Heavy Duty]: 17.75"- 23.25"H | 23.5"W | 21"D
- Back: 22"H | 22.25"W
- COM FULL: 2.75 yds

SERIES	99	Chiroform Big	QS	\$
<b>BACK STYLE</b>	<b>1</b>	Highback		-
<b>CONTROL</b>	<b>11</b>	Deluxe Tilter Heavy Duty (DJ/DH)		-
<b>ARM</b>	<b>NA</b>	No Arm		-
	<b>AL</b>	Adjustable Loop Arm		\$116
<b>OPTIONS</b>	<b>H</b>	Hard Surface Casters		\$28
	<b>BU</b>	Bumper Trim		\$28
	<b>CL</b>	CAL TB133		\$134
<b>FREIGHT OPTIONS</b>	<b>KD</b>	Knocked Down		-
	<b>BW</b>	Blanket Wrapped - Fully Assembled [25 unit minimum]		\$50
	<b>FA</b>	Fully Assembled in Carton [25 unit minimum]		\$70
<b>FREIGHT REQUIREMENTS</b>	<b>AS</b>	Allseating Standard		-
	<b>FQ</b>	Special Freight Instructions (Call for Quote)		VAR
	<b>GD</b>	Guaranteed Delivery Date and Time (Call for Quote)		VAR

## NOTES

- Ships knocked down.
- For BW and FA Freight Options, minimum quantities apply, please check with Sales Support for details
- Suitable for up to 500lbs.
- All other features are dependant on the control specified. Please refer to Control Choice on page 8 for full description of available features.
- This product meets the requirements set forth in ANSI/ BIFMA X5.1-2011.
- Dimensions are dependant on options selected. Product can be configured to comply with BIFMA G1-2002 guidelines..

## TO ORDER SIMPLY FILL IN THE BLANKS

99	-	1	-	11	-	[ ]	-	[ ]	-	[ ]	-	[ ]	
<b>SERIES</b>		<b>BACK STYLE</b>		<b>CONTROL</b>		<b>ARM</b>		<b>OPTIONS</b>		<b>FREIGHT OPTION</b>		<b>FREIGHT REQUIREMENTS</b>	
								For additional options separate with (-) hyphen.				Please refer to allseating.com for fabric codes.	

# DOVE™ LAB CHAIR

DESIGN | ALLSEATING  
GSA SIN | 33721



## FEATURES

- 5.5" cylinder
- Composite base
- Carpet casters
- Foot ring included with 8" or 10" stool package

## DIMENSIONS LAB CHAIR

- Overall: 30" - 43.5"H | 27"W | 24"D
- Seat: 18.25" - 25.5"H | 18"W | 17"D
- Back: 12.5" - 18.5"H | 16"W

## DIMENSIONS SCOOTER STOOL

- Overall: 20.5"H | 27"W | 27"D
- Seat: 15.5" - 20.5"H | 14" Diameter

**BASE PRICE | \$641**  
16030-PY

Code	Polyurethane Seat and Back
16017	\$248
16030	\$641

SERIES	16	Dove	QS	\$
<b>BACK STYLE</b>	<b>0</b>	Midback		-
<b>CONTROL</b>	<b>30</b>	Lab Chair Posture Back (P)		VAR
	<b>17</b>	Scooter Stool Basic Posture (B)		VAR
<b>SEAT</b>	<b>PY</b>	Polyurethane		-
<b>OPTIONS</b>	<b>H</b>	Hard Surface Casters		\$28
	<b>G</b>	Glides		\$28
	<b>P</b>	Pressure Braking Casters*		\$57
	<b>RP</b>	Reverse Pressure Braking Casters**		\$107
	<b>8</b>	8" Stool Package		\$112
	<b>10</b>	10" Stool Package		\$134
<b>FREIGHT OPTIONS</b>	<b>KD</b>	Knocked Down		-
	<b>BW</b>	Blanket Wrapped - Fully Assembled		\$50
	<b>FA</b>	Fully Assembled in Carton		\$70
<b>FREIGHT REQUIREMENTS</b>	<b>AS</b>	Allseating Standard		-
	<b>FQ</b>	Special Freight Instructions (Call for Quote)		VAR

## NOTES

- Ships knocked down
- For BW and FA freight options, minimum quantities apply.
- Foot ring is included with 8" or 10" stool package; base diameter change (Seat 8: 22" - 30" | Seat 10: 24.5" - 34.5"H)
- All other features are dependant on the control specified. Please refer to Control Choice on page 8 for full description of available features.
- This product meets the requirements set forth in ANSI/ BIFMA X5.1-2011 and is warranted for users up to 350 lbs.
- Dimensions are dependant on options selected. Product can be configured to comply with BIFMA G1-2002 guidelines.
- \*P | Pressure Braking Casters - casters allow the chair to roll only when someone is sitting in the chair.
- \*\*RP | Reverse Braking Casters - casters allow the chair to roll only when someone is not in the chair.

## TO ORDER SIMPLY FILL IN THE BLANKS

16 - 
 0 - 
   - 
 PY - 
   - 
   - 
   - 
  

**SERIES**      **BACK STYLE**      **CONTROL**      **SEAT**      **OPTIONS**      **FREIGHT OPTION**      **FREIGHT REQUIREMENTS**      **FABRIC CODE**  
For additional options separate with (-) hyphen.      Please refer to allseating.com for fabric codes.

INFO  
ASTUTE  
AYLES  
CHIROFORM  
DOVE  
ENTAIL  
EXCHANGE  
FLUID  
FOSTER  
HALSA  
INERTIA  
JIF  
LI  
LEVO  
M.O.  
MULTI  
PILLOWS  
PRESTO  
RAINBOW  
RAY  
REQUISITE  
THERAPOD  
TUCK  
YOU  
ZIP

# ENTAIL<sup>®</sup> MIDBACK

DESIGN: ALLSEATING  
NOT ON GSA CONTRACT



NOTE: SMOKE FRAME IS BEING PHASED OUT, CHECK WITH SALES SUPPORT FOR AVAILABLE QUANTITIES

**BASE PRICE | \$440**  
**90088-NA**

Grade 1/COM	Grade 2	Grade 3	Grade 4/COL	Grade 5	Grade 6	Grade 7	Grade 8	Leather 1	Leather 2	Leather 3
\$440	\$461	\$475	\$493	\$508	\$536	\$568	\$603	\$680	\$714	\$817

## FEATURES

- 4.25" cylinder
- Seat Slider comes standard
- Smoke or Black nylon base
- Molded seat foam
- Optional adjustable lumbar, headrest and aluminum base

## DIMENSIONS

- Overall [Basic Synchro Tilt]: 37"- 40.5"H | 27"W | 27"D
- Seat [Basic Synchro Tilt]: 16"- 20.5"H | 18.5"W | 18.75"D
- Back: 21"H | 18.5"W
- COM: 0.75 yd.

SERIES	90	Entail	QS	\$
<b>BACK STYLE</b>	<b>0</b>	Midback	•	-
<b>CONTROL</b>	<b>88</b>	Basic Synchro Tilt (BST)	•	-
<b>ARM</b>	<b>NA</b>	No Arm	•	-
	<b>WA</b>	With Arm	•	\$55
<b>FRAME FINISH</b>	<b>BKN</b>	Black Nylon	•	-
	<b>SKN</b>	Smoke Nylon	•	\$45
<b>BACK OPTIONS</b> (see page 22 for mesh model code)	<b>1ON</b>	M1 Mesh   Onyx	•	-
	<b>1CN</b>	M1 Mesh   Carbon	•	-
	<b>M1</b>	M1 Mesh (Colors other than Onyx or Carbon)		\$20
	<b>M2</b>	M2 Mesh		\$60
	<b>M3</b>	M3 Mesh		\$60
<b>OPTIONS</b>	<b>M4</b>	M4 Mesh		\$60
	<b>SS</b>	Seat Slider	•	INCL
	<b>LH</b>	65mm Hard Surface Casters	•	\$30
	<b>SC</b>	Sit to Counter (Black Frame Only)	•	\$130
	<b>HS</b>	High Seat 5.5" * (Black Frame Only)	•	-
	<b>HRC</b>	Head Rest (fabric matches chair frame)		\$48
	<b>HRF</b>	Head Rest (fabric matches seat fabric)		\$48
	<b>AWK</b>	Adjustable Width Bracket   Knob	•	\$29
	<b>LU</b>	Adjustable Lumbar	•	\$30
	<b>HAB</b>	High Profile Aluminum Base	•	\$60
<b>FREIGHT OPTIONS</b>	<b>KD</b>	Knocked Down	•	-
	<b>BW</b>	Blanket Wrapped - Fully Assembled [25 Unit Minimum]		\$50
	<b>FA</b>	Fully Assembled in Carton [25 Unit Minimum]		\$70
<b>FREIGHT REQUIREMENTS</b>	<b>AS</b>	Allseating Standard		-
	<b>FQ</b>	Special Freight Instructions (Call for Quote)		VAR
	<b>GD</b>	Guaranteed Delivery Date and Time (Call for Quote)		VAR

## NOTES

- Ships knocked down.
- Warranted for users up to 325lbs.
- For BW and FA freight options, minimum quantities apply, please
- This product meets the requirements set forth in ANSI/BIFMA X5.1-2011.
- Arms, base and casters will match frame finish selection.
- For mesh model code see page 22.
- \*Composite base will be substituted if HS option is selected

## TO ORDER SIMPLY FILL IN THE BLANKS

90 - 
 0 - 
 88 - 
   - 
   - 
   - 
   - 
   - 
   - 
  

**SERIES**    **BACK STYLE**    **CONTROL**    **ARM**    **FRAME FINISH**    **BACK OPTION**    **OPTIONS**    **FREIGHT OPTION**    **FREIGHT REQUIREMENTS**    **FABRIC CODE**  
For additional options separate with (-) hyphen.    Please refer to allseating.com for fabric codes.





# ENTAIL<sup>®</sup> INSTOCK

DESIGN: ALLSEATING  
NOT ON GSA CONTRACT

<b>BASE PRICE   \$475</b>	
<b>91088-WA</b>	
Oasis Black	
\$475	

## FEATURES

- 4.25" cylinder
- Task arm and seat slider come standard
- Black nylon base
- Molded seat foam
- Black Oasis seat fabric

## DIMENSIONS

- Overall [Basic Synchro Tilt]: 37"- 40.5"H | 27"W | 27"D
- Seat [Basic Synchro Tilt]: 16"- 20.5"H | 18.5"W | 18.75"D
- Back: 21"H | 18.5"W
- COM: 0.75 yd.

SERIES	91	Entail InStock	QS	\$
BACK STYLE	0	Midback	•	-
CONTROL	88	Basic Synchro Tilt (BST)	•	-
ARM	WA	With Arm	•	-
FRAME FINISH	BKN	Black Nylon	•	-
BACK MESH	10N	M1 Mesh   Onyx	•	-
OPTION	SS	Seat Slider	•	-
FREIGHT OPTIONS	KD	Knocked Down	•	-
FREIGHT REQUIREMENTS	AS	Allseating Standard		-
	FQ	Special Freight Instructions (Call for Quote)		VAR
	GD	Guaranteed Delivery Date and Time (Call for Quote)		VAR

## NOTES

- Ships knocked down.
- Warranted for users up to 325lbs.
- This product meets therequirements set forth in ANSI/BIFMA X5.1-2011.

## TO ORDER SIMPLY FILL IN THE BLANKS

91	-	0	-	88	-	WA	-	BKN	-	10N	-	SS	-	KD	-		-	F-OBLK
SERIES		BACK STYLE		CONTROL		ARM		FRAME FINISH		BACK MESH		OPTIONS For additional options separate with (-) hyphen.		FREIGHT OPTION		FREIGHT REQUIREMENTS		FABRIC CODE Please refer to allseating.com for fabric codes.



INFO  
ASTUTE  
AYLES  
CHIROFORM  
DOVE  
ENTAIL  
EXCHANGE  
FLUID  
FOSTER  
HALSA  
INERTIA  
JIF  
LI  
LEVO  
M.O.  
MULTI  
PILLOWS  
PRESTO  
RAINBOW  
RAY  
REQUISITE  
THERAPOD  
TUCK  
YOU  
ZIP





# ENTAIL<sup>®</sup> FULLY UPHOLSTERED

DESIGN: ALLSEATING  
NOT ON GSA CONTRACT

NOTE: MODEL BEING PHASED OUT

**BASE PRICE | \$490**  
**70088-NA**

Grade 1/COM	Grade 2	Grade 3	Grade 4/COL	Grade 5	Grade 6	Grade 7	Grade 8	Leather 1	Leather 2	Leather 3
\$490	\$532	\$559	\$595	\$627	\$682	\$745	\$816	\$969	\$1,038	\$1,243

## FEATURES

- 4.25" cylinder
- Lumbar support and seat slider come standard
- Smoke or Black nylon frame finish
- Molded seat foam

## DIMENSIONS

- Overall [Basic Synchro Tilt]: 38.75"- 42.5"H | 27"W | 27"D
- Seat [Basic Synchro Tilt]: 16.5"- 20"H | 19.25"W | 18.5"D
- Standard Back: 22"H | 18.75"W
- COM: 1.5 yd.

SERIES	70	Entail Upholstered	QS	\$
<b>BACK STYLE</b>	<b>0</b>	Midback	•	-
<b>CONTROL</b>	<b>88</b>	Basic Synchro Tilt (BST)	•	-
<b>ARM</b>	<b>NA</b>	No Arm	•	-
	<b>WA</b>	With Arm	•	\$55
<b>FRAME FINISH</b>	<b>BKN</b>	Black Nylon	•	-
	<b>SKN</b>	Smoke Nylon	•	\$45
<b>OPTIONS</b>	<b>SS</b>	Seat Slider	•	INCL
	<b>LU</b>	Adjustable Lumbar	•	INCL
	<b>AWK</b>	Adjustable Width Bracket   Knob	•	\$29
	<b>LH</b>	65mm Hard Surface Casters	•	\$30
	<b>HAB</b>	High Profile Aluminum Base	•	\$60
	<b>SC</b>	Sit to Counter	•	\$130
<b>FREIGHT OPTIONS</b>	<b>HS</b>	High Seat 5.5"*	•	-
	<b>KD</b>	Knocked Down	•	-
	<b>BW</b>	Blanket Wrapped - Fully Assembled (25 unit minimum)		\$50
	<b>FA</b>	Fully Assembled in Carton (25 unit minimum)		\$70
<b>FREIGHT REQUIREMENTS</b>	<b>AS</b>	Allseating Standard		-
	<b>FQ</b>	Special Freight Instructions (Call for Quote)		VAR
	<b>GD</b>	Guaranteed Delivery Date and Time (Call for Quote)		VAR

## NOTES

- Ships knocked down.
- For BW and FA freight options, minimum quantities apply, please check with Sales Support for details.
- Warranted for users up to 325lbs.
- This product meets the requirements set forth in ANSI/BIFMA X5.1-2011.
- Arms, base and casters will match frame finish selection.

## TO ORDER SIMPLY FILL IN THE BLANKS

70	-	0	-	88	-		-		-		-		-		-		
<b>SERIES</b>		<b>BACK STYLE</b>		<b>CONTROL</b>		<b>ARM</b>		<b>FRAME FINISH</b>		<b>BACK OPTION</b>		<b>OPTIONS</b>		<b>FREIGHT OPTION</b>		<b>FREIGHT REQUIREMENTS</b>	<b>FABRIC CODE</b>
												For additional options separate with (-) hyphen.					Please refer to allseating.com for fabric codes.



INFO  
ASTUTE  
AYLES  
CHIROFORM  
DOVE  
ENTAIL  
EXCHANGE  
FLUID  
FOSTER  
HALSA  
INERTIA  
JIF  
LI  
LEVO  
M.O.  
MULTI  
PILLOWS  
PRESTO  
RAINBOW  
RAY  
REQUISITE  
THERAPOD  
TUCK  
YOU  
ZIP



# ENTAIL<sup>®</sup> UPHOLSTERED INSTOCK

DESIGN: ALLSEATING  
NOT ON GSA CONTRACT

NOTE: MODEL BEING PHASED OUT

**BASE PRICE | \$490**  
**71088-WA**

F-ONIGHT	F-OSTORM
\$490	\$490

## FEATURES

- 4.25" cylinder
- Lumbar support and seat slider come standard
- Black nylon frame finish
- Molded seat foam
- Oasis Night or Oasis Storm fabric

## DIMENSIONS

- Overall [Basic Synchro Tilt]: 38.75"- 42.5"H | 27"W | 27"D
- Seat [Basic Synchro Tilt]: 16.5"- 20"H | 19.25"W | 18.5"D
- Back: 22"H | 18.75"W

SERIES	71	Entail Upholstered InStock	QS	\$
<b>BACK STYLE</b>	<b>0</b>	Midback	.	-
<b>CONTROL</b>	<b>88</b>	Basic Synchro Tilt (BST)	.	-
<b>ARM</b>	<b>WA</b>	With Arm	.	-
<b>FRAME FINISH</b>	<b>BKN</b>	Black Nylon	.	-
<b>OPTIONS</b>	<b>SS</b>	Seat Slider	.	INCL
	<b>LU</b>	Adjustable Lumbar	.	INCL
<b>FREIGHT OPTIONS</b>	<b>KD</b>	Knocked Down	.	-
<b>FREIGHT REQUIREMENTS</b>	<b>AS</b>	Allseating Standard		-
	<b>FQ</b>	Special Freight Instructions (Call for Quote)		VAR
	<b>GD</b>	Guaranteed Delivery Date and Time (Call for Quote)		VAR

## NOTES

- Ships knocked down.
- Warranted for users up to 325lbs.
- This product meets the requirements set forth in ANSI/BIFMA X5.1-2011.

## TO ORDER SIMPLY FILL IN THE BLANKS

71	-	0	-	88	-	WA	-	BKN	-	SS-LU	-	KD	-		-	
<b>SERIES</b>		<b>BACK STYLE</b>		<b>CONTROL</b>		<b>ARM</b>		<b>FRAME FINISH</b>		<b>OPTIONS</b> For additional options separate with (-) hyphen.		<b>FREIGHT OPTION</b>		<b>FREIGHT REQUIREMENTS</b>		<b>FABRIC CODE</b> Please refer to allseating.com for fabric codes.



# EXCHANGE® ONE-SEATER

DESIGN | NICK GILLISSIE GSA SIN | 33721



## BASE PRICE | \$1,150 E1011-NA

\*ARM PRICES LISTED AS SINGLE ARM ONLY  
\*KNIT SCREEN PRICES USE GRADE 3

Code	Grade 1/ COM	Grade 2	Grade 3/ Knit Screens	Grade 4/ COL	Grade 5	Grade 6	Grade 7	Grade 8	Leather 1	Leather 2	Leather 3
SEAT + OTTOMAN	\$725	\$774	\$806	\$848	\$884	\$949	\$1,023	\$1,105	\$1,284	\$1,364	\$1,604
BACK	\$425	\$474	\$506	\$548	\$584	\$649	\$723	\$805	\$984	\$1,064	\$1,304
LOW WIDE ARM*	\$348	\$390	\$417	\$453	\$485	\$540	\$603	\$674	\$827	\$896	\$1,101
LOW NARROW ARM*	\$288	\$323	\$346	\$376	\$402	\$448	\$501	\$559	\$687	\$744	\$916
HIGH WIDE ARM*	\$438	\$487	\$519	\$561	\$597	\$662	\$736	\$818	\$997	\$1,077	\$1,317
HIGH NARROW ARM*	\$365	\$414	\$446	\$488	\$524	\$589	\$663	\$745	\$924	\$1,004	\$1,244
PARTIAL SCREEN	\$192	\$241	\$273	\$315	\$351	\$416	\$490	\$572	\$751	\$831	\$1,071
FULL SCREEN	\$384	\$468	\$522	\$594	\$657	\$768	\$894	\$1,035	\$1,343	\$1,479	\$1,890
SURROUND SCREEN	\$832	\$1,028	\$1,154	\$1,322	\$1,469	\$1,728	\$2,022	\$2,351	\$3,069	\$3,387	\$4,346

### FEATURES

- Frame/legs 14 guage steel
- Back legs angle outward
- Black nylon glides
- Optional power unit 1xAC|2xUSB
- Complimentary tables page 57
- Seamless laminate surface
- Partial screen width includes seat only
- Full screen width includes back and arms
- Surround screen wraps back and arms
- Ottoman E1X11-NA-US-FABRIC
- **Linking Ends can be paired with any other End option. All Arms or 12" Platform Ends must be paired with either the same on the opposite end or a Linking end.**
- Refer to Application Guide for rules on using linking ends

### DIMENSIONS

- OVERALL NO ARM: 30"H x 24"W x 28"D
- SEAT: 18" H x 24" W x 20" D
- LOW ARMS:
  - Arm Height 24" H from Floor
  - Arm Height 6" H from Seat
- HIGH ARMS
  - Arm Height 30" H from Floor
  - Arm Height 12" H from Seat
- COM NO ARM FULL: 3.75 yds
- COM SEAT: 1.75 yds
- COM BACK: 1.75 yds
- COM LW ARM: 3yds
- COM LN ARM: 2.5 yds
- COM HW ARM: 3.5 yds
- COM HN ARM: 3.25 yds

### NOTES

- When blanket wrapped freight option selected with wood legs, "dummy" legs will be installed to eliminate possibility of damage during transportation
- Power location when seated
- Ships knocked down
- Warranted up to 350 lbs. per seat
- This product meets the requirements set forth in ANSI/BIFMA HCF 8.1

SERIES	E1	Exchange Linear	\$
<b>BACK STYLE</b>	0	Midback	VAR
	X	Ottoman	VAR
<b>LEG</b>	11	One-Seater	-
<b>END OPTION</b> (from seated position)	LNA	No Arm	-
<b>For 12" Platform, include FD or SD:</b>	LLK	Linking End	VAR
<b>FD: Full Depth (with Back)</b>	LLW	Low Wide	VAR
<b>SD: Seat Depth (no Back)</b>	LLN	Low Narrow	VAR
	LHW	High Wide	VAR
	LHN	High Narrow	VAR
	LPT	12" Platform (price includes laminate)	\$875
<b>ARM SURFACE</b> (available with low wide arm and 12" platform only) (list price for single low wide arm only)	BK	Black	\$325
	WH	White	\$325
	FO	Fog	\$325
	MS	Mist	\$325
	CL	Clay	\$325
	NT	Natural	\$325
	TA	Taupe	\$325
<b>LEG POSITION</b>	US	Under Seat [Ottoman]	-
	UA	Under Arm [not available for Ottoman]	-
<b>LEG TYPE</b>	SL	Standard Leg	-
	RL	Rectangle Leg	\$55
	WL	Wire Leg [Chrome Only   for painted contact Sales Support]	\$465
	LO	Wood Leg [Light Oak]	\$135
	MO	Wood Leg [Medium Oak]	\$135
	DO	Wood Leg [Dark Oak]	\$135
<b>PAINT FINISH</b>	MON	Matte Onyx	-
	MSK	Matte Smoke	-
	PON	Onyx	-
	PSK	Smoke	-
	PHZ	Haze	-
	PDU	Dune	-
	PCT	Cotton	-
	PCV	Cove	-
<b>POWER FINISH + LOCATION</b> Code: Combine Color + Side i.e. CR = Cloud Single Right Arm	O	Matte Onyx	-
	C	Matte Cloud	-
	S	Matte Smoke	-
<b>LOCATION (from seated position)</b>	L	Power USB Single Left Arm	\$250
	R	Power USB Single Right Arm	\$250
	D	Power USB Double [Both Arms]	\$500
<b>SCREEN TYPE</b>	PS	Partial Screen	VAR
	FS	Full Screen (available with marching ARMS only)	VAR
	SS	Surround Screen (available with marching ARMS only)	VAR
<b>KNIT SCREEN</b> (Select type then colour: Use grade 3 screen price)	FR	Frost	VAR
	JA	Java	VAR
	KH	Khaki	VAR
	BK	Black	VAR
	GR	Graphite	VAR
<b>FREIGHT OPTIONS</b>	BW	Blanket Wrapped Fully Assembled (25 seat min.)	\$70
	PA	Partially Assembled	\$70
<b>FREIGHT REQUIREMENTS</b>	AS	Allseating Standard	-
	GD	Guaranteed Delivery Date and Time [Call for quote]	VAR
	FQ	Special Freight Instructions (Call for Quote)	VAR

### TO ORDER SIMPLY FILL IN THE BLANKS


E1 -    - 11 - L - R -    -    -    -    -    -    -    -    -    -    -    -   

SERIES    BACK STYLE    LEG    END OPTION    END OPTION    ARM SURFACE    LEG POSITION    LEG TYPE    PAINT FINISH    POWER FINISH+LOCATION    SCREEN TYPE    KNIT SCREEN    FREIGHT OPTION    FREIGHT REQUIREMENTS    FABRIC CODE  
Please refer to allseating.com for fabric codes.

INFO  
ASTUTE  
AYLES  
CHIROPFORM  
DOVE  
ENTAIL  
EXCHANGE  
FLUID  
FOSTER  
HAUSA  
INERTIA  
JIF  
LI  
LEVO  
M.O.  
MULTI  
PILLOWS  
PRESTO  
RAINBOW  
RAY  
REQUISITE  
THERAPOD  
TUCK  
YOU  
ZIP

# EXCHANGE® TWO-SEATER

DESIGN | NICK GILLISSIE GSA SIN | 33721



## FEATURES

- Frame/legs 14 guage steel
- Back legs angle outward
- Black nylon glides
- Optional power unit 1xAC|2xUSB
- Complimentary tables page 57
- Seamless laminate surface
- Partial screen width includes seat only
- Full screen width includes back and arms
- Surround screen wraps back and arms
- Bench E1X12-NA-US-FABRIC
- **Linking Ends can be paired with any other End option. All Arms or 12" Platform Ends must be paired with either the same on the opposite end or a Linking end.**
- Refer to Application Guide for rules on using linking ends

## DIMENSIONS

OVERALL NO ARM: 30"H x 48"W x 28"D

• SEAT: 18" H x 24" W x 20" D

LOW ARMS:

• Arm Height 24" H from Floor

• Arm Height 6" H from Seat

HIGH ARMS

• Arm Height 30" H from Floor

• Arm Height 12" H from Seat

• COM NO ARM FULL: 7 yds

• COM SEAT: 3.5 yds

• COM BACK: 3.5 yds

• COM LW ARM: 3yds

• COM LN ARM: 2.5 yds

• COM HW ARM: 3.5 yds

• COM HN ARM: 3.25 yds

## NOTES

- When blanket wrapped freight option selected with wood legs, "dummy" legs will be installed to eliminate possibility of damage during transportation
- Power location when seated
- Ships knocked down
- Warranted up to 350 lbs. per seat
- This product meets the requirements set forth in ANSI/BIFMA HCF 8.1

## BASE PRICE | \$2,300

### E1012-NA

\*ARM PRICES LISTED AS SINGLE ARM ONLY  
\*KNIT SCREEN PRICES USE GRADE 3

Code	Grade 1/ COM	Grade 2	Grade 3/ Knit Screens	Grade 4/ COL	Grade 5	Grade 6	Grade 7	Grade 8	Leather 1	Leather 2	Leather 3
SEAT + BENCH	\$1,450	\$1,548	\$1,611	\$1,695	\$1,769	\$1,898	\$2,045	\$2,210	\$2,568	\$2,728	\$3,207
BACK	\$850	\$948	\$1,011	\$1,095	\$1,169	\$1,298	\$1,445	\$1,610	\$1,968	\$2,128	\$2,607
LOW WIDE ARM*	\$348	\$390	\$417	\$453	\$485	\$540	\$603	\$674	\$827	\$896	\$1,101
LOW NARROW ARM*	\$288	\$323	\$346	\$376	\$402	\$448	\$501	\$559	\$687	\$744	\$916
HIGH WIDE ARM*	\$438	\$487	\$519	\$561	\$597	\$662	\$736	\$818	\$997	\$1,077	\$1,317
HIGH NARROW ARM*	\$365	\$414	\$446	\$488	\$524	\$589	\$663	\$745	\$924	\$1,004	\$1,244
PARTIAL SCREEN	\$384	\$468	\$522	\$594	\$657	\$768	\$894	\$1,035	\$1,343	\$1,479	\$1,890
FULL SCREEN	\$576	\$695	\$772	\$874	\$963	\$1,120	\$1,299	\$1,498	\$1,934	\$2,127	\$2,710
SURROUND SCREEN	\$1,024	\$1,255	\$1,404	\$1,602	\$1,775	\$2,080	\$2,427	\$2,814	\$3,660	\$4,035	\$5,166

SERIES	E1	Exchange Linear	\$	
BACK STYLE	0	Midback	VAR	
	X	Bench	VAR	
LEG	12	Two Seater	-	
END OPTION (from seated position) For 12" Platform, include FD or SD: FD: Full Depth (with Back) SD: Seat Depth (no Back)	LNA	No Arm	-	
	LLK	Linking End	VAR	
	LLW	Low Wide	VAR	
	LLN	Low Narrow	VAR	
	LHW	High Wide	VAR	
	LHN	High Narrow	VAR	
	LPT	12" Platform (price includes laminate)	\$875	
	BK	Black	\$325	
	WH	White	\$325	
	FO	Fog	\$325	
	MS	Mist	\$325	
	CL	Clay	\$325	
NT	Natural	\$325		
TA	Taupe	\$325		
ARM SURFACE (available with low wide arm and 12" platform only) (list price for single low wide arm only)	EA	Earth	\$325	
	WW	Washed Wood	\$325	
	WL	Light Wood	\$325	
	WM	Medium Wood	\$325	
	WD	Dark Wood	\$325	
	WS	Slate Wood	\$325	
	US	Under Seat [Ottoman + Narrow Arms Only]	-	
	UA	Under Arm [not available for Ottoman]	-	
	LEG TYPE	SL	Standard Leg	-
		RL	Rectangle Leg	\$55
		WL	Wire Leg [Chrome Only   for painted contact Sales Support]	\$465
		LO	Wood Leg [Light Oak]	\$135
MO		Wood Leg [Medium Oak]	\$135	
DO		Wood Leg [Dark Oak]	\$135	
PAINT FINISH	MON	Matte Onyx	-	
	MSK	Matte Smoke	-	
	PON	Onyx	-	
	PSK	Smoke	-	
	PHZ	Haze	-	
	PDU	Dune	-	
	PCT	Cotton	-	
	PCV	Cove	-	
	O	Matte Onyx	-	
	C	Matte Cloud	-	
	S	Matte Smoke	-	
	L	Power USB Single Left Arm	\$250	
R	Power USB Single Right Arm	\$250		
D	Power USB Double [Both Arms]	\$500		
SCREEN TYPE	PS	Partial Screen	VAR	
	FS	Full Screen (available with marching ARMS only)	VAR	
	SS	Surround Screen (available with marching ARMS only)	VAR	
KNIT SCREEN (Select type then colour: Use grade 3 screen price)	FR	Frost	VAR	
	JA	Java	VAR	
	KH	Khaki	VAR	
	BK	Black	VAR	
	GR	Graphite	VAR	
	FREIGHT OPTIONS	BW	Blanket Wrapped Fully Assembled (25 seat min.)	\$140
PA		Partially Assembled	\$140	
AS		Allseating Standard	-	
FREIGHT REQUIREMENTS	GD	Guaranteed Delivery Date and Time [Call for quote]	VAR	
	FQ	Special Freight Instructions (Call for Quote)	VAR	

## TO ORDER SIMPLY FILL IN THE BLANKS


-  -  -  -  -  -  -  -  -  -  -  -  -  -  -

SERIES    BACK STYLE    LEG    END OPTION    END OPTION    ARM SURFACE    LEG POSITION    LEG TYPE    PAINT FINISH    POWER FINISH+LOCATION    SCREEN TYPE    KNIT SCREEN    FREIGHT OPTION    FREIGHT REQUIREMENTS    FABRIC CODE  
Please refer to allseating.com for fabric codes.

INFO  
ASTUTE  
AYLES  
CHIROPFORM  
DOVE  
ENTAIL  
EXCHANGE  
FLUID  
FOSTER  
HAUSA  
INERTIA  
JIF  
LI  
LEVO  
M.O.  
MULTI  
PILLOWS  
PRESTO  
RAINBOW  
RAY  
REQUISITE  
THERAPOD  
TUCK  
YOU  
ZIP

# EXCHANGE® THREE-SEATER

DESIGN | NICK GILLISSIE GSA SIN | 33721



## BASE PRICE | \$3,450 E1013-NA

\*ARM PRICES LISTED AS SINGLE ARM ONLY  
\*KNIT SCREEN PRICES USE GRADE 3

### FEATURES

- Frame/legs 14 guage steel
- Back legs angle outward
- Black nylon glides
- Optional power unit 1xAC|2xUSB
- Complimentary tables page 57
- Seamless laminate surface
- Partial screen width includes seat only
- Full screen width includes back and arms
- Surround screen wraps back and arms
- Bench E1X13-NA-US-FABRIC
- **Linking Ends can be paired with any other End option. All Arms or 12" Platform Ends must be paired with either the same on the opposite end or a Linking end.**
- Refer to Application Guide for rules on using linking ends

### DIMENSIONS

OVERALL NO ARM: 30"H x 72"W x 28"D

• SEAT: 18" H x 24" W x 20" D

LOW ARMS:

• Arm Height 24" H from Floor

• Arm Height 6" H from Seat

HIGH ARMS

• Arm Height 30" H from Floor

• Arm Height 12" H from Seat

• COM NO ARM FULL: 10.5 yds

• COM SEAT: 5.25 yds

• COM BACK: 5.25 yds

• COM LW ARM: 3yds

• COM LN ARM: 2.5 yds

• COM HW ARM: 3.5 yds

• COM HN ARM: 3.25 yds

### NOTES

- When blanket wrapped freight option selected with wood legs, "dummy" legs will be installed to eliminate possibility of damage during transportation
- Power location when seated
- Ships knocked down
- Warranted up to 350 lbs. per seat
- This product meets the requirements set forth in ANSI/BIFMA HCF 8.1

Code	Grade 1/ COM	Grade 2	Grade 3/ Knit Screens	Grade 4/ COL	Grade 5	Grade 6	Grade 7	Grade 8	Leather 1	Leather 2	Leather 3
SEAT + BENCH	\$2,175	\$2,322	\$2,417	\$2,543	\$2,653	\$2,847	\$3,068	\$3,314	\$3,852	\$4,091	\$4,811
BACK	\$1,275	\$1,422	\$1,517	\$1,643	\$1,753	\$1,947	\$2,168	\$2,414	\$2,952	\$3,191	\$3,911
LOW WIDE ARM*	\$348	\$390	\$417	\$453	\$485	\$540	\$603	\$674	\$827	\$896	\$1,101
LOW NARROW ARM*	\$288	\$323	\$346	\$376	\$402	\$448	\$501	\$559	\$687	\$744	\$916
HIGH WIDE ARM*	\$438	\$487	\$519	\$561	\$597	\$662	\$736	\$818	\$997	\$1,077	\$1,317
HIGH NARROW ARM*	\$365	\$414	\$446	\$488	\$524	\$589	\$663	\$745	\$924	\$1,004	\$1,244
PARTIAL SCREEN	\$576	\$695	\$772	\$874	\$963	\$1,120	\$1,299	\$1,498	\$1,934	\$2,127	\$2,710
FULL SCREEN	\$768	\$929	\$1,033	\$1,171	\$1,291	\$1,504	\$1,746	\$2,016	\$2,605	\$2,867	\$3,655
SURROUND SCREEN	\$1,216	\$1,489	\$1,665	\$1,899	\$2,103	\$2,464	\$2,874	\$3,332	\$4,331	\$4,775	\$6,111

SERIES	E1	Exchange Linear	\$	
BACK STYLE	0	Midback	VAR	
	X	Bench	VAR	
LEG	13	Three Seater	-	
END OPTION (from seated position) For 12" Platform, include FD or SD: FD: Full Depth (with Back) SD: Seat Depth (no Back)	LNA	No Arm	-	
	LLK	Linking End	VAR	
	LLW	Low Wide	VAR	
	LLN	Low Narrow	VAR	
	LHW	High Wide	VAR	
	LHN	High Narrow	VAR	
	LPT	12" Platform (price includes laminate)	\$875	
	BK	Black	\$325	
	WH	White	\$325	
	FO	Fog	\$325	
	MS	Mist	\$325	
	CL	Clay	\$325	
NT	Natural	\$325		
TA	Taupe	\$325		
ARM SURFACE (available with low wide arm and 12" platform only) (list price for single low wide arm only)	EA	Earth	\$325	
	WW	Washed Wood	\$325	
	WL	Light Wood	\$325	
	WM	Medium Wood	\$325	
	WD	Dark Wood	\$325	
	WS	Slate Wood	\$325	
	US	Under Seat [Ottoman + Narrow Arms Only]	-	
	UA	Under Arm [not available for Ottoman]	-	
	LEG TYPE	SL	Standard Leg	-
		RL	Rectangle Leg	\$55
		WL	Wire Leg [Chrome Only   for painted contact Sales Support]	\$465
		LO	Wood Leg [Light Oak]	\$135
MO		Wood Leg [Medium Oak]	\$135	
DO		Wood Leg [Dark Oak]	\$135	
PAINT FINISH	MON	Matte Onyx	-	
	MSK	Matte Smoke	-	
	PON	Onyx	-	
	PSK	Smoke	-	
	PHZ	Haze	-	
	PDU	Dune	-	
	PCT	Cotton	-	
	PCV	Cove	-	
	O	Matte Onyx	-	
	C	Matte Cloud	-	
POWER FINISH + LOCATION Code: Combine Color + Side i.e. CR = Cloud Single Right Arm LOCATION (from seated position)	S	Matte Smoke	-	
	L	Power USB Single Left Arm	\$250	
	R	Power USB Single Right Arm	\$250	
	D	Power USB Double [Both Arms]	\$500	
	PS	Partial Screen	VAR	
	FS	Full Screen (available with marching ARMS only)	VAR	
SCREEN TYPE	SS	Surround Screen (available with marching ARMS only)	VAR	
	FR	Frost	VAR	
	JA	Java	VAR	
	KH	Khaki	VAR	
	BK	Black	VAR	
KNIT SCREEN (Select type then colour: Use grade 3 screen price)	GR	Graphite	VAR	
	BW	Blanket Wrapped Fully Assembled (25 seat min.)	\$210	
	PA	Partially Assembled	\$210	
FREIGHT OPTIONS	AS	Allseating Standard	-	
	GD	Guaranteed Delivery Date and Time [Call for quote]	VAR	
	FQ	Special Freight Instructions (Call for Quote)	VAR	
	AS	Allseating Standard	-	

### TO ORDER SIMPLY FILL IN THE BLANKS

-  -  -  -  -  -  -  -  -  -  -  -  -  -  -

SERIES    BACK STYLE    LEG    END OPTION    END OPTION    ARM SURFACE    LEG POSITION    LEG TYPE    PAINT FINISH    POWER FINISH+LOCATION    SCREEN TYPE    KNIT SCREEN    FREIGHT OPTION    FREIGHT REQUIREMENTS    FABRIC CODE  
Please refer to allseating.com for fabric codes.

INFO  
ASTUTE  
AYLES  
CHIROPFORM  
DOVE  
ENTAIL  
EXCHANGE  
FLUID  
FOSTER  
HAUSA  
INERTIA  
JIF  
LI  
LEVO  
M.O.  
MULTI  
PILLOWS  
PRESTO  
RAINBOW  
RAY  
REQUISITE  
THERAPOD  
TUCK  
YOU  
ZIP

# EXCHANGE® FOUR-SEATER

DESIGN | NICK GILLISSIE GSA SIN | 33721



## BASE PRICE | \$4,600 E1014-NA

\*ARM PRICES LISTED AS SINGLE ARM ONLY  
\*KNIT SCREEN PRICES USE GRADE 3

### FEATURES

- Frame/legs 14 guage steel
- Back legs angle outward
- Black nylon glides
- Optional power unit 1xAC|2xUSB
- Complimentary tables page 57
- Seamless laminate surface
- Partial screen width includes seat only
- Full screen width includes back and arms
- Surround screen wraps back and arms
- Bench E1X14-NA-US-FABRIC
- **Linking Ends can be paired with any other End option. All Arms or 12" Platform Ends must be paired with either the same on the opposite end or a Linking end.**
- Refer to Application Guide for rules on using linking ends

### DIMENSIONS

OVERALL NO ARM: 30"H x 96"W x 28"D

• SEAT: 18" H x 24" W x 20" D

LOW ARMS:

• Arm Height 24" H from Floor

• Arm Height 6" H from Seat

HIGH ARMS

• Arm Height 30" H from Floor

• Arm Height 12" H from Seat

• COM NO ARM FULL: 14 yds

• COM SEAT: 7 yds

• COM BACK: 7 yds

• COM LW ARM: 3yds

• COM LN ARM: 2.5 yds

• COM HW ARM: 3.5 yds

• COM HN ARM: 3.25 yds

### NOTES

- When blanket wrapped freight option selected with wood legs, "dummy" legs will be installed to eliminate possibility of damage during transportation
- Power location when seated
- Ships knocked down
- Warranted up to 350 lbs. per seat
- This product meets the requirements set forth in ANSI/BIFMA HCF 8.1

Code	Grade 1/ COM	Grade 2	Grade 3/ Knit Screens	Grade 4/ COL	Grade 5	Grade 6	Grade 7	Grade 8	Leather 1	Leather 2	Leather 3
SEAT + BENCH	\$2,900	\$3,096	\$3,222	\$3,390	\$3,537	\$3,796	\$4,090	\$4,419	\$5,137	\$5,455	\$6,414
BACK	\$1,700	\$1,896	\$2,022	\$2,190	\$2,337	\$2,596	\$2,890	\$3,219	\$3,937	\$4,255	\$5,214
LOW WIDE ARM*	\$348	\$390	\$417	\$453	\$485	\$540	\$603	\$674	\$827	\$896	\$1,101
LOW NARROW ARM*	\$288	\$323	\$346	\$376	\$402	\$448	\$501	\$559	\$687	\$744	\$916
HIGH WIDE ARM*	\$438	\$487	\$519	\$561	\$597	\$662	\$736	\$818	\$997	\$1,077	\$1,317
HIGH NARROW ARM*	\$365	\$414	\$446	\$488	\$524	\$589	\$663	\$745	\$924	\$1,004	\$1,244
PARTIAL SCREEN	\$768	\$929	\$1,033	\$1,171	\$1,291	\$1,504	\$1,746	\$2,016	\$2,605	\$2,867	\$3,655
FULL SCREEN	\$960	\$1,156	\$1,282	\$1,450	\$1,597	\$1,856	\$2,150	\$2,479	\$3,197	\$3,515	\$4,474
SURROUND SCREEN	\$1,408	\$1,716	\$1,914	\$2,178	\$2,409	\$2,816	\$3,278	\$3,795	\$4,923	\$5,423	\$6,930

SERIES	E1	Exchange Linear	\$
<b>BACK STYLE</b>	0	Midback	VAR
	X	Bench	VAR
<b>LEG</b>	14	Four Seater	-
<b>END OPTION</b> (from seated position)	LNA	No Arm	-
For 12" Platform, include FD or SD:	LLK	Linking End	VAR
FD: Full Depth (with Back)	LLW	Low Wide	VAR
SD: Seat Depth (no Back)	LLN	Low Narrow	VAR
	LHW	High Wide	VAR
	LHN	High Narrow	VAR
	LPT	12" Platform (price includes laminate)	\$875
<b>ARM SURFACE</b> (available with low wide arm and 12" platform only) (list price for single low wide arm only)	BK	Black	\$325
	WH	White	\$325
	FO	Fog	\$325
	MS	Mist	\$325
	CL	Clay	\$325
	NT	Natural	\$325
	TA	Taupe	\$325
<b>LEG POSITION</b>	US	Under Seat [Ottoman + Narrow Arms Only]	-
	UA	Under Arm [not available for Ottoman]	-
<b>LEG TYPE</b>	SL	Standard Leg	-
	RL	Rectangle Leg	\$55
	WL	Wire Leg [Chrome Only   for painted contact Sales Support]	\$465
	LO	Wood Leg [Light Oak]	\$135
	MO	Wood Leg [Medium Oak]	\$135
	DO	Wood Leg [Dark Oak]	\$135
<b>PAINT FINISH</b>	MON	Matte Onyx	-
	MSK	Matte Smoke	-
	PON	Onyx	-
	PSK	Smoke	-
	PHZ	Haze	-
	PDU	Dune	-
	PCT	Cotton	-
	PCV	Cove	-
<b>POWER FINISH + LOCATION</b>	O	Matte Onyx	-
Code: Combine Color + Side	C	Matte Cloud	-
i.e. CR = Cloud Single Right Arm	S	Matte Smoke	-
<b>LOCATION (from seated position)</b>	L	Power USB Single Left Arm	\$250
	R	Power USB Single Right Arm	\$250
	D	Power USB Double [Both Arms]	\$500
<b>SCREEN TYPE</b>	PS	Partial Screen	VAR
	FS	Full Screen (available with marching ARMS only)	VAR
	SS	Surround Screen (available with marching ARMS only)	VAR
<b>KNIT SCREEN</b> (Select type then colour: Use grade 3 screen price)	FR	Frost	VAR
	JA	Java	VAR
	KH	Khaki	VAR
	BK	Black	VAR
	GR	Graphite	VAR
<b>FREIGHT OPTIONS</b>	BW	Blanket Wrapped Fully Assembled (25 seat min.)	\$280
	PA	Partially Assembled	\$280
<b>FREIGHT REQUIREMENTS</b>	AS	Allseating Standard	-
	GD	Guaranteed Delivery Date and Time [Call for quote]	VAR
	FQ	Special Freight Instructions (Call for Quote)	VAR

### TO ORDER SIMPLY FILL IN THE BLANKS

E1 -    - 14 - L - R -    -    -    -    -    -    -    -    -    -    -    -   

SERIES    BACK STYLE    LEG    END OPTION    END OPTION    ARM SURFACE    LEG POSITION    LEG TYPE    PAINT FINISH    POWER FINISH+LOCATION    SCREEN TYPE    KNIT SCREEN    FREIGHT OPTION    FREIGHT REQUIREMENTS    FABRIC CODE  
Please refer to allseating.com for fabric codes.

INFO  
ASTUTE  
AYLES  
CHIROPOM  
DOVE  
ENTAIL  
EXCHANGE  
FLUID  
FOSTER  
HAUSA  
INERTIA  
JIF  
LI  
LEVO  
M.O.  
MULTI  
PILLOWS  
PRESTO  
RAINBOW  
RAY  
REQUISITE  
THERAPOD  
TUCK  
YOU  
ZIP

# EXCHANGE® L-SHAPE 2x2

DESIGN | NICK GILLISSIE GSA SIN | 33721



**BASE PRICE | \$3,850**  
E2022-NA

\*ARM PRICES LISTED AS SINGLE ARM ONLY  
\*KNIT SCREEN PRICES USE GRADE 3

**FEATURES**

- From seated position:  
2 seats right, 2 seats left
- Frame/legs 14 guage steel
- Black nylon glides
- Optional power unit 1xAC|2xUSB
- Complimentary tables page 57
- Seamless laminate surface
- Partial screen width includes seat only
- Full screen width includes back and arms
- Surround screen wraps back and arms
- Laminate selection will match for LW and LD
- **Linking Ends can be paired with any other End option. All Arms or 12" Platform Ends must be paired with either the same on the opposite end or a Linking end.**
- **Refer to Application Guide for rules on using linking ends**

**DIMENSIONS**

OVERALL NO ARM: 30"H x 51"W x 51"D

• SEAT: 18" H x 24" W x 20" D

LOW ARMS:

• Arm Height 24" H from Floor

• Arm Height 6" H from Seat

HIGH ARMS

• Arm Height 30" H from Floor

• Arm Height 12" H from Seat

• COM NO ARM FULL: 12.25 yds

• COM SEAT: 5.25 yds

• COM BACK: 7 yds

• COM LW ARM: 3 yds

• COM LN ARM: 2.5 yds

• COM HW ARM: 3.5 yds

• COM HN ARM: 3.25 yds

**NOTES**

- When blanket wrapped freight option selected with wood legs, "dummy" legs will be installed to eliminate possibility of damage during transportation
- Power location when seated
- Ships knocked down
- Warranted up to 350 lbs. per seat
- This product meets the requirements set forth in ANSI/BIFMA HCF 8.1

Code	Grade 1/COM	Grade 2	Grade 3/ Knit Screens	Grade 4/ COL	Grade 5	Grade 6	Grade 7	Grade 8	Leather 1	Leather 2	Leather 3
SEAT	\$2,150	\$2,297	\$2,392	\$2,518	\$2,628	\$2,822	\$3,043	\$3,289	\$3,827	\$4,066	\$4,786
BACK	\$1,700	\$1,896	\$2,022	\$2,190	\$2,337	\$2,596	\$2,890	\$3,219	\$3,937	\$4,255	\$5,214
LOW WIDE ARM*	\$348	\$390	\$417	\$453	\$485	\$540	\$603	\$674	\$827	\$896	\$1,101
LOW NARROW ARM*	\$288	\$323	\$346	\$376	\$402	\$448	\$501	\$559	\$687	\$744	\$916
HIGH WIDE ARM*	\$438	\$487	\$519	\$561	\$597	\$662	\$736	\$818	\$997	\$1,077	\$1,317
HIGH NARROW ARM*	\$365	\$414	\$446	\$488	\$524	\$589	\$663	\$745	\$924	\$1,004	\$1,244
LOW DOUBLE WIDE	\$100	\$184	\$238	\$310	\$373	\$484	\$610	\$751	\$1,059	\$1,195	\$1,606
PARTIAL SCREEN	\$384	\$482	\$545	\$629	\$703	\$832	\$979	\$1,144	\$1,502	\$1,662	\$2,141
FULL SCREEN	\$832	\$1,042	\$1,177	\$1,357	\$1,515	\$1,792	\$2,107	\$2,460	\$3,228	\$3,570	\$4,597
SURROUND SCREEN	\$1,024	\$1,276	\$1,438	\$1,654	\$1,843	\$2,176	\$2,554	\$2,977	\$3,900	\$4,309	\$5,542

SERIES	E2	Exchange L-Shape	\$
BACK STYLE	0	Midback	VAR
	X	No Back   Bench	VAR
	22	2 x 2	-
LEG			
END OPTION <small>(from seated position)</small> For 12" Platform, include FD or SD: FD: Full Depth (with Back) SD: Seat Depth (no Back)	LNA	No Arm	-
	LLK	Linking End	VAR
	LLW	Low Wide	VAR
	LLN	Low Narrow	VAR
	LHW	High Wide	VAR
	LHN	High Narrow	VAR
	LPT	12" Platform (price includes laminate)	\$875
	BK	Black	\$325
	WH	White	\$325
	FO	Fog	\$325
	MS	Mist	\$325
	CL	Clay	\$325
	NT	Natural	\$325
TA	Taupe	\$325	
ARM SURFACE <small>(available with low wide arm and 12" platform only)</small> <small>(list price for single low wide arm only)</small>	EA	Earth	\$325
	WW	Washed Wood	\$325
	WL	Light Wood	\$325
	WM	Medium Wood	\$325
	WD	Dark Wood	\$325
	WS	Slate Wood	\$325
	US	Under Seat [Ottoman + Narrow Arms Only]	-
	UA	Under Arm [not available for Ottoman]	-
	SL	Standard Leg	-
	RL	Rectangle Leg	\$55
WL	Wire Leg [Chrome Only   for painted contact Sales Support] [Available Spring 2020]	\$730	
LO	Wood Leg [Light Oak]	\$155	
MO	Wood Leg [Medium Oak]	\$155	
DO	Wood Leg [Dark Oak]	\$155	
PAINT FINISH	MON	Matte Onyx	-
	MSK	Matte Smoke	-
	PON	Onyx	-
	PSK	Smoke	-
	PHZ	Haze	-
	PDU	Dune	-
	PCT	Cotton	-
	PCV	Cove	-
	O	Matte Onyx	-
	C	Matte Cloud	-
S	Matte Smoke	-	
L	Power USB Single Left Arm	\$250	
R	Power USB Single Right Arm	\$250	
D	Power USB Double [Both Arms]	\$500	
SCREEN TYPE	PS	Partial Screen	VAR
	FS	Full Screen (available with marching ARMS only)	VAR
	SS	Surround Screen (available with marching ARMS only)	VAR
KNIT SCREEN <small>(Select type then colour: Use grade 3 screen price)</small>	FR	Frost	VAR
	JA	Java	VAR
	KH	Khaki	VAR
	BK	Black	VAR
	GR	Graphite	VAR
	FREIGHT OPTIONS	BW	Blanket Wrapped Fully Assembled (25 seat min.)
PA		Partially Assembled	\$210
FREIGHT REQUIREMENTS	AS	Allseating Standard	-
	GD	Guaranteed Delivery Date and Time [Call for quote]	VAR
	FQ	Special Freight Instructions (Call for Quote)	VAR

**TO ORDER SIMPLY FILL IN THE BLANKS**

E2 -   - 22 - L - R -   -   -   -   -   -   -   -   -   -   -   -  

SERIES    BACK STYLE    LEG    END OPTION    END OPTION    ARM SURFACE    LEG POSITION    LEG TYPE    PAINT FINISH    POWER FINISH+LOCATION    SCREEN TYPE    KNIT SCREEN    FREIGHT OPTION    FREIGHT REQUIREMENTS    FABRIC CODE  
Please refer to allseating.com for fabric codes.

INFO  
ASTUTE  
AYLES  
CHIROPOM  
DOVE  
ENTAIL  
EXCHANGE  
FLUID  
FOSTER  
HAUSA  
INERTIA  
JIF  
LI  
LEVO  
M.O.  
MULTI  
PILLOWS  
PRESTO  
RAINBOW  
RAY  
REQUISITE  
THERAPOD  
TUCK  
YOU  
ZIP

# EXCHANGE® L-SHAPE 2x3

DESIGN | NICK GILLISSIE GSA SIN | 33721



## BASE PRICE | \$5,000 E2023-NA

\*ARM PRICES LISTED AS SINGLE ARM ONLY  
\*KNIT SCREEN PRICES USE GRADE 3

### FEATURES

- From seated position:  
2 seats right, 3 seats left
- Frame/legs 14 guage steel
- Black nylon glides
- Optional power unit 1xAC|2xUSB
- Complimentary tables page 57
- Seamless laminate surface
- Partial screen width includes seat only
- Full screen width includes back and arms
- Surround screen wraps back and arms
- Laminate selection will match for LW and LD
- **Linking Ends can be paired with any other End option. All Arms or 12" Platform Ends must be paired with either the same on the opposite end or a Linking end.**
- Refer to Application Guide for rules on using linking ends

### DIMENSIONS

OVERALL NO ARM: 30"H x 75"W x 51"D

• SEAT: 18" H x 24" W x 20" D

LOW ARMS:

• Arm Height 24" H from Floor

• Arm Height 6" H from Seat

HIGH ARMS

• Arm Height 30" H from Floor

• Arm Height 12" H from Seat

• COM NO ARM FULL: 12.25 yds

• COM SEAT: 5.25 yds

• COM BACK: 7 yds

• COM LW ARM: 3 yds

• COM LN ARM: 2.5 yds

• COM HW ARM: 3.5 yds

• COM HN ARM: 3.25 yds

### NOTES

- When blanket wrapped freight option selected with wood legs, "dummy" legs will be installed to eliminate possibility of damage during transportation
- Power location when seated
- Ships knocked down
- Warranted up to 350 lbs. per seat
- This product meets the requirements set forth in ANSI/BIFMA HCF 8.1

Code	Grade 1/ COM	Grade 2	Grade 3/ Knit Screens	Grade 4/ COL	Grade 5	Grade 6	Grade 7	Grade 8	Leather 1	Leather 2	Leather 3
SEAT	\$2,875	\$3,071	\$3,197	\$3,365	\$3,512	\$3,771	\$4,065	\$4,394	\$5,112	\$5,430	\$6,389
BACK	\$2,125	\$2,370	\$2,528	\$2,738	\$2,921	\$3,245	\$3,613	\$4,024	\$4,921	\$5,319	\$6,518
LOW WIDE ARM*	\$348	\$390	\$417	\$453	\$485	\$540	\$603	\$674	\$827	\$896	\$1,101
LOW NARROW ARM*	\$288	\$323	\$346	\$376	\$402	\$448	\$501	\$559	\$687	\$744	\$916
HIGH WIDE ARM*	\$438	\$487	\$519	\$561	\$597	\$662	\$736	\$818	\$997	\$1,077	\$1,317
HIGH NARROW ARM*	\$365	\$414	\$446	\$488	\$524	\$589	\$663	\$745	\$924	\$1,004	\$1,244
LOW DOUBLE WIDE	\$100	\$184	\$238	\$310	\$373	\$484	\$610	\$751	\$1,059	\$1,195	\$1,606
PARTIAL SCREEN	\$576	\$709	\$795	\$909	\$1,008	\$1,184	\$1,384	\$1,607	\$2,094	\$2,310	\$2,961
FULL SCREEN	\$1,216	\$1,496	\$1,676	\$1,916	\$2,126	\$2,496	\$2,916	\$3,386	\$4,411	\$4,866	\$6,236
SURROUND SCREEN	\$1,664	\$2,056	\$2,308	\$2,644	\$2,938	\$3,456	\$4,044	\$4,702	\$6,137	\$6,774	\$8,692

SERIES	E2	Exchange L-Shape						\$
<b>BACK STYLE</b>	0	Midback						VAR
	X	No Back   Bench						VAR
<b>LEG</b>	23	2 x 3						-
<b>END OPTION</b> (from seated position) For 12" Platform, include FD or SD: FD: Full Depth (with Back) SD: Seat Depth (no Back)	LNA	No Arm			RNA	No Arm		-
	LLK	Linking End			RLK	Linking End		VAR
	LLW	Low Wide			RLW	Low Wide		VAR
	LLN	Low Narrow			RLN	Low Narrow		VAR
	LHW	High Wide			RHW	High Wide		VAR
	LHN	High Narrow			RHN	High Narrow		VAR
	LPT	12" Platform (price includes laminate)						\$875
<b>ARM SURFACE</b> (available with low wide arm and 12" platform only) (list price for single low wide arm only)	BK	Black			EA	Earth		\$325
	WH	White			WW	Washed Wood		\$325
	FO	Fog			WL	Light Wood		\$325
	MS	Mist			WM	Medium Wood		\$325
	CL	Clay			WD	Dark Wood		\$325
	NT	Natural			WS	Slate Wood		\$325
	TA	Taupe						\$325
<b>LEG POSITION</b>	US	Under Seat [Ottoman + Narrow Arms Only]						-
	UA	Under Arm [not available for Ottoman]						-
<b>LEG TYPE</b>	SL	Standard Leg						-
	RL	Rectangle Leg						\$55
	WL	Wire Leg [Chrome Only   for painted contact Sales Support] [Available Spring 2020]						\$730
	LO	Wood Leg [Light Oak]						\$155
	MO	Wood Leg [Medium Oak]						\$155
	DO	Wood Leg [Dark Oak]						\$155
<b>PAINT FINISH</b>	MON	Matte Onyx			PSA	Sage		-
	MSK	Matte Smoke			PCO	Carob		-
	PON	Onyx			PPC	Pacific		-
	PSK	Smoke			PMA	Maize		-
	PHZ	Haze			PCU	Currant		-
	PDU	Dune			PAU	Autumn		-
	PCT	Cotton			PMI	Midnight		-
	PCV	Cove			PCR	Crimson		-
<b>POWER FINISH + LOCATION</b> Code: Combine Color + Side i.e. CR = Cloud Single Right Arm LOCATION (from seated position)	O	Matte Onyx						-
	C	Matte Cloud						-
	S	Matte Smoke						-
	L	Power USB Single Left Arm						\$250
	R	Power USB Single Right Arm						\$250
	D	Power USB Double [Both Arms]						\$500
<b>SCREEN TYPE</b>	PS	Partial Screen						VAR
	FS	Full Screen (available with marching ARMS only)						VAR
	SS	Surround Screen (available with marching ARMS only)						VAR
<b>KNIT SCREEN</b> (Select type then colour: Use grade 3 screen price)	FR	Frost						VAR
	JA	Java						VAR
	KH	Khaki						VAR
	BK	Black						VAR
	GR	Graphite						VAR
<b>FREIGHT OPTIONS</b>	BW	Blanket Wrapped Fully Assembled (25 seat min.)						\$280
	PA	Partially Assembled						\$280
<b>FREIGHT REQUIREMENTS</b>	AS	Allseating Standard						-
	GD	Guaranteed Delivery Date and Time [Call for quote]						VAR
	FQ	Special Freight Instructions (Call for Quote)						VAR

### TO ORDER SIMPLY FILL IN THE BLANKS

E2 - [ ] - 23 - L - R - [ ] - [ ] - [ ] - [ ] - [ ] - [ ] - [ ] - [ ] - [ ] - [ ] - [ ]

SERIES    BACK STYLE    LEG    END OPTION    END OPTION    ARM SURFACE    LEG POSITION    LEG TYPE    PAINT FINISH    POWER FINISH+LOCATION    SCREEN TYPE    KNIT SCREEN    FREIGHT OPTION    FREIGHT REQUIREMENTS    FABRIC CODE

Please refer to allseating.com for fabric codes.



# EXCHANGE® L-SHAPE 2x4

DESIGN | NICK GILLISSIE GSA SIN | 33721



## BASE PRICE | \$6,150 E2024-NA

\*ARM PRICES LISTED AS SINGLE ARM ONLY  
\*KNIT SCREEN PRICES USE GRADE 3

### FEATURES

- From seated position:  
2 seats right, 4 seats left
- Frame/legs 14 guage steel
- Black nylon glides
- Optional power unit 1xAC|2xUSB
- Complimentary tables page 57
- Seamless laminate surface
- Partial screen width includes seat only
- Full screen width includes back and arms
- Surround screen wraps back and arms
- Laminate selection will match for LW and LD
- **Linking Ends can be paired with any other End option. All Arms or 12" Platform Ends must be paired with either the same on the opposite end or a Linking end.**
- Refer to Application Guide for rules on using linking ends

### DIMENSIONS

OVERALL NO ARM: 30"H x 51"W x 99"D

• SEAT: 18" H x 24" W x 20" D

LOW ARMS:

• Arm Height 24" H from Floor

• Arm Height 6" H from Seat

HIGH ARMS

• Arm Height 30" H from Floor

• Arm Height 12" H from Seat

• COM NO ARM FULL: 19.25 yds

• COM SEAT: 8.75 yds

• COM BACK: 10.5 yds

• COM LW ARM: 3yds

• COM LN ARM: 2.5 yds

• COM HW ARM: 3.5 yds

• COM HN ARM: 3.25 yds

### NOTES

- When blanket wrapped freight option selected with wood legs, "dummy" legs will be installed to eliminate possibility of damage during transportation
- Power location when seated
- Ships knocked down
- Warranted up to 350 lbs. per seat
- This product meets the requirements set forth in ANSI/BIFMA HCF 8.1

Code	Grade 1/COM	Grade 2	Grade 3/ Knit Screens	Grade 4/ COL	Grade 5	Grade 6	Grade 7	Grade 8	Leather 1	Leather 2	Leather 3
SEAT	\$3,600	\$3,845	\$4,003	\$4,213	\$4,396	\$4,720	\$5,088	\$5,499	\$6,396	\$6,794	\$7,993
BACK	\$2,550	\$2,844	\$3,033	\$3,285	\$3,506	\$3,894	\$4,335	\$4,829	\$5,905	\$6,383	\$7,821
LOW WIDE ARM*	\$348	\$390	\$417	\$453	\$485	\$540	\$603	\$674	\$827	\$896	\$1,101
LOW NARROW ARM*	\$288	\$323	\$346	\$376	\$402	\$448	\$501	\$559	\$687	\$744	\$916
HIGH WIDE ARM*	\$438	\$487	\$519	\$561	\$597	\$662	\$736	\$818	\$997	\$1,077	\$1,317
HIGH NARROW ARM*	\$365	\$414	\$446	\$488	\$524	\$589	\$663	\$745	\$924	\$1,004	\$1,244
LOW DOUBLE WIDE	\$100	\$184	\$238	\$310	\$373	\$484	\$610	\$751	\$1,059	\$1,195	\$1,606
PARTIAL SCREEN	\$768	\$936	\$1,044	\$1,188	\$1,314	\$1,536	\$1,788	\$2,070	\$2,685	\$2,958	\$3,780
FULL SCREEN	\$1,312	\$1,613	\$1,807	\$2,065	\$2,290	\$2,688	\$3,140	\$3,645	\$4,747	\$5,236	\$6,709
SURROUND SCREEN	\$1,760	\$2,173	\$2,439	\$2,793	\$3,102	\$3,648	\$4,268	\$4,961	\$6,473	\$7,144	\$9,165

SERIES	E2	Exchange L-Shape		\$	
BACK STYLE	0	Midback		VAR	
	X	No Back   Bench		VAR	
LEG	24	2 x 4		-	
END OPTION (from seated position) For 12" Platform, include FD or SD: FD: Full Depth (with Back) SD: Seat Depth (no Back)	LNA	No Arm		-	
	LLK	Linking End		VAR	
	LLW	Low Wide		VAR	
	LLN	Low Narrow		VAR	
	LHW	High Wide		VAR	
	LHN	High Narrow		VAR	
	LPT	12" Platform (price includes laminate)		\$875	
	BK	Black		\$325	
	WH	White		\$325	
	FO	Fog		\$325	
ARM SURFACE (available with low wide arm and 12" platform only) (list price for single low wide arm only)	MS	Mist		\$325	
	CL	Clay		\$325	
	NT	Natural		\$325	
	TA	Taupe		\$325	
	US	Under Seat [Ottoman + Narrow Arms Only]		-	
	UA	Under Arm [not available for Ottoman]		-	
	LEG TYPE	SL	Standard Leg		-
		RL	Rectangle Leg		\$55
		WL	Wire Leg [Chrome Only   for painted contact Sales Support] [Available Spring 2020]		\$730
		LO	Wood Leg [Light Oak]		\$155
MO		Wood Leg [Medium Oak]		\$155	
PAINT FINISH	DO	Wood Leg [Dark Oak]		\$155	
	MON	Matte Onyx		-	
	MSK	Matte Smoke		-	
	PON	Onyx		-	
	PSK	Smoke		-	
	PHZ	Haze		-	
	PDU	Dune		-	
	PCT	Cotton		-	
	PCV	Cove		-	
	POWER FINISH + LOCATION Code: Combine Color + Side i.e. CR = Cloud Single Right Arm LOCATION (from seated position)	O	Matte Onyx		-
C		Matte Cloud		-	
S		Matte Smoke		-	
L		Power USB Single Left Arm		\$250	
R		Power USB Single Right Arm		\$250	
SCREEN TYPE	D	Power USB Double [Both Arms]		\$500	
	PS	Partial Screen		VAR	
	FS	Full Screen (available with marching ARMS only)		VAR	
	SS	Surround Screen (available with marching ARMS only)		VAR	
KNIT SCREEN (Select type then colour: Use grade 3 screen price)	FR	Frost		VAR	
	JA	Java		VAR	
	KH	Khaki		VAR	
	BK	Black		VAR	
	GR	Graphite		VAR	
	FREIGHT OPTIONS	BW	Blanket Wrapped Fully Assembled (25 seat min.)		\$350
PA		Partially Assembled		\$350	
FREIGHT REQUIREMENTS	AS	Allseating Standard		-	
	GD	Guaranteed Delivery Date and Time [Call for quote]		VAR	
	FQ	Special Freight Instructions (Call for Quote)		VAR	

### TO ORDER SIMPLY FILL IN THE BLANKS

E2 -   - 24 - L - R -   -   -   -   -   -   -   -   -   -   -   -  

SERIES    BACK STYLE    LEG    END OPTION    END OPTION    ARM SURFACE    LEG POSITION    LEG TYPE    PAINT FINISH    POWER FINISH+LOCATION    SCREEN TYPE    KNIT SCREEN    FREIGHT OPTION    FREIGHT REQUIREMENTS    FABRIC CODE  
Please refer to allseating.com for fabric codes.

INFO  
ASTUTE  
AYLES  
CHIROPOM  
DOVE  
ENTAIL  
EXCHANGE  
FLUID  
FOSTER  
HAUSA  
INERTIA  
JIF  
LI  
LEVO  
M.O.  
MULTI  
PILLOWS  
PRESTO  
RAINBOW  
RAY  
REQUISITE  
THERAPOD  
TUCK  
YOU  
ZIP

# EXCHANGE® L-SHAPE 3x2

DESIGN | NICK GILLISSIE GSA SIN | 33721



## BASE PRICE | \$5,000 E2032-NA

\*ARM PRICES LISTED AS SINGLE ARM ONLY  
\*KNIT SCREEN PRICES USE GRADE 3

### FEATURES

- From seated position:  
3 seats right, 2 seats left
- Frame/legs 14 guage steel
- Black nylon glides
- Optional power unit 1xAC|2xUSB
- Complimentary tables page 57
- Seamless laminate surface
- Partial screen width includes seat only
- Full screen width includes back and arms
- Surround screen wraps back and arms
- Laminate selection will match for LW and LD
- **Linking Ends can be paired with any other End option. All Arms or 12" Platform Ends must be paired with either the same on the opposite end or a Linking end.**
- **Refer to Application Guide for rules on using linking ends**

### DIMENSIONS

OVERALL NO ARM: 30"H x 75"W x 51"D

• SEAT: 18" H x 24" W x 20" D

LOW ARMS:

• Arm Height 24" H from Floor

• Arm Height 6" H from Seat

HIGH ARMS

• Arm Height 30" H from Floor

• Arm Height 12" H from Seat

• COM NO ARM FULL: 15.75 yds

• COM SEAT: 7 yds

• COM BACK: 8.75 yds

• COM LW ARM: 3yds

• COM LN ARM: 2.5 yds

• COM HW ARM: 3.5 yds

• COM HN ARM: 3.25 yds

### NOTES

- When blanket wrapped freight option selected with wood legs, "dummy" legs will be installed to eliminate possibility of damage during transportation
- Power location when seated
- Ships knocked down
- Warranted up to 350 lbs. per seat
- This product meets the requirements set forth in ANSI/BIFMA HCF 8.1

Code	Grade 1/COM	Grade 2	Grade 3/ Knit Screens	Grade 4/ COL	Grade 5	Grade 6	Grade 7	Grade 8	Leather 1	Leather 2	Leather 3
SEAT	\$2,875	\$3,071	\$3,197	\$3,365	\$3,512	\$3,771	\$4,065	\$4,394	\$5,112	\$5,430	\$6,389
BACK	\$2,125	\$2,370	\$2,528	\$2,738	\$2,921	\$3,245	\$3,613	\$4,024	\$4,921	\$5,319	\$6,518
LOW WIDE ARM*	\$348	\$390	\$417	\$453	\$485	\$540	\$603	\$674	\$827	\$896	\$1,101
LOW NARROW ARM*	\$288	\$323	\$346	\$376	\$402	\$448	\$501	\$559	\$687	\$744	\$916
HIGH WIDE ARM*	\$438	\$487	\$519	\$561	\$597	\$662	\$736	\$818	\$997	\$1,077	\$1,317
HIGH NARROW ARM*	\$365	\$414	\$446	\$488	\$524	\$589	\$663	\$745	\$924	\$1,004	\$1,244
LOW DOUBLE WIDE	\$100	\$184	\$238	\$310	\$373	\$484	\$610	\$751	\$1,059	\$1,195	\$1,606
PARTIAL SCREEN	\$576	\$709	\$795	\$909	\$1,008	\$1,184	\$1,384	\$1,607	\$2,094	\$2,310	\$2,961
FULL SCREEN	\$1,216	\$1,496	\$1,676	\$1,916	\$2,126	\$2,496	\$2,916	\$3,386	\$4,411	\$4,866	\$6,236
SURROUND SCREEN	\$1,664	\$2,056	\$2,308	\$2,644	\$2,938	\$3,456	\$4,044	\$4,702	\$6,137	\$6,774	\$8,692

SERIES	E2	Exchange L-Shape	\$
BACK STYLE	0	Midback	VAR
	X	No Back   Bench	VAR
LEG	32	3 x 2	-
END OPTION (from seated position) For 12" Platform, include FD or SD: FD: Full Depth (with Back) SD: Seat Depth (no Back)	LNA	No Arm	-
	LLK	Linking End	VAR
	LLW	Low Wide	VAR
	LLN	Low Narrow	VAR
	LHW	High Wide	VAR
	LHN	High Narrow	VAR
	LPT	12" Platform (price includes laminate)	\$875
	BK	Black	\$325
	WH	White	\$325
	FO	Fog	\$325
	MS	Mist	\$325
	CL	Clay	\$325
NT	Natural	\$325	
TA	Taupe	\$325	
ARM SURFACE (available with low wide arm and 12" platform only) (list price for single low wide arm only)	EA	Earth	\$325
	WW	Washed Wood	\$325
	WL	Light Wood	\$325
	WM	Medium Wood	\$325
	WD	Dark Wood	\$325
	WS	Slate Wood	\$325
	US	Under Seat [Ottoman + Narrow Arms Only]	-
	UA	Under Arm [not available for Ottoman]	-
	SL	Standard Leg	-
	RL	Rectangle Leg	\$55
WL	Wire Leg [Chrome Only   for painted contact Sales Support] [Available Spring 2020]	\$730	
LO	Wood Leg [Light Oak]	\$155	
MO	Wood Leg [Medium Oak]	\$155	
DO	Wood Leg [Dark Oak]	\$155	
PAINT FINISH	MON	Matte Onyx	-
	MSK	Matte Smoke	-
	PON	Onyx	-
	PSK	Smoke	-
	PHZ	Haze	-
	PDU	Dune	-
	PCT	Cotton	-
	PCV	Cove	-
	O	Matte Onyx	-
	C	Matte Cloud	-
S	Matte Smoke	-	
L	Power USB Single Left Arm	\$250	
R	Power USB Single Right Arm	\$250	
D	Power USB Double [Both Arms]	\$500	
SCREEN TYPE	PS	Partial Screen	VAR
	FS	Full Screen (available with marching ARMS only)	VAR
	SS	Surround Screen (available with marching ARMS only)	VAR
KNIT SCREEN (Select type then colour: Use grade 3 screen price)	FR	Frost	VAR
	JA	Java	VAR
	KH	Khaki	VAR
	BK	Black	VAR
	GR	Graphite	VAR
	FREIGHT OPTIONS	BW	Blanket Wrapped Fully Assembled (25 seat min.)
PA		Partially Assembled	\$280
FREIGHT REQUIREMENTS	AS	Allseating Standard	-
	GD	Guaranteed Delivery Date and Time [Call for quote]	VAR
	FQ	Special Freight Instructions (Call for Quote)	VAR

### TO ORDER SIMPLY FILL IN THE BLANKS

E2 -   - 32 - L - R -   -   -   -   -   -   -   -   -   -   -   -  

SERIES    BACK STYLE    LEG    END OPTION    END OPTION    ARM SURFACE    LEG POSITION    LEG TYPE    PAINT FINISH    POWER FINISH+LOCATION    SCREEN TYPE    KNIT SCREEN    FREIGHT OPTION    FREIGHT REQUIREMENTS    FABRIC CODE  
Please refer to allseating.com for fabric codes.

INFO  
ASTUTE  
AYLES  
CHIROPFORM  
DOVE  
ENTAIL  
EXCHANGE  
FLUID  
FOSTER  
HAUSA  
INERTIA  
JIF  
LI  
LEVO  
M.O.  
MULTI  
PILLOWS  
PRESTO  
RAINBOW  
RAY  
REQUISITE  
THERAPOD  
TUCK  
YOU  
ZIP

# EXCHANGE® L-SHAPE 3x3

DESIGN | NICK GILLISSIE GSA SIN | 33721



## BASE PRICE | \$6,150 E2033-NA

\*ARM PRICES LISTED AS SINGLE ARM ONLY  
\*KNIT SCREEN PRICES USE GRADE 3

### FEATURES

- From seated position:  
3 seats right, 3 seats left
- Frame/legs 14 guage steel
- Black nylon glides
- Optional power unit 1xAC|2xUSB
- Complimentary tables page 57
- Seamless laminate surface
- Partial screen width includes seat only
- Full screen width includes back and arms
- Surround screen wraps back and arms
- Laminate selection will match for LW and LD
- **Linking Ends can be paired with any other End option. All Arms or 12" Platform Ends must be paired with either the same on the opposite end or a Linking end.**
- Refer to Application Guide for rules on using linking ends

### DIMENSIONS

OVERALL NO ARM: 30"H x 75"W x 75"D

- SEAT: 18" H x 24" W x 20" D

LOW ARMS:

- Arm Height 24" H from Floor
- Arm Height 6" H from Seat

HIGH ARMS:

- Arm Height 30" H from Floor
- Arm Height 12" H from Seat
- COM NO ARM FULL: 19.25 yds
- COM SEAT: 8.75 yds
- COM BACK: 10.5 yds
- COM LW ARM: 3yds
- COM LN ARM: 2.5 yds
- COM HW ARM: 3.5 yds
- COM HN ARM: 3.25 yds

### NOTES

- When blanket wrapped freight option selected with wood legs, "dummy" legs will be installed to eliminate possibility of damage during transportation
- Power location when seated
- Ships knocked down
- Warranted up to 350 lbs. per seat
- This product meets the requirements set forth in ANSI/BIFMA HCF 8.1

Code	Grade 1/COM	Grade 2	Grade 3/ Knit Screens	Grade 4/ COL	Grade 5	Grade 6	Grade 7	Grade 8	Leather 1	Leather 2	Leather 3
SEAT	\$3,600	\$3,845	\$4,003	\$4,213	\$4,396	\$4,720	\$5,088	\$5,499	\$6,396	\$6,794	\$7,993
BACK	\$2,550	\$2,844	\$3,033	\$3,285	\$3,506	\$3,894	\$4,335	\$4,829	\$5,905	\$6,383	\$7,821
LOW WIDE ARM*	\$348	\$390	\$417	\$453	\$485	\$540	\$603	\$674	\$827	\$896	\$1,101
LOW NARROW ARM*	\$288	\$323	\$346	\$376	\$402	\$448	\$501	\$559	\$687	\$744	\$916
HIGH WIDE ARM*	\$438	\$487	\$519	\$561	\$597	\$662	\$736	\$818	\$997	\$1,077	\$1,317
HIGH NARROW ARM*	\$365	\$414	\$446	\$488	\$524	\$589	\$663	\$745	\$924	\$1,004	\$1,244
LOW DOUBLE WIDE	\$100	\$184	\$238	\$310	\$373	\$484	\$610	\$751	\$1,059	\$1,195	\$1,606
PARTIAL SCREEN	\$768	\$936	\$1,044	\$1,188	\$1,314	\$1,536	\$1,788	\$2,070	\$2,685	\$2,958	\$3,780
FULL SCREEN	\$1,408	\$1,716	\$1,914	\$2,178	\$2,409	\$2,816	\$3,278	\$3,795	\$4,923	\$5,423	\$6,930
SURROUND SCREEN	\$1,856	\$2,276	\$2,546	\$2,906	\$3,221	\$3,776	\$4,406	\$5,111	\$6,649	\$7,331	\$9,386

SERIES	E2	Exchange L-Shape	\$	
BACK STYLE	0	Midback	VAR	
	X	No Back   Bench	VAR	
LEG	33	3 x 3	-	
END OPTION (from seated position) For 12" Platform, include FD or SD: FD: Full Depth (with Back) SD: Seat Depth (no Back)	LNA	No Arm	-	
	LLK	Linking End	VAR	
	LLW	Low Wide	VAR	
	LLN	Low Narrow	VAR	
	LHW	High Wide	VAR	
	LHN	High Narrow	VAR	
	LPT	12" Platform (price includes laminate)	\$875	
	BK	Black	\$325	
	WH	White	\$325	
	FO	Fog	\$325	
	MS	Mist	\$325	
	CL	Clay	\$325	
NT	Natural	\$325		
TA	Taupe	\$325		
ARM SURFACE (available with low wide arm and 12" platform only) (list price for single low wide arm only)	EA	Earth	\$325	
	WW	Washed Wood	\$325	
	WL	Light Wood	\$325	
	WM	Medium Wood	\$325	
	WD	Dark Wood	\$325	
	WS	Slate Wood	\$325	
	US	Under Seat [Ottoman + Narrow Arms Only]	-	
	UA	Under Arm [not available for Ottoman]	-	
	LEG TYPE	SL	Standard Leg	-
		RL	Rectangle Leg	\$55
		WL	Wire Leg [Chrome Only   for painted contact Sales Support] [Available Spring 2020]	\$730
		LO	Wood Leg [Light Oak]	\$155
MO		Wood Leg [Medium Oak]	\$155	
DO		Wood Leg [Dark Oak]	\$155	
PAINT FINISH	MON	Matte Onyx	-	
	MSK	Matte Smoke	-	
	PON	Onyx	-	
	PSK	Smoke	-	
	PHZ	Haze	-	
	PDU	Dune	-	
	PCT	Cotton	-	
	PCV	Cove	-	
	O	Matte Onyx	-	
	C	Matte Cloud	-	
	S	Matte Smoke	-	
	L	Power USB Single Left Arm	\$250	
R	Power USB Single Right Arm	\$250		
D	Power USB Double [Both Arms]	\$500		
SCREEN TYPE	PS	Partial Screen	VAR	
	FS	Full Screen (available with marching ARMS only)	VAR	
	SS	Surround Screen (available with marching ARMS only)	VAR	
KNIT SCREEN (Select type then colour: Use grade 3 screen price)	FR	Frost	VAR	
	JA	Java	VAR	
	KH	Khaki	VAR	
	BK	Black	VAR	
	GR	Graphite	VAR	
	FREIGHT OPTIONS	BW	Blanket Wrapped Fully Assembled (25 seat min.)	\$350
PA		Partially Assembled	\$350	
FREIGHT REQUIREMENTS	AS	Allseating Standard	-	
	GD	Guaranteed Delivery Date and Time [Call for quote]	VAR	
	FQ	Special Freight Instructions (Call for Quote)	VAR	

### TO ORDER SIMPLY FILL IN THE BLANKS

E2 -    - 33 - L - R -    -    -    -    -    -    -    -    -    -    -    -   

SERIES    BACK STYLE    LEG    END OPTION    END OPTION    ARM SURFACE    LEG POSITION    LEG TYPE    PAINT FINISH    POWER FINISH+LOCATION    SCREEN TYPE    KNIT SCREEN    FREIGHT OPTION    FREIGHT REQUIREMENTS    FABRIC CODE  
Please refer to allseating.com for fabric codes.

INFO  
ASTUTE  
AYLES  
CHIROPOM  
DOVE  
ENTAIL  
EXCHANGE  
FLUID  
FOSTER  
HAUSA  
INERTIA  
JIF  
LI  
LEVO  
M.O.  
MULTI  
PILLOWS  
PRESTO  
RAINBOW  
RAY  
REQUISITE  
THERAPOD  
TUCK  
YOU  
ZIP

# EXCHANGE® L-SHAPE 3x4

DESIGN | NICK GILLISSIE GSA SIN | 33721



## BASE PRICE | \$7,300

### E2034-NA

\*ARM PRICES LISTED AS SINGLE ARM ONLY  
\*KNIT SCREEN PRICES USE GRADE 3

### FEATURES

- From seated position:  
3 seats right, 4 seats left
- Frame/legs 14 guage steel
- Black nylon glides
- Optional power unit 1xAC|2xUSB
- Complimentary tables page 57
- Seamless laminate surface
- Partial screen width includes seat only
- Full screen width includes back and arms
- Surround screen wraps back and arms
- Laminate selection will match for LW and LD
- **Linking Ends can be paired with any other End option. All Arms or 12" Platform Ends must be paired with either the same on the opposite end or a Linking end.**
- **Refer to Application Guide for rules on using linking ends**

### DIMENSIONS

OVERALL NO ARM: 30"H x 75"W x 99"D

• SEAT: 18" H x 24" W x 20" D

LOW ARMS:

• Arm Height 24" H from Floor

• Arm Height 6" H from Seat

HIGH ARMS

• Arm Height 30" H from Floor

• Arm Height 12" H from Seat

• COM NO ARM FULL: 22.75 yds

• COM SEAT: 10.5 yds

• COM BACK: 12.25 yds

• COM LW ARM: 3yds

• COM LN ARM: 2.5 yds

• COM HW ARM: 3.5 yds

• COM HN ARM: 3.25 yds

### NOTES

- When blanket wrapped freight option selected with wood legs, "dummy" legs will be installed to eliminate possibility of damage during transportation
- Power location when seated
- Ships knocked down
- Warranted up to 350 lbs. per seat
- This product meets the requirements set forth in ANSI/BIFMA HCF 8.1

Code	Grade 1/COM	Grade 2	Grade 3/ Knit Screens	Grade 4/ COL	Grade 5	Grade 6	Grade 7	Grade 8	Leather 1	Leather 2	Leather 3
SEAT	\$4,325	\$4,619	\$4,808	\$5,060	\$5,281	\$5,669	\$6,110	\$6,604	\$7,680	\$8,158	\$9,596
BACK	\$2,975	\$3,318	\$3,539	\$3,833	\$4,090	\$4,543	\$5,058	\$5,633	\$6,889	\$7,446	\$9,125
LOW WIDE ARM*	\$348	\$390	\$417	\$453	\$485	\$540	\$603	\$674	\$827	\$896	\$1,101
LOW NARROW ARM*	\$288	\$323	\$346	\$376	\$402	\$448	\$501	\$559	\$687	\$744	\$916
HIGH WIDE ARM*	\$438	\$487	\$519	\$561	\$597	\$662	\$736	\$818	\$997	\$1,077	\$1,317
HIGH NARROW ARM*	\$365	\$414	\$446	\$488	\$524	\$589	\$663	\$745	\$924	\$1,004	\$1,244
LOW DOUBLE WIDE	\$100	\$184	\$238	\$310	\$373	\$484	\$610	\$751	\$1,059	\$1,195	\$1,606
PARTIAL SCREEN	\$960	\$1,163	\$1,294	\$1,468	\$1,620	\$1,888	\$2,193	\$2,533	\$3,276	\$3,606	\$4,600
FULL SCREEN	\$1,600	\$1,950	\$2,175	\$2,475	\$2,738	\$3,200	\$3,725	\$4,313	\$5,594	\$6,163	\$7,875
SURROUND SCREEN	\$2,048	\$2,510	\$2,807	\$3,203	\$3,550	\$4,160	\$4,853	\$5,629	\$7,320	\$8,071	\$10,331

SERIES	E2	Exchange L-Shape	\$
BACK STYLE	0	Midback	VAR
	X	No Back   Bench	VAR
LEG	34	3 x 4	-
END OPTION (from seated position) For 12" Platform, include FD or SD: FD: Full Depth (with Back) SD: Seat Depth (no Back)	LNA	No Arm	-
	LLK	Linking End	VAR
	LLW	Low Wide	VAR
	LLN	Low Narrow	VAR
	LHW	High Wide	VAR
	LHN	High Narrow	VAR
	LPT	12" Platform (price includes laminate)	\$875
	BK	Black	\$325
	WH	White	\$325
	FO	Fog	\$325
	MS	Mist	\$325
	CL	Clay	\$325
NT	Natural	\$325	
TA	Taupe	\$325	
ARM SURFACE (available with low wide arm and 12" platform only) (list price for single low wide arm only)	EA	Earth	\$325
	WW	Washed Wood	\$325
	WL	Light Wood	\$325
	WM	Medium Wood	\$325
	WD	Dark Wood	\$325
	WS	Slate Wood	\$325
	PSA	Sage	-
	PCO	Carob	-
PPC	Pacific	-	
PMA	Maize	-	
PCU	Currant	-	
PAU	Autumn	-	
PMI	Midnight	-	
PCR	Crimson	-	
POWER FINISH + LOCATION Code: Combine Color + Side i.e. CR = Cloud Single Right Arm LOCATION (from seated position)	O	Matte Onyx	-
	C	Matte Cloud	-
	S	Matte Smoke	-
	L	Power USB Single Left Arm	\$250
R	Power USB Single Right Arm	\$250	
D	Power USB Double [Both Arms]	\$500	
SCREEN TYPE	PS	Partial Screen	VAR
	FS	Full Screen (available with marching ARMS only)	VAR
	SS	Surround Screen (available with marching ARMS only)	VAR
KNIT SCREEN (Select type then colour: Use grade 3 screen price)	FR	Frost	VAR
	JA	Java	VAR
	KH	Khaki	VAR
	BK	Black	VAR
	GR	Graphite	VAR
FREIGHT OPTIONS	BW	Blanket Wrapped Fully Assembled (25 seat min.)	\$420
	PA	Partially Assembled	\$420
FREIGHT REQUIREMENTS	AS	Allseating Standard	-
	GD	Guaranteed Delivery Date and Time [Call for quote]	VAR
	FQ	Special Freight Instructions (Call for Quote)	VAR

### TO ORDER SIMPLY FILL IN THE BLANKS

E2 - [ ] - 34 - L - R - [ ] - [ ] - [ ] - [ ] - [ ] - [ ] - [ ] - [ ] - [ ] - [ ] - [ ] - [ ]  
 SERIES BACK STYLE LEG END OPTION END OPTION ARM SURFACE LEG POSITION LEG TYPE PAINT FINISH POWER FINISH+LOCATION SCREEN TYPE KNIT SCREEN FREIGHT OPTION FREIGHT REQUIREMENTS FABRIC CODE  
 Please refer to allseating.com for fabric codes.

INFO  
ASTUTE  
AYLES  
CHIROPOM  
DOVE  
ENTAIL  
EXCHANGE  
FLUID  
FOSTER  
HALSA  
INERTIA  
JIF  
LI  
LEVO  
M.O.  
MULTI  
PILLOWS  
PRESTO  
RAINBOW  
RAY  
REQUISITE  
THERAPOD  
TUCK  
YOU  
ZIP

# EXCHANGE® L-SHAPE 4x2

DESIGN | NICK GILLISSIE GSA SIN | 33721



## BASE PRICE | \$6,150 E2042-NA

\*ARM PRICES LISTED AS SINGLE ARM ONLY  
\*KNIT SCREEN PRICES USE GRADE 3

### FEATURES

- From seated position:  
4 seats right, 2 seats left
- Frame/legs 14 guage steel
- Black nylon glides
- Optional power unit 1xAC|2xUSB
- Complimentary tables page 57
- Seamless laminate surface
- Partial screen width includes seat only
- Full screen width includes back and arms
- Surround screen wraps back and arms
- Laminate selection will match for LW and LD
- **Linking Ends can be paired with any other End option. All Arms or 12" Platform Ends must be paired with either the same on the opposite end or a Linking end.**
- **Refer to Application Guide for rules on using linking ends**

### DIMENSIONS

OVERALL NO ARM: 30"H x 99"W x 51"D

• SEAT: 18" H x 24" W x 20" D

LOW ARMS:

• Arm Height 24" H from Floor

• Arm Height 6" H from Seat

HIGH ARMS

• Arm Height 30" H from Floor

• Arm Height 12" H from Seat

• COM NO ARM FULL: 19.25 yds

• COM SEAT: 8.75 yds

• COM BACK: 10.5 yds

• COM LW ARM: 3yds

• COM LN ARM: 2.5 yds

• COM HW ARM: 3.5 yds

• COM HN ARM: 3.25 yds

### NOTES

- When blanket wrapped freight option selected with wood legs, "dummy" legs will be installed to eliminate possibility of damage during transportation
- Power location when seated
- Ships knocked down
- Warranted up to 350 lbs. per seat
- This product meets the requirements
- set forth in ANSI/BIFMA HCF 8.1

Code	Grade 1/COM	Grade 2	Grade 3/ Knit Screens	Grade 4/ COL	Grade 5	Grade 6	Grade 7	Grade 8	Leather 1	Leather 2	Leather 3
SEAT	\$3,600	\$3,845	\$4,003	\$4,213	\$4,396	\$4,720	\$5,088	\$5,499	\$6,396	\$6,794	\$7,993
BACK	\$2,550	\$2,844	\$3,033	\$3,285	\$3,506	\$3,894	\$4,335	\$4,829	\$5,905	\$6,383	\$7,821
LOW WIDE ARM*	\$348	\$390	\$417	\$453	\$485	\$540	\$603	\$674	\$827	\$896	\$1,101
LOW NARROW ARM*	\$288	\$323	\$346	\$376	\$402	\$448	\$501	\$559	\$687	\$744	\$916
HIGH WIDE ARM*	\$438	\$487	\$519	\$561	\$597	\$662	\$736	\$818	\$997	\$1,077	\$1,317
HIGH NARROW ARM*	\$365	\$414	\$446	\$488	\$524	\$589	\$663	\$745	\$924	\$1,004	\$1,244
LOW DOUBLE WIDE	\$100	\$184	\$238	\$310	\$373	\$484	\$610	\$751	\$1,059	\$1,195	\$1,606
PARTIAL SCREEN	\$768	\$936	\$1,044	\$1,188	\$1,314	\$1,536	\$1,788	\$2,070	\$2,685	\$2,958	\$3,780
FULL SCREEN	\$1,312	\$1,613	\$1,807	\$2,065	\$2,290	\$2,688	\$3,140	\$3,645	\$4,747	\$5,236	\$6,709
SURROUND SCREEN	\$1,760	\$2,173	\$2,439	\$2,793	\$3,102	\$3,648	\$4,268	\$4,961	\$6,473	\$7,144	\$9,165

SERIES	E2	Exchange L-Shape	\$	
BACK STYLE	0	Midback	VAR	
	X	No Back   Bench	VAR	
LEG	42	4 x 2	-	
END OPTION (from seated position) For 12" Platform, include FD or SD: FD: Full Depth (with Back) SD: Seat Depth (no Back)	LNA	No Arm	-	
	LLK	Linking End	VAR	
	LLW	Low Wide	VAR	
	LLN	Low Narrow	VAR	
	LHW	High Wide	VAR	
	LHN	High Narrow	VAR	
	LPT	12" Platform (price includes laminate)	\$875	
	BK	Black	\$325	
	WH	White	\$325	
	FO	Fog	\$325	
ARM SURFACE (available with low wide arm and 12" platform only) (list price for single low wide arm only)	MS	Mist	\$325	
	CL	Clay	\$325	
	NT	Natural	\$325	
	TA	Taupe	\$325	
	US	Under Seat [Ottoman + Narrow Arms Only]	-	
	UA	Under Arm [not available for Ottoman]	-	
	LEG TYPE	SL	Standard Leg	-
		RL	Rectangle Leg	\$55
		WL	Wire Leg [Chrome Only   for painted contact Sales Support] [Available Spring 2020]	\$730
		LO	Wood Leg [Light Oak]	\$155
MO		Wood Leg [Medium Oak]	\$155	
DO		Wood Leg [Dark Oak]	\$155	
PAINT FINISH		MON	Matte Onyx	-
		MSK	Matte Smoke	-
	PON	Onyx	-	
	PSK	Smoke	-	
	PHZ	Haze	-	
	PDU	Dune	-	
	PCT	Cotton	-	
	PCV	Cove	-	
	POWER FINISH + LOCATION Code: Combine Color + Side i.e. CR = Cloud Single Right Arm LOCATION (from seated position)	O	Matte Onyx	-
		C	Matte Cloud	-
S		Matte Smoke	-	
L		Power USB Single Left Arm	\$250	
R		Power USB Single Right Arm	\$250	
D		Power USB Double [Both Arms]	\$500	
SCREEN TYPE		PS	Partial Screen	VAR
		FS	Full Screen (available with marching ARMS only)	VAR
		SS	Surround Screen (available with marching ARMS only)	VAR
KNIT SCREEN (Select type then colour: Use grade 3 screen price)		FR	Frost	VAR
	JA	Java	VAR	
	KH	Khaki	VAR	
	BK	Black	VAR	
	GR	Graphite	VAR	
	FREIGHT OPTIONS	BW	Blanket Wrapped Fully Assembled (25 seat min.)	\$350
PA		Partially Assembled	\$350	
FREIGHT REQUIREMENTS	AS	Allseating Standard	-	
	GD	Guaranteed Delivery Date and Time [Call for quote]	VAR	
	FQ	Special Freight Instructions (Call for Quote)	VAR	

### TO ORDER SIMPLY FILL IN THE BLANKS

E2 -   - 42 - L - R -   -   -   -   -   -   -   -   -   -   -   -  

SERIES    BACK STYLE    LEG    END OPTION    END OPTION    ARM SURFACE    LEG POSITION    LEG TYPE    PAINT FINISH    POWER FINISH+LOCATION    SCREEN TYPE    KNIT SCREEN    FREIGHT OPTION    FREIGHT REQUIREMENTS    FABRIC CODE  
Please refer to allseating.com for fabric codes.

INFO  
ASTUTE  
AYLES  
CHIROPOM  
DOVE  
ENTAIL  
EXCHANGE  
FLUID  
FOSTER  
HAUSA  
INERTIA  
JIF  
LI  
LEVO  
M.O.  
MULTI  
PILLOWS  
PRESTO  
RAINBOW  
RAY  
REQUISITE  
THERAPOD  
TUCK  
YOU  
ZIP

# EXCHANGE® L-SHAPE 4x3

DESIGN | NICK GILLISSIE GSA SIN | 33721



## BASE PRICE | \$7,300 E2043-NA

\*ARM PRICES LISTED AS SINGLE ARM ONLY  
\*KNIT SCREEN PRICES USE GRADE 3

### FEATURES

- From seated position:  
4 seats right, 3 seats left
- Frame/legs 14 guage steel
- Black nylon glides
- Optional power unit 1xAC|2xUSB
- Complimentary tables page 57
- Seamless laminate surface
- Partial screen width includes seat only
- Full screen width includes back and arms
- Surround screen wraps back and arms
- Laminate selection will match for LW and LD
- **Linking Ends can be paired with any other End option. All Arms or 12" Platform Ends must be paired with either the same on the opposite end or a Linking end.**
- **Refer to Application Guide for rules on using linking ends**

### DIMENSIONS

OVERALL NO ARM: 30"H x 99"W x 75"D

• SEAT: 18" H x 24" W x 20" D

LOW ARMS:

• Arm Height 24" H from Floor

• Arm Height 6" H from Seat

HIGH ARMS

• Arm Height 30" H from Floor

• Arm Height 12" H from Seat

• COM NO ARM FULL: 22.75 yds

• COM SEAT: 10.5 yds

• COM BACK: 12.25 yds

• COM LW ARM: 3yds

• COM LN ARM: 2.5 yds

• COM HW ARM: 3.5 yds

• COM HN ARM: 3.25 yds

### NOTES

- When blanket wrapped freight option selected with wood legs, "dummy" legs will be installed to eliminate possibility of damage during transportation
- Power location when seated
- Ships knocked down
- Warranted up to 350 lbs. per seat
- This product meets the requirements set forth in ANSI/BIFMA HCF 8.1

Code	Grade 1/ COM	Grade 2	Grade 3/ Knit Screens	Grade 4/ COL	Grade 5	Grade 6	Grade 7	Grade 8	Leather 1	Leather 2	Leather 3
SEAT	\$4,325	\$4,619	\$4,808	\$5,060	\$5,281	\$5,669	\$6,110	\$6,604	\$7,680	\$8,158	\$9,596
BACK	\$2,975	\$3,318	\$3,539	\$3,833	\$4,090	\$4,543	\$5,058	\$5,633	\$6,889	\$7,446	\$9,125
LOW WIDE ARM*	\$348	\$390	\$417	\$453	\$485	\$540	\$603	\$674	\$827	\$896	\$1,101
LOW NARROW ARM*	\$288	\$323	\$346	\$376	\$402	\$448	\$501	\$559	\$687	\$744	\$916
HIGH WIDE ARM*	\$438	\$487	\$519	\$561	\$597	\$662	\$736	\$818	\$997	\$1,077	\$1,317
HIGH NARROW ARM*	\$365	\$414	\$446	\$488	\$524	\$589	\$663	\$745	\$924	\$1,004	\$1,244
LOW DOUBLE WIDE	\$100	\$184	\$238	\$310	\$373	\$484	\$610	\$751	\$1,059	\$1,195	\$1,606
PARTIAL SCREEN	\$960	\$1,163	\$1,294	\$1,468	\$1,620	\$1,888	\$2,193	\$2,533	\$3,276	\$3,606	\$4,600
FULL SCREEN	\$1,600	\$1,950	\$2,175	\$2,475	\$2,738	\$3,200	\$3,725	\$4,313	\$5,594	\$6,163	\$7,875
SURROUND SCREEN	\$2,048	\$2,510	\$2,807	\$3,203	\$3,550	\$4,160	\$4,853	\$5,629	\$7,320	\$8,071	\$10,331

SERIES	E2	Exchange L-Shape		\$	
BACK STYLE	0	Midback		VAR	
	X	No Back		VAR	
LEG	43	4 x 3		-	
END OPTION (from seated position) For 12" Platform, include FD or SD: FD: Full Depth (with Back) SD: Seat Depth (no Back)	LNA	No Arm		-	
	LLK	Linking End		VAR	
	LLW	Low Wide		VAR	
	LLN	Low Narrow		VAR	
	LHW	High Wide		VAR	
	LHN	High Narrow		VAR	
	LPT	12" Platform (price includes laminate)		\$875	
	BK	Black		\$325	
	WH	White		\$325	
	FO	Fog		\$325	
ARM SURFACE (available with low wide arm and 12" platform only) (list price for single low wide arm only)	MS	Mist		\$325	
	CL	Clay		\$325	
	NT	Natural		\$325	
	TA	Taupe		\$325	
	US	Under Seat [Ottoman + Narrow Arms Only]		-	
	UA	Under Arm [not available for Ottoman]		-	
	LEG TYPE	SL	Standard Leg		-
		RL	Rectangle Leg		\$55
		WL	Wire Leg [Chrome Only   for painted contact Sales Support] [Available Spring 2020]		\$730
		LO	Wood Leg [Light Oak]		\$155
MO		Wood Leg [Medium Oak]		\$155	
DO		Wood Leg [Dark Oak]		\$155	
PAINT FINISH		MON	Matte Onyx		-
		MSK	Matte Smoke		-
	PON	Onyx		-	
	PSK	Smoke		-	
	PHZ	Haze		-	
	PDU	Dune		-	
	PCT	Cotton		-	
	PCV	Cove		-	
	POWER FINISH + LOCATION Code: Combine Color + Side i.e. CR = Cloud Single Right Arm LOCATION (from seated position)	O	Matte Onyx		-
		C	Matte Cloud		-
S		Matte Smoke		-	
L		Power USB Single Left Arm		\$250	
SCREEN TYPE	R	Power USB Single Right Arm		\$250	
	D	Power USB Double [Both Arms]		\$500	
	PS	Partial Screen		VAR	
	FS	Full Screen (available with marching ARMS only)		VAR	
KNIT SCREEN (Select type then colour: Use grade 3 screen price)	SS	Surround Screen (available with marching ARMS only)		VAR	
	FR	Frost		VAR	
	JA	Java		VAR	
	KH	Khaki		VAR	
FREIGHT OPTIONS	BK	Black		VAR	
	GR	Graphite		VAR	
	BW	Blanket Wrapped Fully Assembled (25 seat min.)		\$420	
	PA	Partially Assembled		\$420	
FREIGHT REQUIREMENTS	AS	Allseating Standard		-	
	GD	Guaranteed Delivery Date and Time [Call for quote]		VAR	
	FQ	Special Freight Instructions (Call for Quote)		VAR	

### TO ORDER SIMPLY FILL IN THE BLANKS

E2 -   - 43 - L - R -   -   -   -   -   -   -   -   -   -   -   -  

SERIES    BACK STYLE    LEG    END OPTION    END OPTION    ARM SURFACE    LEG POSITION    LEG TYPE    PAINT FINISH    POWER FINISH+LOCATION    SCREEN TYPE    KNIT SCREEN    FREIGHT OPTION    FREIGHT REQUIREMENTS    FABRIC CODE  
Please refer to allseating.com for fabric codes.

INFO  
ASTUTE  
AYLES  
CHIROPOM  
DOVE  
ENTAIL  
EXCHANGE  
FLUID  
FOSTER  
HAUSA  
INERTIA  
JIF  
LI  
LEVO  
M.O.  
MULTI  
PILLOWS  
PRESTO  
RAINBOW  
RAY  
REQUISITE  
THERAPOD  
TUCK  
YOU  
ZIP

# EXCHANGE® L-SHAPE 4x4

DESIGN | NICK GILLISSIE GSA SIN | 33721



## BASE PRICE | \$8,450 E2044-NA

\*ARM PRICES LISTED AS SINGLE ARM ONLY  
\*KNIT SCREEN PRICES USE GRADE 3

### FEATURES

- From seated position:  
4 seats right, 4 seats left
- Frame/legs 14 guage steel
- Black nylon glides
- Optional power unit 1xAC|2xUSB
- Complimentary tables page 57
- Seamless laminate surface
- Partial screen width includes seat only
- Full screen width includes back and arms
- Surround screen wraps back and arms
- Laminate selection will match for LW and LD
- **Linking Ends can be paired with any other End option. All Arms or 12" Platform Ends must be paired with either the same on the opposite end or a Linking end.**
- **Refer to Application Guide for rules on using linking ends**

### DIMENSIONS

OVERALL NO ARM: 30"H x 99"W x 99"D

• SEAT: 18" H x 24" W x 20" D

LOW ARMS:

• Arm Height 24" H from Floor

• Arm Height 6" H from Seat

HIGH ARMS

• Arm Height 30" H from Floor

• Arm Height 12" H from Seat

• COM NO ARM FULL: 26.25 yds

• COM SEAT: 12.25 yds

• COM BACK: 14 yds

• COM LW ARM: 3yds

• COM LN ARM: 2.5 yds

• COM HW ARM: 3.5 yds

• COM HN ARM: 3.25 yds

### NOTES

- When blanket wrapped freight option selected with wood legs, "dummy" legs will be installed to eliminate possibility of damage during transportation
- Power location when seated
- Ships knocked down
- Warranted up to 350 lbs. per seat
- This product meets the requirements set forth in ANSI/BIFMA HCF 8.1

Code	Grade 1/COM	Grade 2	Grade 3/ Knit Screens	Grade 4/ COL	Grade 5	Grade 6	Grade 7	Grade 8	Leather 1	Leather 2	Leather 3
SEAT	\$5,050	\$5,393	\$5,614	\$5,908	\$6,165	\$6,618	\$7,133	\$7,708	\$8,964	\$9,521	\$11,200
BACK	\$3,400	\$3,792	\$4,044	\$4,380	\$4,674	\$5,192	\$5,780	\$6,438	\$7,873	\$8,510	\$10,428
LOW WIDE ARM*	\$348	\$390	\$417	\$453	\$485	\$540	\$603	\$674	\$827	\$896	\$1,101
LOW NARROW ARM*	\$288	\$323	\$346	\$376	\$402	\$448	\$501	\$559	\$687	\$744	\$916
HIGH WIDE ARM*	\$438	\$487	\$519	\$561	\$597	\$662	\$736	\$818	\$997	\$1,077	\$1,317
HIGH NARROW ARM*	\$365	\$414	\$446	\$488	\$524	\$589	\$663	\$745	\$924	\$1,004	\$1,244
LOW DOUBLE WIDE	\$100	\$184	\$238	\$310	\$373	\$484	\$610	\$751	\$1,059	\$1,195	\$1,606
PARTIAL SCREEN	\$1,152	\$1,390	\$1,543	\$1,747	\$1,926	\$2,240	\$2,597	\$2,997	\$3,868	\$4,255	\$5,419
FULL SCREEN	\$1,792	\$2,184	\$2,436	\$2,772	\$3,066	\$3,584	\$4,172	\$4,830	\$6,265	\$6,902	\$8,820
SURROUND SCREEN	\$2,240	\$2,744	\$3,068	\$3,500	\$3,878	\$4,544	\$5,300	\$6,146	\$7,991	\$8,810	\$11,276

SERIES	E2	Exchange L-Shape		\$	
BACK STYLE	0	Midback		VAR	
	X	No Back		VAR	
LEG	44	4 x 4		-	
END OPTION (from seated position) For 12" Platform, include FD or SD: FD: Full Depth (with Back) SD: Seat Depth (no Back)	LNA	No Arm		-	
	LLK	Linking End		VAR	
	LLW	Low Wide		VAR	
	LLN	Low Narrow		VAR	
	LHW	High Wide		VAR	
	LHN	High Narrow		VAR	
	LPT	12" Platform (price includes laminate)		\$875	
	BK	Black		\$325	
	WH	White		\$325	
	FO	Fog		\$325	
ARM SURFACE (available with low wide arm and 12" platform only) (list price for single low wide arm only)	MS	Mist		\$325	
	CL	Clay		\$325	
	NT	Natural		\$325	
	TA	Taupe		\$325	
	US	Under Seat [Ottoman + Narrow Arms Only]		-	
	UA	Under Arm [not available for Ottoman]		-	
	LEG TYPE	SL	Standard Leg		-
		RL	Rectangle Leg		\$55
		WL	Wire Leg [Chrome Only   for painted contact Sales Support] [Available Spring 2020]		\$730
		LO	Wood Leg [Light Oak]		\$155
MO		Wood Leg [Medium Oak]		\$155	
DO		Wood Leg [Dark Oak]		\$155	
PAINT FINISH		MON	Matte Onyx		-
		MSK	Matte Smoke		-
	PON	Onyx		-	
	PSK	Smoke		-	
	PHZ	Haze		-	
	PDU	Dune		-	
	PCT	Cotton		-	
	PCV	Cove		-	
	PSA	Sage		-	
	PCO	Carob		-	
POWER FINISH + LOCATION Code: Combine Color + Side i.e. CR = Cloud Single Right Arm LOCATION (from seated position)	C	Matte Cloud		-	
	S	Matte Smoke		-	
	L	Power USB Single Left Arm		\$250	
	R	Power USB Single Right Arm		\$250	
	D	Power USB Double [Both Arms]		\$500	
	PS	Partial Screen		VAR	
	FS	Full Screen (available with marching ARMS only)		VAR	
	SS	Surround Screen (available with marching ARMS only)		VAR	
	KNIT SCREEN (Select type then colour: Use grade 3 screen price)	FR	Frost		VAR
		JA	Java		VAR
KH		Khaki		VAR	
BK		Black		VAR	
GR		Graphite		VAR	
FREIGHT OPTIONS		BW	Blanket Wrapped Fully Assembled (25 seat min.)		\$490
	PA	Partially Assembled		\$490	
FREIGHT REQUIREMENTS	AS	Allseating Standard		-	
	GD	Guaranteed Delivery Date and Time [Call for quote]		VAR	
	FQ	Special Freight Instructions (Call for Quote)		VAR	

### TO ORDER SIMPLY FILL IN THE BLANKS

E2 -   - 44 - L - R -   -   -   -   -   -   -   -   -   -   -   -  

SERIES    BACK STYLE    LEG    END OPTION    END OPTION    ARM SURFACE    LEG POSITION    LEG TYPE    PAINT FINISH    POWER FINISH+LOCATION    SCREEN TYPE    KNIT SCREEN    FREIGHT OPTION    FREIGHT REQUIREMENTS    FABRIC CODE  
Please refer to allseating.com for fabric codes.

INFO  
ASTUTE  
AYLES  
CHIROPOM  
DOVE  
ENTAIL  
EXCHANGE  
FLUID  
FOSTER  
HAUSA  
INERTIA  
JIF  
LI  
LEVO  
M.O.  
MULTI  
PILLOWS  
PRESTO  
RAINBOW  
RAY  
REQUISITE  
THERAPOD  
TUCK  
YOU  
ZIP

# EXCHANGE® U-SHAPE 4x2

DESIGN | NICK GILLISSIE NOT ON GSA CONTRACT



**BASE PRICE | \$6,885**  
**E3042-NA**

\*ARM PRICES LISTED AS SINGLE ARM ONLY  
\*KNIT SCREEN PRICES USE GRADE 3

## FEATURES

- From seated position: 4 seats along back, 2 seats left + right
- Frame/legs 14 guage steel
- Black nylon glides
- Optional power unit 1xAC|2xUSB
- Complimentary tables page 57
- Seamless laminate surface
- Partial screen width includes seat only
- Full screen width includes back and arms
- Surround screen wraps back and arms
- Laminate selection will match for LW and LD
- **Linking Ends can be paired with any other End option. All Arms or 12" Platform Ends must be paired with either the same on the opposite end or a Linking end.**
- **Refer to Application Guide for rules on using linking ends**

## DIMENSIONS

OVERALL NO ARM: 30"H x 102"W x 51"D

• SEAT: 18" H x 24" W x 20" D

LOW ARMS:

• Arm Height 24" H from Floor

• Arm Height 6" H from Seat

HIGH ARMS

• Arm Height 30" H from Floor

• Arm Height 12" H from Seat

• COM NO ARM FULL: 24.5 yds

• COM SEAT: 10.5 yds

• COM BACK: 14 yds

• COM LW ARM: 3yds

• COM LN ARM: 2.5 yds

• COM HW ARM: 3.5 yds

• COM HN ARM: 3.25 yds

## NOTES

- When blanket wrapped freight option selected with wood legs, "dummy" legs will be installed to eliminate possibility of damage during transportation
- Power location when seated
- Ships knocked down
- Warranted up to 350 lbs. per seat
- This product meets the requirements set forth in ANSI/BIFMA HCF 8.1

Code	Grade 1/ COM	Grade 2	Grade 3/ Knit Screens	Grade 4/ COL	Grade 5	Grade 6	Grade 7	Grade 8	Leather 1	Leather 2	Leather 3
SEAT	\$4,300	\$4,594	\$4,783	\$5,035	\$5,256	\$5,644	\$6,085	\$6,579	\$7,655	\$8,133	\$9,571
BACK	\$2,550	\$2,844	\$3,033	\$3,285	\$3,506	\$3,894	\$4,335	\$4,829	\$5,905	\$6,383	\$7,821
LOW WIDE ARM*	\$348	\$390	\$417	\$453	\$485	\$540	\$603	\$674	\$827	\$896	\$1,101
LOW NARROW ARM*	\$288	\$323	\$346	\$376	\$402	\$448	\$501	\$559	\$687	\$744	\$916
HIGH WIDE ARM*	\$438	\$487	\$519	\$561	\$597	\$662	\$736	\$818	\$997	\$1,077	\$1,317
HIGH NARROW ARM*	\$365	\$414	\$446	\$488	\$524	\$589	\$663	\$745	\$924	\$1,004	\$1,244
LOW DOUBLE WIDE	\$200	\$368	\$476	\$620	\$746	\$968	\$1,220	\$1,502	\$2,117	\$2,390	\$3,212
PARTIAL SCREEN	\$768	\$950	\$1,067	\$1,223	\$1,360	\$1,600	\$1,873	\$2,179	\$2,845	\$3,141	\$4,031
FULL SCREEN	\$2,112	\$2,616	\$2,940	\$3,372	\$3,750	\$4,416	\$5,172	\$6,018	\$7,863	\$8,682	\$11,148
SURROUND SCREEN	\$2,560	\$3,176	\$3,572	\$4,100	\$4,562	\$5,376	\$6,300	\$7,334	\$9,589	\$10,590	\$13,604

SERIES	E3	Exchange U-Shape										\$												
BACK STYLE	0	Midback										VAR												
	X	No Back   Bench										VAR												
LEG	22	2 x 2										-												
END OPTION (from seated position) For 12" Platform, include FD or SD: FD: Full Depth (with Back) SD: Seat Depth (no Back)	LNA	LEFT END					RNA	RIGHT END					-											
	LLK	Linking End					RLK	Linking End					VAR											
	LLW	Low Wide					RLW	Low Wide					VAR											
	LLN	Low Narrow					RLN	Low Narrow					VAR											
	LHW	High Wide					RHW	High Wide					VAR											
	LHN	High Narrow					RHN	High Narrow					VAR											
	LPT	12" Platform (price includes laminate)										RPT	12" Platform (price includes laminate)										\$875	
	ARM SURFACE (available with low wide arm and 12" platform only) (list price for single low wide arm only)	BK	Black										EA	Earth										\$325
		WH	White										WW	Washed Wood										\$325
		FO	Fog										WL	Light Wood										\$325
MS		Mist										WM	Medium Wood										\$325	
CL		Clay										WD	Dark Wood										\$325	
NT		Natural										WS	Slate Wood										\$325	
TA		Taupe																					\$325	
LEG POSITION	US	Under Seat [Ottoman + Narrow Arms Only]																					-	
	UA	Under Arm [not available for Ottoman]																					-	
LEG TYPE	SL	Standard Leg																					-	
	RL	Rectangle Leg																					\$55	
	WL	Wire Leg [Chrome Only   for painted contact Sales Support] [Available Spring 2020]																					\$995	
	LO	Wood Leg [Light Oak]																					\$195	
	MO	Wood Leg [Medium Oak]																					\$195	
	DO	Wood Leg [Dark Oak]																					\$195	
PAINT FINISH	MON	Matte Onyx					PSA	Sage					-											
	MSK	Matte Smoke					PCO	Carob					-											
	PON	Onyx					PPC	Pacific					-											
	PSK	Smoke					PMA	Maize					-											
	PHZ	Haze					PCU	Currant					-											
	PDU	Dune					PAU	Autumn					-											
	PCT	Cotton					PMI	Midnight					-											
	PCV	Cove					PCR	Crimson					-											
																								-
POWER FINISH + LOCATION Code: Combine Color + Side i.e. CR = Cloud Single Right Arm LOCATION (from seated position)	0	Matte Onyx																					-	
	C	Matte Cloud																					-	
	S	Matte Smoke																					-	
	L	Power USB Single Left Arm											\$250											
R	Power USB Single Right Arm											\$250												
D	Power USB Double [Both Arms]																					\$500		
SCREEN TYPE	PS	Partial Screen																					VAR	
	FS	Full Screen (available with marching ARMS only)																					VAR	
	SS	Surround Screen (available with marching ARMS only)																					VAR	
KNIT SCREEN (Select type then colour: Use grade 3 screen price)	FR	Frost																					VAR	
	JA	Java																					VAR	
	KH	Khaki																					VAR	
	BK	Black																					VAR	
	GR	Graphite																					VAR	
																								VAR
FREIGHT OPTIONS	BW	Blanket Wrapped Fully Assembled (25 seat min.)																					\$420	
	PA	Partially Assembled																					\$420	
FREIGHT REQUIREMENTS	AS	Allseating Standard																					-	
	GD	Guaranteed Delivery Date and Time [Call for quote]																					VAR	
	FQ	Special Freight Instructions (Call for Quote)																					VAR	

## TO ORDER SIMPLY FILL IN THE BLANKS

E3	-		-	22	-	L	-	R	-		-		-		-		-		-		-		-		-		-	
SERIES		BACK STYLE		LEG		END OPTION		END OPTION		ARM SURFACE		LEG POSITION		LEG TYPE		PAINT FINISH		POWER FINISH+LOCATION		SCREEN TYPE		KNIT SCREEN		FREIGHT OPTION		FREIGHT REQUIREMENTS		FABRIC CODE
Please refer to allseating.com for fabric codes.																												



INFO  
ASTUTE  
AYLES  
CHIROPOM  
DOVE  
ENTAIL  
EXCHANGE  
FLUID  
FOSTER  
HALSA  
INERTIA  
JIF  
LI  
LEVO  
M.O.  
MULTI  
PILLOWS  
PRESTO  
RAINBOW  
RAY  
REQUISITE  
THERAPOD  
TUCK  
YOU  
ZIP



# EXCHANGE® U-SHAPE 4x3

DESIGN | NICK GILLISSIE NOT ON GSA CONTRACT



## BASE PRICE | \$10,000 E3033-NA

\*ARM PRICES LISTED AS SINGLE ARM ONLY  
\*KNIT SCREEN PRICES USE GRADE 3

### FEATURES

- From seated position: 4 seats along back, 3 seats left + right
- Frame/legs 14 guage steel
- Black nylon glides
- Optional power unit 1xAC|2xUSB
- Complimentary tables page 57
- Seamless laminate surface
- Partial screen width includes seat only
- Full screen width includes back and arms
- Surround screen wraps back and arms
- Laminate selection will match for LW and LD
- **Linking Ends can be paired with any other End option. All Arms or 12" Platform Ends must be paired with either the same on the opposite end or a Linking end.**
- **Refer to Application Guide for rules on using linking ends**

### DIMENSIONS

OVERALL NO ARM: 30"H x 102"W x 75"D

• SEAT: 18" H x 24" W x 20" D

LOW ARMS:

- Arm Height 24" H from Floor
- Arm Height 6" H from Seat

HIGH ARMS:

- Arm Height 30" H from Floor
- Arm Height 12" H from Seat

- COM NO ARM FULL: 31.5 yds
- COM SEAT: 14 yds
- COM BACK: 17.5 yds
- COM LW ARM: 3 yds
- COM LN ARM: 2.5 yds
- COM HW ARM: 3.5 yds
- COM HN ARM: 3.25 yds

### NOTES

- When blanket wrapped freight option selected with wood legs, "dummy" legs will be installed to eliminate possibility of damage during transportation
- Power location when seated
- Ships knocked down
- Warranted up to 350 lbs. per seat
- This product meets the requirements set forth in ANSI/BIFMA HCF 8.1

Code	Grade 1/COM	Grade 2	Grade 3/ Knit Screens	Grade 4/ COL	Grade 5	Grade 6	Grade 7	Grade 8	Leather 1	Leather 2	Leather 3
SEAT	\$5,750	\$6,142	\$6,394	\$6,730	\$7,024	\$7,542	\$8,130	\$8,788	\$10,223	\$10,860	\$12,778
BACK	\$4,250	\$4,740	\$5,055	\$5,475	\$5,843	\$6,490	\$7,225	\$8,048	\$9,841	\$10,638	\$13,035
LOW WIDE ARM*	\$348	\$390	\$417	\$453	\$485	\$540	\$603	\$674	\$827	\$896	\$1,101
LOW NARROW ARM*	\$288	\$323	\$346	\$376	\$402	\$448	\$501	\$559	\$687	\$744	\$916
HIGH WIDE ARM*	\$438	\$487	\$519	\$561	\$597	\$662	\$736	\$818	\$997	\$1,077	\$1,317
HIGH NARROW ARM*	\$365	\$414	\$446	\$488	\$524	\$589	\$663	\$745	\$924	\$1,004	\$1,244
LOW DOUBLE WIDE	\$200	\$368	\$476	\$620	\$746	\$968	\$1,220	\$1,502	\$2,117	\$2,390	\$3,212
PARTIAL SCREEN	\$1,152	\$1,404	\$1,566	\$1,782	\$1,971	\$2,304	\$2,682	\$3,105	\$4,028	\$4,437	\$5,670
FULL SCREEN	\$2,240	\$2,744	\$3,068	\$3,500	\$3,878	\$4,544	\$5,300	\$6,146	\$7,991	\$8,810	\$11,276
SURROUND SCREEN	\$2,688	\$3,304	\$3,700	\$4,228	\$4,690	\$5,504	\$6,428	\$7,462	\$9,717	\$10,718	\$13,732

SERIES	E3	Exchange U-Shape		\$	
BACK STYLE	0	Midback		VAR	
	X	No Back   Bench		VAR	
LEG	33	3 x 3		-	
END OPTION (from seated position) For 12" Platform, include FD or SD: FD: Full Depth (with Back) SD: Seat Depth (no Back)	LNA	No Arm		-	
	LLK	Linking End		VAR	
	LLW	Low Wide		VAR	
	LLN	Low Narrow		VAR	
	LHW	High Wide		VAR	
	LHN	High Narrow		VAR	
	LPT	12" Platform (price includes laminate)		\$875	
	BK	Black		\$325	
	WH	White		\$325	
	FO	Fog		\$325	
ARM SURFACE (available with low wide arm and 12" platform only) (list price for single low wide arm only)	MS	Mist		\$325	
	CL	Clay		\$325	
	NT	Natural		\$325	
	TA	Taupe		\$325	
	US	Under Seat [Ottoman + Narrow Arms Only]		-	
	UA	Under Arm [not available for Ottoman]		-	
	LEG TYPE	SL	Standard Leg		-
		RL	Rectangle Leg		\$55
		WL	Wire Leg [Chrome Only   for painted contact Sales Support] [Available Spring 2020]		\$995
		LO	Wood Leg [Light Oak]		\$195
MO		Wood Leg [Medium Oak]		\$195	
DO		Wood Leg [Dark Oak]		\$195	
PAINT FINISH		MON	Matte Onyx		-
		MSK	Matte Smoke		-
	PON	Onyx		-	
	PSK	Smoke		-	
	PHZ	Haze		-	
	PDU	Dune		-	
	PCT	Cotton		-	
	PCV	Cove		-	
	O	Matte Onyx		-	
	C	Matte Cloud		-	
POWER FINISH + LOCATION Code: Combine Color + Side i.e. CR = Cloud Single Right Arm LOCATION (from seated position)	S	Matte Smoke		-	
	L	Power USB Single Left Arm		\$250	
	R	Power USB Single Right Arm		\$250	
	D	Power USB Double [Both Arms]		\$500	
	PS	Partial Screen		VAR	
	FS	Full Screen (available with marching ARMS only)		VAR	
	SS	Surround Screen (available with marching ARMS only)		VAR	
	KNIT SCREEN (Select type then colour: Use grade 3 screen price)	FR	Frost		VAR
		JA	Java		VAR
		KH	Khaki		VAR
BK		Black		VAR	
GR		Graphite		VAR	
FREIGHT OPTIONS		BW	Blanket Wrapped Fully Assembled (25 seat min.)		\$560
	PA	Partially Assembled		\$560	
FREIGHT REQUIREMENTS	AS	Allseating Standard		-	
	GD	Guaranteed Delivery Date and Time [Call for quote]		VAR	
	FQ	Special Freight Instructions (Call for Quote)		VAR	

### TO ORDER SIMPLY FILL IN THE BLANKS

E3 -    - 33 - L - R -    -    -    -    -    -    -    -    -    -    -    -   

SERIES    BACK STYLE    LEG    END OPTION    END OPTION    ARM SURFACE    LEG POSITION    LEG TYPE    PAINT FINISH    POWER FINISH+LOCATION    SCREEN TYPE    KNIT SCREEN    FREIGHT OPTION    FREIGHT REQUIREMENTS    FABRIC CODE  
Please refer to allseating.com for fabric codes.



INFO  
ASTUTE  
AYLES  
CHIROPFORM  
DOVE  
ENTAIL  
EXCHANGE  
FLUID  
FOSTER  
HAUSA  
INERTIA  
JIF  
LI  
LEVO  
M.O.  
MULTI  
PILLOWS  
PRESTO  
RAINBOW  
RAY  
REQUISITE  
THERAPOD  
TUCK  
YOU  
ZIP

# EXCHANGE® U-SHAPE 4x4

DESIGN | NICK GILLISSIE NOT ON GSA CONTRACT



## BASE PRICE | \$12,300 E3044-NA

\*ARM PRICES LISTED AS SINGLE ARM ONLY  
\*KNIT SCREEN PRICES USE GRADE 3

### FEATURES

- From seated position: 4 seats along back, 4 seats left + right
- Frame/legs 14 guage steel
- Black nylon glides
- Optional power unit 1xAC|2xUSB
- Complimentary tables page 57
- Seamless laminate surface
- Partial screen width includes seat only
- Full screen width includes back and arms
- Surround screen wraps back and arms
- Laminate selection will match for LW and LD
- **Linking Ends can be paired with any other End option. All Arms or 12" Platform Ends must be paired with either the same on the opposite end or a Linking end.**
- Refer to Application Guide for rules on using linking ends

### DIMENSIONS

OVERALL NO ARM: 30"H x 102"W x 99"D

• SEAT: 18" H x 24" W x 20" D

LOW ARMS:

- Arm Height 24" H from Floor
- Arm Height 6" H from Seat

HIGH ARMS

- Arm Height 30" H from Floor
- Arm Height 12" H from Seat
- COM NO ARM FULL: 39 yds
- COM SEAT: 18 yds
- COM BACK: 21 yds
- COM LW ARM: 3 yds
- COM LN ARM: 2.5 yds
- COM HW ARM: 3.5 yds
- COM HN ARM: 3.25 yds

### NOTES

- When blanket wrapped freight option selected with wood legs, "dummy" legs will be installed to eliminate possibility of damage during transportation
- Power location when seated
- Ships knocked down
- Warranted up to 350 lbs. per seat
- This product meets the requirements set forth in ANSI/BIFMA HCF 8.1

Code	Grade 1/ COM	Grade 2	Grade 3/ Knit Screens	Grade 4/ COL	Grade 5	Grade 6	Grade 7	Grade 8	Leather 1	Leather 2	Leather 3
SEAT	\$7,200	\$7,690	\$8,005	\$8,425	\$8,793	\$9,440	\$10,175	\$10,998	\$12,791	\$13,588	\$15,985
BACK	\$5,100	\$5,688	\$6,066	\$6,570	\$7,011	\$7,788	\$8,670	\$9,657	\$11,810	\$12,765	\$15,642
LOW WIDE ARM*	\$348	\$390	\$417	\$453	\$485	\$540	\$603	\$674	\$827	\$896	\$1,101
LOW NARROW ARM*	\$288	\$323	\$346	\$376	\$402	\$448	\$501	\$559	\$687	\$744	\$916
HIGH WIDE ARM*	\$438	\$487	\$519	\$561	\$597	\$662	\$736	\$818	\$997	\$1,077	\$1,317
HIGH NARROW ARM*	\$365	\$414	\$446	\$488	\$524	\$589	\$663	\$745	\$924	\$1,004	\$1,244
LOW DOUBLE WIDE	\$200	\$368	\$476	\$620	\$746	\$968	\$1,220	\$1,502	\$2,117	\$2,390	\$3,212
PARTIAL SCREEN	\$1,536	\$1,858	\$2,065	\$2,341	\$2,583	\$3,008	\$3,491	\$4,032	\$5,210	\$5,734	\$7,309
FULL SCREEN	\$2,624	\$3,212	\$3,590	\$4,094	\$4,535	\$5,312	\$6,194	\$7,181	\$9,334	\$10,289	\$13,166
SURROUND SCREEN	\$3,072	\$3,772	\$4,222	\$4,822	\$5,347	\$6,272	\$7,322	\$8,497	\$11,060	\$12,197	\$15,622

SERIES	E3	Exchange U-Shape	\$
<b>BACK STYLE</b>	0	Midback	VAR
	X	No Back   Bench	VAR
<b>LEG</b>	44	4 x 4	-
<b>END OPTION</b> (from seated position)	<b>LNA</b>	No Arm	-
	<b>LLK</b>	Linking End	VAR
	<b>LLW</b>	Low Wide	VAR
	<b>LLN</b>	Low Narrow	VAR
	<b>LHW</b>	High Wide	VAR
	<b>LHN</b>	High Narrow	VAR
	<b>LPT</b>	12" Platform (price includes laminate)	\$875
<b>ARM SURFACE</b> (available with low wide arm and 12" platform only) (list price for single low wide arm only)	<b>BK</b>	Black	\$325
	<b>WH</b>	White	\$325
	<b>FO</b>	Fog	\$325
	<b>MS</b>	Mist	\$325
	<b>CL</b>	Clay	\$325
	<b>NT</b>	Natural	\$325
	<b>TA</b>	Taupe	\$325
<b>LEG POSITION</b>	<b>US</b>	Under Seat [Ottoman + Narrow Arms Only]	-
	<b>UA</b>	Under Arm [not available for Ottoman]	-
<b>LEG TYPE</b>	<b>SL</b>	Standard Leg	-
	<b>RL</b>	Rectangle Leg	\$55
	<b>WL</b>	Wire Leg [Chrome Only   for painted contact Sales Support] [Available Spring 2020]	\$995
	<b>LO</b>	Wood Leg [Light Oak]	\$195
	<b>MO</b>	Wood Leg [Medium Oak]	\$195
	<b>DO</b>	Wood Leg [Dark Oak]	\$195
<b>PAINT FINISH</b>	<b>MON</b>	Matte Onyx	-
	<b>MSK</b>	Matte Smoke	-
	<b>PON</b>	Onyx	-
	<b>PSK</b>	Smoke	-
	<b>PHZ</b>	Haze	-
	<b>PDU</b>	Dune	-
	<b>PCT</b>	Cotton	-
	<b>PCV</b>	Cove	-
<b>POWER FINISH + LOCATION</b> Code: Combine Color + Side i.e. CR = Cloud Single Right Arm	<b>O</b>	Matte Onyx	-
	<b>C</b>	Matte Cloud	-
	<b>S</b>	Matte Smoke	-
<b>LOCATION (from seated position)</b>	<b>L</b>	Power USB Single Left Arm	\$250
	<b>R</b>	Power USB Single Right Arm	\$250
	<b>D</b>	Power USB Double [Both Arms]	\$500
<b>SCREEN TYPE</b>	<b>PS</b>	Partial Screen	VAR
	<b>FS</b>	Full Screen (available with marching ARMS only)	VAR
	<b>SS</b>	Surround Screen (available with marching ARMS only)	VAR
<b>KNIT SCREEN</b> (Select type then colour: Use grade 3 screen price)	<b>FR</b>	Frost	VAR
	<b>JA</b>	Java	VAR
	<b>KH</b>	Khaki	VAR
	<b>BK</b>	Black	VAR
	<b>GR</b>	Graphite	VAR
<b>FREIGHT OPTIONS</b>	<b>BW</b>	Blanket Wrapped Fully Assembled (25 seat min.)	\$700
	<b>PA</b>	Partially Assembled	\$700
<b>FREIGHT REQUIREMENTS</b>	<b>AS</b>	Allseating Standard	-
	<b>GD</b>	Guaranteed Delivery Date and Time [Call for quote]	VAR
	<b>FQ</b>	Special Freight Instructions (Call for Quote)	VAR

### TO ORDER SIMPLY FILL IN THE BLANKS

E3 -   - 44 - L - R -   -   -   -   -   -   -   -   -   -   -   -   -   -   -  

SERIES    BACK STYLE    LEG    END OPTION    END OPTION    ARM SURFACE    LEG POSITION    LEG TYPE    PAINT FINISH    POWER FINISH+LOCATION    SCREEN TYPE    KNIT SCREEN    FREIGHT OPTION    FREIGHT REQUIREMENTS    FABRIC CODE  
Please refer to allseating.com for fabric codes.



INFO  
ASTUTE  
AYLES  
CHIROPOM  
DOVE  
ENTAIL  
EXCHANGE  
FLUID  
FOSTER  
HAUSA  
INERTIA  
JIF  
LI  
LEVO  
M.O.  
MULTI  
PILLOWS  
PRESTO  
RAINBOW  
RAY  
REQUISITE  
THERAPOD  
TUCK  
YOU  
ZIP



# EXCHANGE® PARTIAL CREDENZA LEFT 2-SEATER

DESIGN | NICK GILLISSIE  
NOT ON GSA CONTRACT

**BASE PRICE | \$6,209**  
**E1012-LCWH-RNA**

\*ARM PRICES LISTED AS SINGLE ARM ONLY  
\*\* MINIMUM SCREEN REQUIRED

Code	Grade 1/ COM	Grade 2	Grade 3/ Knit Screens	Grade 4/ COL	Grade 5	Grade 6	Grade 7	Grade 8	Leather 1	Leather 2	Leather 3
SEAT	\$1,450	\$1,548	\$1,611	\$1,695	\$1,769	\$1,898	\$2,045	\$2,210	\$2,568	\$2,728	\$3,207
BACK	\$850	\$948	\$1,011	\$1,095	\$1,169	\$1,298	\$1,445	\$1,610	\$1,968	\$2,128	\$2,607
LOW WIDE ARM*	\$348	\$390	\$417	\$453	\$485	\$540	\$603	\$674	\$827	\$896	\$1,101
HIGH WIDE ARM*	\$438	\$487	\$519	\$561	\$597	\$662	\$736	\$818	\$997	\$1,077	\$1,317
HIGH PARTIAL SCREEN**	\$914	\$1,103	\$1,225	\$1,387	\$1,528	\$1,778	\$2,062	\$2,379	\$3,071	\$3,378	\$4,303
HIGH FULL SCREEN	\$1,010	\$1,213	\$1,344	\$1,518	\$1,670	\$1,938	\$2,243	\$2,583	\$3,326	\$3,656	\$4,650
HIGH SURROUND SCREEN	\$1,259	\$1,518	\$1,685	\$1,907	\$2,101	\$2,443	\$2,832	\$3,266	\$4,214	\$4,635	\$5,903

SERIES	E1	EXCHANGE FULL CREDENZA	CODE	CODE	\$		
BACK STYLE	0	Midback			VAR		
LEG	12	Two-Seater			-		
LEFT END [SEATED]	LCWH	Partial Credenza Left   White			-		
RIGHT END [SEATED]	RNA	No Arm	RLK	Linking End	-		
	RLW	Low Wide	RHW	High Wide	VAR		
	RPT	12" Platform			\$875		
ARM SURFACE [available with low wide arm and 12" platform only] [list price for single low wide arm only]	WH	White	CL	Clay	WW	Washed Wood	\$325
	NT	Natural	TA	Taupe	WL	Light Wood	\$325
	FO	Fog	EA	Earth	WM	Medium Wood	\$325
	MSK	Mist	BK	Black	WS	Slate Wood	\$325
LEG TYPE	SL	Standard Leg					-
	RL	Rectangle Leg					\$55
	LO	Wood Leg [Light Oak]	MO	Wood Leg [Medium Oak]	DO	Wood Leg [Dark Oak]	\$135
	MON	Matte Onyx	PCT	Cotton	PCU	Currant	-
PAINT FINISH [will reflect all painted components]	MSK	Matte Smoke	PCV	Cove	PAU	Autumn	-
	PON	Onyx	PSA	Sage	PMI	Midnight	-
	PSK	Smoke	PCO	Carob	PCR	Crimson	-
	PHZ	Haze	PPC	Pacific			-
	PDU	Dune	PMA	Maize			-
	TV	TV Mounting Bracket					\$765
	WB	White Board and Mounting Bracket					\$1,850
AC	Acoustic Screens					\$1,175	
POWER FINISH	O	Matte Onyx	C	Matte Cloud	S	Matte Smoke	-
POWER LOCATION	L	Power USB Single Left End Credenza					-
	R	Power USB Single Right End					\$250
Code: Combine color + side Example CR = Cloud Single Right Arm FOR DUAL POWER SPECIFY LEFT AND RIGHT ARM							
SCREEN	HP	High Partial Screen - Required Minimum Screen	HS	High Surround Screen [available with RLW and RHW only]			VAR
FREIGHT OPTIONS	HF	High Full Screen [available with RLW and RHW only]					VAR
	BW	Blanket Wrapped Fully Assembled [25 seat min]					\$210
	PA	Partially Assembled					\$210
FREIGHT REQUIREMENTS	AS	Allseating Standard					-
	GD	Special Freight Instructions**					VAR
	FQ	Guaranteed Delivery**					VAR

\* Not available with No Arms, Linking Ends, or 12" Platform

\*\* Call for Quote

\*\*\* Price includes laminate

## TO ORDER SIMPLY FILL IN THE BLANKS

E1	-	0	-	12	-	LCWH	-		-		-		-		-		-									
SERIES		BACK STYLE		LEG		LEG POSITION		LEFT END		RIGHT END		ARM SURFACE		PAINT FINISH		OPTIONS		POWER FINISH+LOCATION		SCREENS		FREIGHT OPTION		FREIGHT REQUIREMENTS		FABRIC CODE

Please refer to allseating.com for fabric codes.



INFO  
ASTUTE  
AYLES  
CHIROPOM  
DOVE  
ENTAIL  
EXCHANGE  
FLUID  
FOSTER  
HALSA  
INERTIA  
JIF  
LI  
LEVO  
M.O.  
MULTI  
PILLOWS  
PRESTO  
RAINBOW  
RAY  
REQUISITE  
THERAPOD  
TUCK  
YOU  
ZIP



# EXCHANGE® PARTIAL CREDENZA RIGHT 2-SEATER

DESIGN | NICK GILLISSIE  
NOT ON GSA CONTRACT

**BASE PRICE | \$6,209**  
**E1012-LNA-RCWH**

\*ARM PRICES LISTED AS SINGLE ARM ONLY  
\*\* MINIMUM SCREEN REQUIRED

Code	Grade 1/ COM	Grade 2	Grade 3/ Knit Screens	Grade 4/ COL	Grade 5	Grade 6	Grade 7	Grade 8	Leather 1	Leather 2	Leather 3
SEAT	\$1,450	\$1,548	\$1,611	\$1,695	\$1,769	\$1,898	\$2,045	\$2,210	\$2,568	\$2,728	\$3,207
BACK	\$850	\$948	\$1,011	\$1,095	\$1,169	\$1,298	\$1,445	\$1,610	\$1,968	\$2,128	\$2,607
LOW WIDE ARM*	\$348	\$390	\$417	\$453	\$485	\$540	\$603	\$674	\$827	\$896	\$1,101
HIGH WIDE ARM*	\$438	\$487	\$519	\$561	\$597	\$662	\$736	\$818	\$997	\$1,077	\$1,317
HIGH PARTIAL SCREEN**	\$914	\$1,103	\$1,225	\$1,387	\$1,528	\$1,778	\$2,062	\$2,379	\$3,071	\$3,378	\$4,303
HIGH FULL SCREEN	\$1,010	\$1,213	\$1,344	\$1,518	\$1,670	\$1,938	\$2,243	\$2,583	\$3,326	\$3,656	\$4,650
HIGH SURROUND SCREEN	\$1,259	\$1,518	\$1,685	\$1,907	\$2,101	\$2,443	\$2,832	\$3,266	\$4,214	\$4,635	\$5,903

SERIES	E1	EXCHANGE FULL CREDENZA	CODE	CODE	\$		
BACK STYLE	0	Midback			VAR		
LEG	12	Two-Seater			-		
LEFT END [SEATED]	LNA	Partial Credenza Left   White	LLK		-		
	LLW	Low Wide	LHW	High Wide	VAR		
	LPT	12" Platform [price includes laminate]			\$875		
RIGHT END [SEATED]	RCWH	Partial Credenza Right   White			-		
ARM SURFACE	WH	White	CL	Clay	WW	Washed Wood	\$325
[available with low wide arm and 12" platform only]	NT	Natural	TA	Taupe	WL	Light Wood	\$325
[list price for single low wide arm only]	FO	Fog	EA	Earth	WM	Medium Wood	\$325
	MSK	Mist	BK	Black	WS	Slate Wood	\$325
					WD	Dark Wood	\$325
LEG TYPE	SL	Standard Leg			-		
	RL	Rectangle Leg			\$55		
	LO	Wood Leg [Light Oak]	MO	Wood Leg [Medium Oak]	DO	Wood Leg [Dark Oak]	\$135
PAINT FINISH	MON	Matte Onyx	PCT	Cotton	PCU	Currant	-
[will reflect all painted components]	MSK	Matte Smoke	PCV	Cove	PAU	Autumn	-
	PON	Onyx	PSA	Sage	PMI	Midnight	-
	PSK	Smoke	PCO	Carob	PCR	Crimson	-
	PHZ	Haze	PPC	Pacific			-
	PDU	Dune	PMA	Maize			-
OPTIONS	TV	TV Mounting Bracket			\$765		
	WB	White Board and Mounting Bracket			\$1,850		
	AC	Acoustic Screens			\$1,175		
POWER FINISH	O	Matte Onyx	C	Matte Cloud	S	Matte Smoke	-
POWER LOCATION	L	Power USB Single Left Arm			\$250		
	R	Power USB Single Right End Credenza			-		
Code: Combine color + side Example CR = Cloud Single Right Arm FOR DUAL POWER SPECIFY LEFT AND RIGHT ARM							
SCREEN	HP	High Partial Screen - Required Minimum Screen			VAR		
	HF	High Full Screen [available with RLW and RHW only]	HS	High Surround Screen [available with RLW and RHW only]	VAR		
FREIGHT OPTIONS	BW	Blanket Wrapped Fully Assembled [25 seat min]			\$210		
	PA	Partially Assembled			\$210		
FREIGHT REQUIREMENTS	AS	Allseating Standard			-		
	GD	Special Freight Instructions**			VAR		
	FQ	Guaranteed Delivery**			VAR		

\* Not available with No Arms, Linking Ends, or 12" Platform

\*\* Call for Quote

\*\*\* Price includes laminate

## TO ORDER SIMPLY FILL IN THE BLANKS

E1	0	12			RCWH								
SERIES	BACK STYLE	LEG	LEG POSITION	LEFT END	RIGHT END	ARM SURFACE	PAINT FINISH	OPTIONS	POWER FINISH+LOCATION	SCREENS	FREIGHT OPTION	FREIGHT REQUIREMENTS	FABRIC CODE <small>Please refer to allseating.com for fabric codes.</small>



INFO  
ASTUTE  
AYLES  
CHIROPOM  
DOVE  
ENTAIL  
EXCHANGE  
FLUID  
FOSTER  
HALSA  
INERTIA  
JIF  
LI  
LEVO  
M.O.  
MULTI  
PILLOWS  
PRESTO  
RAINBOW  
RAY  
REQUISITE  
THERAPOD  
TUCK  
YOU  
ZIP

# EXCHANGE® PARTIAL CREDENZA LEFT 3-SEATER

DESIGN | NICK GILLISSIE  
NOT ON GSA CONTRACT



**BASE PRICE | \$7,647**  
**E1013-LCWH-RNA**

\*ARM PRICES LISTED AS SINGLE ARM ONLY  
\*\* MINIMUM SCREEN REQUIRED

Code	Grade 1/ COM	Grade 2	Grade 3/ Knit Screens	Grade 4/ COL	Grade 5	Grade 6	Grade 7	Grade 8	Leather 1	Leather 2	Leather 3
SEAT	\$2,175	\$2,322	\$2,417	\$2,543	\$2,653	\$2,847	\$3,068	\$3,314	\$3,852	\$4,091	\$4,811
BACK	\$1,275	\$1,422	\$1,517	\$1,643	\$1,753	\$1,947	\$2,168	\$2,414	\$2,952	\$3,191	\$3,911
LOW WIDE ARM*	\$348	\$390	\$417	\$453	\$485	\$540	\$603	\$674	\$827	\$896	\$1,101
HIGH WIDE ARM*	\$438	\$487	\$519	\$561	\$597	\$662	\$736	\$818	\$997	\$1,077	\$1,317
HIGH PARTIAL SCREEN**	\$1,202	\$1,440	\$1,593	\$1,797	\$1,976	\$2,290	\$2,647	\$3,047	\$3,918	\$4,305	\$5,469
HIGH FULL SCREEN	\$1,394	\$1,674	\$1,854	\$2,094	\$2,304	\$2,674	\$3,094	\$3,564	\$4,589	\$5,044	\$6,414
HIGH SURROUND SCREEN	\$1,643	\$1,979	\$2,195	\$2,483	\$2,735	\$3,179	\$3,683	\$4,247	\$5,477	\$6,023	\$7,667

SERIES	E1	EXCHANGE FULL CREDENZA	CODE		CODE		\$
BACK STYLE	0	Midback					VAR
LEG	13	Three-Seater					-
LEFT END [SEATED]	LCWH	Partial Credenza Left   White					-
RIGHT END [SEATED]	RNA	No Arm	RLK	Linking End			-
	RLW	Low Wide	RHW	High Wide			VAR
	RPT	12" Platform [price includes laminate]					\$875
ARM SURFACE [available with low wide arm and 12" platform only] [list price for single low wide arm only]	WH	White	CL	Clay	WW	Washed Wood	\$325
	NT	Natural	TA	Taupe	WL	Light Wood	\$325
	FO	Fog	EA	Earth	WM	Medium Wood	\$325
	MSK	Mist	BK	Black	WS	Slate Wood	\$325
					WD	Dark Wood	\$325
LEG TYPE	SL	Standard Leg					-
	RL	Rectangle Leg					\$55
	LO	Wood Leg [Light Oak]	MO	Wood Leg [Medium Oak]	DO	Wood Leg [Dark Oak]	\$135
PAINT FINISH [will reflect all painted components]	MON	Matte Onyx	PCT	Cotton	PCU	Currant	-
	MSK	Matte Smoke	PCV	Cove	PAU	Autumn	-
	PON	Onyx	PSA	Sage	PMI	Midnight	-
	PSK	Smoke	PCO	Carob	PCR	Crimson	-
	PHZ	Haze	PPC	Pacific			-
	PDU	Dune	PMA	Maize			-
OPTIONS	TV	TV Mounting Bracket					\$765
	WB	White Board and Mounting Bracket					\$1,850
	AC	Acoustic Screens					\$1,480
POWER FINISH	O	Matte Onyx	C	Matte Cloud	S	Matte Smoke	-
POWER LOCATION	L	Power USB Single Left End Credenza					
	R	Power USB Single Right Arm					\$250
Code: Combine color + side Example CR = Cloud Single Right Arm FOR DUAL POWER SPECIFY LEFT AND RIGHT ARM							
SCREEN	HP	High Partial Screen - Required Minimum Screen					VAR
	HF	High Full Screen [available with RLW and RHW only]	HS	High Surround Screen [available with RLW and RHW only]			VAR
FREIGHT OPTIONS	BW	Blanket Wrapped Fully Assembled [25 seat min]					\$280
	PA	Partially Assembled					\$280
FREIGHT REQUIREMENTS	AS	Allseating Standard					-
	GD	Special Freight Instructions**					VAR
	FQ	Guaranteed Delivery**					VAR

\* Not available with No Arms, Linking Ends, or 12" Platform

\*\* Call for Quote

\*\*\* Price includes laminate

## TO ORDER SIMPLY FILL IN THE BLANKS

E1	0	13		LCWH									
SERIES	BACK STYLE	LEG	LEG POSITION	LEFT END	RIGHT END	ARM SURFACE	PAINT FINISH	OPTIONS	POWER FINISH+LOCATION	SCREENS	FREIGHT OPTION	FREIGHT REQUIREMENTS	FABRIC CODE Please refer to allseating.com for fabric codes.



INFO  
ASTUTE  
AYLES  
CHIROPFORM  
DOVE  
ENTAIL  
EXCHANGE  
FLUID  
FOSTER  
HALSA  
INERTIA  
JIF  
LI  
LEVO  
M.O.  
MULTI  
PILLOWS  
PRESTO  
RAINBOW  
RAY  
REQUISITE  
THERAPOD  
TUCK  
YOU  
ZIP

# EXCHANGE® PARTIAL CREDENZA RIGHT 3-SEATER

DESIGN | NICK GILLISSIE  
NOT ON GSA CONTRACT



**BASE PRICE | \$7,647**  
**E1013-LNA-RCWH**

\*ARM PRICES LISTED AS SINGLE ARM ONLY  
\*\* MINIMUM SCREEN REQUIRED

Code	Grade 1/ COM	Grade 2	Grade 3/ Knit Screens	Grade 4/ COL	Grade 5	Grade 6	Grade 7	Grade 8	Leather 1	Leather 2	Leather 3
SEAT	\$2,175	\$2,322	\$2,417	\$2,543	\$2,653	\$2,847	\$3,068	\$3,314	\$3,852	\$4,091	\$4,811
BACK	\$1,275	\$1,422	\$1,517	\$1,643	\$1,753	\$1,947	\$2,168	\$2,414	\$2,952	\$3,191	\$3,911
LOW WIDE ARM*	\$348	\$390	\$417	\$453	\$485	\$540	\$603	\$674	\$827	\$896	\$1,101
HIGH WIDE ARM*	\$438	\$487	\$519	\$561	\$597	\$662	\$736	\$818	\$997	\$1,077	\$1,317
HIGH PARTIAL SCREEN**	\$1,202	\$1,440	\$1,593	\$1,976	\$1,976	\$2,290	\$2,647	\$3,047	\$3,918	\$4,305	\$5,469
HIGH FULL SCREEN***	\$1,394	\$1,674	\$1,854	\$2,304	\$2,304	\$2,674	\$3,094	\$3,564	\$4,589	\$5,044	\$6,414
SURROUND SCREEN***	\$1,643	\$1,979	\$2,195	\$2,735	\$2,735	\$3,179	\$3,683	\$4,247	\$5,477	\$6,023	\$7,667

SERIES	E1	EXCHANGE FULL CREDENZA	CODE		CODE		\$
BACK STYLE	0	Midback					VAR
LEG	13	Three-Seater					-
LEFT END [SEATED]	LNA	No Arm	LLK	Linking Arm			-
	LLW	Low Wide	LHW	High Wide			VAR
	LPT	12" Platform [price includes laminate]					\$875
RIGHT END [SEATED]	RCWH	Partial Credenza Right   White					\$2,995
ARM SURFACE	WH	White	CL	Clay	WW	Washed Wood	\$325
[available with low wide arm and 12" platform only]	NT	Natural	TA	Taupe	WL	Light Wood	\$325
[list price for single low wide arm only]	FO	Fog	EA	Earth	WM	Medium Wood	\$325
	MSK	Mist	BK	Black	WS	Slate Wood	\$325
					WD	Dark Wood	\$325
LEG TYPE	SL	Standard Leg					-
	RL	Rectangle Leg					\$55
	LO	Wood Leg [Light Oak]	MO	Wood Leg [Medium Oak]	DO	Wood Leg [Dark Oak]	\$135
PAINT FINISH	MON	Matte Onyx	PCT	Cotton	PCU	Currant	-
[will reflect all painted components]	MSK	Matte Smoke	PCV	Cove	PAU	Autumn	-
	PON	Onyx	PSA	Sage	PMI	Midnight	-
	PSK	Smoke	PCO	Carob	PCR	Crimson	-
	PHZ	Haze	PPC	Pacific			-
	PDU	Dune	PMA	Maize			-
OPTIONS	TV	TV Mounting Bracket					\$765
	WB	White Board and Mounting Bracket					\$1,850
	AC	Acoustic Screens					\$1,480
POWER FINISH	O	Matte Onyx	C	Matte Cloud	S	Matte Smoke	-
POWER LOCATION	L	Power USB Single Left End					\$250
	R	Power USB Single Right End Credenza					-
Code: Combine color + side Example CR = Cloud Single Right Arm FOR DUAL POWER SPECIFY LEFT AND RIGHT ARM							
SCREEN	HP	High Partial Screen - Required Minimum Screen					VAR
	HF	High Full Screen [available with RLW and RHW only]	HS	High Surround Screen [available with RLW and RHW only]			VAR
FREIGHT OPTIONS	BW	Blanket Wrapped Fully Assembled [25 seat min]					\$280
	PA	Partially Assembled					\$280
FREIGHT REQUIREMENTS	AS	Allseating Standard					-
	GD	Special Freight Instructions**					VAR
	FQ	Guaranteed Delivery**					VAR

\* Not available with No Arms, Linking Ends, or 12" Platform

\*\* Call for Quote

\*\*\* Price includes laminate

## TO ORDER SIMPLY FILL IN THE BLANKS

E1	-	0	-	13	-		-		-	RCWH	-		-		-		-		-		-		-		
SERIES		BACK STYLE		LEG		LEG POSITION		LEFT END		RIGHT END		ARM SURFACE		PAINT FINISH		OPTIONS		POWER FINISH+LOCATION		SCREENS		FREIGHT OPTION		FREIGHT REQUIREMENTS	

Please refer to allseating.com for fabric codes.



INFO  
ASTUTE  
AYLES  
CHIROPOM  
DOVE  
ENTAIL  
EXCHANGE  
FLUID  
FOSTER  
HALSA  
INERTIA  
JIF  
LI  
LEVO  
M.O.  
MULTI  
PILLOWS  
PRESTO  
RAINBOW  
RAY  
REQUISITE  
THERAPOD  
TUCK  
YOU  
ZIP



# EXCHANGE® PARTIAL CREDENZA LEFT L-3x3

DESIGN | NICK GILLISSIE  
NOT ON GSA CONTRACT

**BASE PRICE | \$10,008**  
**E2033-LCWH-RNA**

\*ARM PRICES LISTED AS SINGLE ARM ONLY  
\*\* MINIMUM SCREEN REQUIRED

Code	Grade 1/ COM	Grade 2	Grade 3/ Knit Screens	Grade 4/ COL	Grade 5	Grade 6	Grade 7	Grade 8	Leather 1	Leather 2	Leather 3
SEAT	\$3,600	\$3,845	\$4,003	\$4,213	\$4,396	\$4,720	\$5,088	\$5,499	\$6,396	\$6,794	\$7,993
BACK	\$2,550	\$2,844	\$3,033	\$3,285	\$3,506	\$3,894	\$4,335	\$4,829	\$5,905	\$6,383	\$7,821
LOW WIDE ARM*	\$348	\$390	\$417	\$453	\$485	\$540	\$603	\$674	\$827	\$896	\$1,101
HIGH WIDE ARM*	\$438	\$487	\$519	\$561	\$597	\$662	\$736	\$818	\$997	\$1,077	\$1,317
HIGH PARTIAL SCREEN**	\$2,013	\$2,426	\$2,692	\$3,046	\$3,355	\$3,901	\$4,521	\$5,214	\$6,726	\$7,397	\$9,418
HIGH FULL SCREEN***	\$2,109	\$2,536	\$2,811	\$3,177	\$3,497	\$4,061	\$4,702	\$5,418	\$6,981	\$7,675	\$9,765
SURROUND SCREEN***	\$2,333	\$2,816	\$3,127	\$3,541	\$3,903	\$4,541	\$5,266	\$6,076	\$7,844	\$8,629	\$10,993

SERIES	E2	EXCHANGE FULL CREDENZA	CODE	CODE	\$		
BACK STYLE	0	Midback			VAR		
LEG	33	3 x 3			-		
LEFT END [SEATED]	LCWH	Partial Credenza Left   White			\$2,995		
RIGHT END [SEATED]	RNA	No Arm	RLK	Linking Arm	-		
	RLW	Low Wide	RHW	High Wide	VAR		
	RPT	12" Platform [price includes laminate]			\$875		
ARM SURFACE [available with low wide arm and 12" platform only] [list price for single low wide arm only]	WH	White	CL	Clay	WW	Washed Wood	\$325
	NT	Natural	TA	Taupe	WL	Light Wood	\$325
	FO	Fog	EA	Earth	WM	Medium Wood	\$325
	MSK	Mist	BK	Black	WS	Slate Wood	\$325
LEG TYPE	SL	Standard Leg			WD	Dark Wood	\$325
	RL	Rectangle Leg					-
	LO	Wood Leg [Light Oak]	MO	Wood Leg [Medium Oak]	DO	Wood Leg [Dark Oak]	\$155
	MON	Matte Onyx	PCT	Cotton	PCU	Currant	-
PAINT FINISH [will reflect all painted components]	MSK	Matte Smoke	PCV	Cove	PAU	Autumn	-
	PON	Onyx	PSA	Sage	PMI	Midnight	-
	PSK	Smoke	PCO	Carob	PCR	Crimson	-
	PHZ	Haze	PPC	Pacific			-
	PDU	Dune	PMA	Maize			-
	TV	TV Mounting Bracket					\$765
	WB	White Board and Mounting Bracket					\$1,850
AC	Acoustic Screens					\$1,700	
POWER FINISH	O	Matte Onyx	C	Matte Cloud	S	Matte Smoke	-
POWER LOCATION	L	Power USB Single Left End Credenza					-
	R	Power USB Single Right End					\$250
Code: Combine color + side Example CR = Cloud Single Right Arm FOR DUAL POWER SPECIFY LEFT AND RIGHT ARM							
SCREEN	HP	High Partial Screen - Required Minimum Screen					VAR
	HF	High Full Screen [available with RLW and RHW only]	HS	High Surround Screen [available with RLW and RHW only]			VAR
FREIGHT OPTIONS	BW	Blanket Wrapped Fully Assembled [25 seat min]					\$350
	PA	Partially Assembled					\$350
FREIGHT REQUIREMENTS	AS	Allseating Standard					-
	GD	Special Freight Instructions**					VAR
	FQ	Guaranteed Delivery**					VAR

\* Not available with No Arms, Linking Ends, or 12" Platform

\*\* Call for Quote

\*\*\* Price includes laminate

## TO ORDER SIMPLY FILL IN THE BLANKS

E2	-	0	-	33	-		-	LCWH	-		-		-		-		-		-								
SERIES		BACK STYLE		LEG		LEG POSITION		LEFT END		RIGHT END		ARM SURFACE		PAINT FINISH		OPTIONS		POWER FINISH+LOCATION		SCREENS		FREIGHT OPTION		FREIGHT REQUIREMENTS		FABRIC CODE	

Please refer to allseating.com for fabric codes.



INFO  
ASTUTE  
AYLES  
CHIROPAIN  
DOVE  
ENTAIL  
EXCHANGE  
FLUID  
FOSTER  
HALSA  
INERTIA  
JIF  
LI  
LEVO  
M.O.  
MULTI  
PILLOWS  
PRESTO  
RAINBOW  
RAY  
REQUISITE  
THERAPOD  
TUCK  
YOU  
ZIP



# EXCHANGE® PARTIAL CREDENZA RIGHT L-3x3

DESIGN | NICK GILLISSIE  
NOT ON GSA CONTRACT

**BASE PRICE | \$10,008**  
**E2033-LNA-RCWH**

\*ARM PRICES LISTED AS SINGLE ARM ONLY  
\*\* MINIMUM SCREEN REQUIRED

Code	Grade 1/ COM	Grade 2	Grade 3/ Knit Screens	Grade 4/ COL	Grade 5	Grade 6	Grade 7	Grade 8	Leather 1	Leather 2	Leather 3
SEAT	\$3,600	\$3,845	\$4,003	\$4,213	\$4,396	\$4,720	\$5,088	\$5,499	\$6,396	\$6,794	\$7,993
BACK	\$2,550	\$2,844	\$3,033	\$3,285	\$3,506	\$3,894	\$4,335	\$4,829	\$5,905	\$6,383	\$7,821
LOW WIDE ARM*	\$348	\$390	\$417	\$453	\$485	\$540	\$603	\$674	\$827	\$896	\$1,101
HIGH WIDE ARM*	\$438	\$487	\$519	\$561	\$597	\$662	\$736	\$818	\$997	\$1,077	\$1,317
HIGH PARTIAL SCREEN**	\$2,013	\$2,426	\$2,692	\$3,046	\$3,355	\$3,901	\$4,521	\$5,214	\$6,726	\$7,397	\$9,418
HIGH FULL SCREEN***	\$2,109	\$2,536	\$2,811	\$3,177	\$3,497	\$4,061	\$4,702	\$5,418	\$6,981	\$7,675	\$9,765
SURROUND SCREEN***	\$2,333	\$2,816	\$3,127	\$3,541	\$3,903	\$4,541	\$5,266	\$6,076	\$7,844	\$8,629	\$10,993

SERIES	E2	EXCHANGE FULL CREDENZA	CODE	CODE	\$
BACK STYLE	0	Midback			VAR
LEG	33	3 x 3			-
LEFT END [SEATED]	LNA	No Arm	LLK	Linking Arm	-
	LLW	Low Wide	LHW	High Wide	-
	LPT	12" Platform [pricing includes laminate]			\$875
RIGHT END [SEATED]	RCWH	Partial Credenza Right   White			\$2,995
ARM SURFACE	WH	White	CL	Clay	\$325
[available with low wide arm and 12" platform only]	NT	Natural	TA	Taupe	\$325
[list price for single low wide arm only]	FO	Fog	EA	Earth	\$325
	MSK	Mist	BK	Black	\$325
			WW	Washed Wood	\$325
			WL	Light Wood	\$325
			WM	Medium Wood	\$325
			WS	Slate Wood	\$325
			WD	Dark Wood	\$325
LEG TYPE	SL	Standard Leg			-
	RL	Rectangle Leg			\$65
	LO	Wood Leg [Light Oak]	MO	Wood Leg [Medium Oak]	\$155
PAINT FINISH	MON	Matte Onyx	PCT	Cotton	-
[will reflect all painted components]	MSK	Matte Smoke	PCV	Cove	-
	PON	Onyx	PSA	Sage	-
	PSK	Smoke	PCO	Carob	-
	PHZ	Haze	PPC	Pacific	-
	PDU	Dune	PMA	Maize	-
OPTIONS	TV	TV Mounting Bracket			\$765
	WB	White Board and Mounting Bracket			\$1,850
	AC	Acoustic Screens			\$1,700
POWER FINISH	O	Matte Onyx	C	Matte Cloud	-
POWER LOCATION	L	Power USB Single Left End			\$250
	R	Power USB Single Right End Credenza			-
Code: Combine color + side Example CR = Cloud Single Right Arm FOR DUAL POWER SPECIFY LEFT AND RIGHT ARM					
SCREEN	HP	High Partial Screen - Required Minimum Screen			VAR
	HF	High Full Screen [available with RLW and RHW only]	HS	High Surround Screen [available with RLW and RHW only]	VAR
FREIGHT OPTIONS	BW	Blanket Wrapped Fully Assembled [25 seat min]			\$350
	PA	Partially Assembled			\$350
FREIGHT REQUIREMENTS	AS	Allseating Standard			-
	GD	Special Freight Instructions**			VAR
	FQ	Guaranteed Delivery**			VAR

\* Not available with No Arms, Linking Ends, or 12" Platform

\*\* Call for Quote

\*\*\* Price includes laminate

## TO ORDER SIMPLY FILL IN THE BLANKS

E2	-	0	-	33	-		-		-	RCWH	-		-		-		-		-		-		-		
SERIES		BACK STYLE		LEG		LEG POSITION		LEFT END		RIGHT END		ARM SURFACE		PAINT FINISH		OPTIONS		POWER FINISH+LOCATION		SCREENS		FREIGHT OPTION		FREIGHT REQUIREMENTS	

Please refer to allseating.com for fabric codes.



INFO  
ASTUTE  
AYLES  
CHIROPAIN  
DOVE  
ENTAIL  
EXCHANGE  
FLUID  
FOSTER  
HALSA  
INERTIA  
JIF  
LI  
LEVO  
M.O.  
MULTI  
PILLOWS  
PRESTO  
RAINBOW  
RAY  
REQUISITE  
THERAPOD  
TUCK  
YOU  
ZIP





# EXCHANGE® PARTIAL CREDENZA LEFT L-3x4

DESIGN | NICK GILLISSIE  
NOT ON GSA CONTRACT

**BASE PRICE | \$12,692**  
**E2034-LCWH-RNA**

\*ARM PRICES LISTED AS SINGLE ARM ONLY  
\*\* MINIMUM SCREEN REQUIRED

Code	Grade 1/ COM	Grade 2	Grade 3/ Knit Screens	Grade 4/ COL	Grade 5	Grade 6	Grade 7	Grade 8	Leather 1	Leather 2	Leather 3
SEAT	\$4,325	\$4,619	\$4,808	\$5,060	\$5,281	\$5,669	\$6,110	\$6,604	\$7,680	\$8,158	\$9,596
BACK	\$2,975	\$3,318	\$3,539	\$3,833	\$4,090	\$4,543	\$5,058	\$5,633	\$6,889	\$7,446	\$9,125
LOW WIDE ARM*	\$348	\$390	\$417	\$453	\$485	\$540	\$603	\$674	\$827	\$896	\$1,101
HIGH WIDE ARM*	\$438	\$487	\$519	\$561	\$597	\$662	\$736	\$818	\$997	\$1,077	\$1,317
HIGH PARTIAL SCREEN**	\$2,397	\$2,887	\$3,202	\$3,622	\$3,990	\$4,637	\$5,372	\$6,195	\$7,988	\$8,785	\$11,182
HIGH FULL SCREEN***	\$2,301	\$2,770	\$3,072	\$3,474	\$3,825	\$4,445	\$5,149	\$5,936	\$7,653	\$8,415	\$10,710
SURROUND SCREEN***	\$2,525	\$3,050	\$3,388	\$3,838	\$4,231	\$4,925	\$5,713	\$6,594	\$8,516	\$9,369	\$11,938

SERIES	E2	EXCHANGE FULL CREDENZA	CODE	CODE	\$		
BACK STYLE	0	Midback			VAR		
LEG	34	3 x 4			-		
LEFT END [SEATED]	LCWH	Partial Credenza Left   White			\$2,995		
RIGHT END [SEATED]	RNA	No Arm	RLK	Linking Arm	-		
	RLW	Low Wide	RHW	High Wide	VAR		
	RPT	12" Platform [price includes laminate]			\$875		
ARM SURFACE	WH	White	CL	Clay	WW	Washed Wood	\$325
[available with low wide arm and 12" platform only]	NT	Natural	TA	Taupe	WL	Light Wood	\$325
[list price for single low wide arm only]	FO	Fog	EA	Earth	WM	Medium Wood	\$325
	MSK	Mist	BK	Black	WS	Slate Wood	\$325
					WD	Dark Wood	\$325
LEG TYPE	SL	Standard Leg			-		
	RL	Rectangle Leg			\$65		
	LO	Wood Leg [Light Oak]	MO	Wood Leg [Medium Oak]	DO	Wood Leg [Dark Oak]	\$155
PAINT FINISH	MON	Matte Onyx	PCT	Cotton	PCU	Currant	-
[will reflect all painted components]	MSK	Matte Smoke	PCV	Cove	PAU	Autumn	-
	PON	Onyx	PSA	Sage	PMI	Midnight	-
	PSK	Smoke	PCO	Carob	PCR	Crimson	-
	PHZ	Haze	PPC	Pacific			-
	PDU	Dune	PMA	Maize			-
OPTIONS	TV	TV Mounting Bracket			\$765		
	WB	White Board and Mounting Bracket			\$1,850		
	AC	Acoustic Screens			\$1,975		
POWER FINISH	O	Matte Onyx	C	Matte Cloud	S	Matte Smoke	-
POWER LOCATION	L	Power USB Single Left End Credenza			-		
	R	Power USB Single Right End			\$250		
Code: Combine color + side Example CR = Cloud Single Right Arm FOR DUAL POWER SPECIFY LEFT AND RIGHT ARM							
SCREEN	HP	High Partial Screen - Required Minimum Screen			VAR		
	HF	High Full Screen [available with RLW and RHW only]	HS	High Surround Screen [available with RLW and RHW only]	VAR		
FREIGHT OPTIONS	BW	Blanket Wrapped Fully Assembled [25 seat min]			\$490		
	PA	Partially Assembled			\$490		
FREIGHT REQUIREMENTS	AS	Allseating Standard			-		
	GD	Special Freight Instructions**			VAR		
	FQ	Guaranteed Delivery**			VAR		

\* Not available with No Arms, Linking Ends, or 12" Platform

\*\* Call for Quote

\*\*\* Price includes laminate

## TO ORDER SIMPLY FILL IN THE BLANKS

E2 - 0 - 34 - LCWH -  -  -  -  -  -  -  -  -  -

SERIES    BACK STYLE    LEG    LEG POSITION    LEFT END    RIGHT END    ARM SURFACE    PAINT FINISH    OPTIONS    POWER FINISH+LOCATION    SCREENS    FREIGHT OPTION    FREIGHT REQUIREMENTS    FABRIC CODE

Please refer to allseating.com for fabric codes.



INFO  
ASTUTE  
AYLES  
CHIROPFORM  
DOVE  
ENTAIL  
EXCHANGE  
FLUID  
FOSTER  
HALSA  
INERTIA  
JIF  
LI  
LEVO  
M.O.  
MULTI  
PILLOWS  
PRESTO  
RAINBOW  
RAY  
REQUISITE  
THERAPOD  
TUCK  
YOU  
ZIP

# EXCHANGE® PARTIAL CREDENZA RIGHT L-4x3

DESIGN | NICK GILLISSIE  
NOT ON GSA CONTRACT



**BASE PRICE | \$12,692**  
**E2043-LNA-RCWH**

\*ARM PRICES LISTED AS SINGLE ARM ONLY  
\*\* MINIMUM SCREEN REQUIRED

Code	Grade 1/ COM	Grade 2	Grade 3/ Knit Screens	Grade 4/ COL	Grade 5	Grade 6	Grade 7	Grade 8	Leather 1	Leather 2	Leather 3
SEAT	\$4,325	\$4,619	\$4,808	\$5,060	\$5,281	\$5,669	\$6,110	\$6,604	\$7,680	\$8,158	\$9,596
BACK	\$2,975	\$3,318	\$3,539	\$3,833	\$4,090	\$4,543	\$5,058	\$5,633	\$6,889	\$7,446	\$9,125
LOW WIDE ARM*	\$348	\$390	\$417	\$453	\$485	\$540	\$603	\$674	\$827	\$896	\$1,101
HIGH WIDE ARM*	\$438	\$487	\$519	\$561	\$597	\$662	\$736	\$818	\$997	\$1,077	\$1,317
HIGH PARTIAL SCREEN**	\$2,397	\$2,887	\$3,202	\$3,622	\$3,990	\$4,637	\$5,372	\$6,195	\$7,988	\$8,785	\$11,182
HIGH FULL SCREEN***	\$2,301	\$2,770	\$3,072	\$3,474	\$3,825	\$4,445	\$5,149	\$5,936	\$7,653	\$8,415	\$10,710
SURROUND SCREEN***	\$2,525	\$3,050	\$3,388	\$3,838	\$4,231	\$4,925	\$5,713	\$6,594	\$8,516	\$9,369	\$11,938

SERIES	E2	EXCHANGE FULL CREDENZA	CODE		CODE		\$
BACK STYLE	0	Midback					VAR
LEG	43	4 x 3					-
LEFT END [SEATED]	LNA	No Arm	LLK	Linking Arm			-
	LLW	Low Wide	LHW	High Wide			-
	LPT	12" Platform [pricing includes laminate]					\$875
RIGHT END [SEATED]	RCWH	Partial Credenza Right   White					\$2,995
ARM SURFACE	WH	White	CL	Clay	WW	Washed Wood	\$325
[available with low wide arm and 12" platform only]	NT	Natural	TA	Taupe	WL	Light Wood	\$325
[list price for single low wide arm only]	FO	Fog	EA	Earth	WM	Medium Wood	\$325
	MSK	Mist	BK	Black	WS	Slate Wood	\$325
					WD	Dark Wood	\$325
LEG TYPE	SL	Standard Leg					-
	RL	Rectangle Leg					\$65
	LO	Wood Leg [Light Oak]	MO	Wood Leg [Medium Oak]	DO	Wood Leg [Dark Oak]	\$155
PAINT FINISH	MON	Matte Onyx	PCT	Cotton	PCU	Currant	-
[will reflect all painted components]	MSK	Matte Smoke	PCV	Cove	PAU	Autumn	-
	PON	Onyx	PSA	Sage	PMI	Midnight	-
	PSK	Smoke	PCO	Carob	PCR	Crimson	-
	PHZ	Haze	PPC	Pacific			-
	PDU	Dune	PMA	Maize			-
OPTIONS	TV	TV Mounting Bracket					\$765
	WB	White Board and Mounting Bracket					\$1,850
	AC	Acoustic Screens					\$1,975
POWER FINISH	O	Matte Onyx	C	Matte Cloud	S	Matte Smoke	-
POWER LOCATION	L	Power USB Single Left End					\$250
	R	Power USB Single Right End Credenza					-
Code: Combine color + side Example CR = Cloud Single Right Arm FOR DUAL POWER SPECIFY LEFT AND RIGHT ARM							
SCREEN	HP	High Partial Screen - Required Minimum Screen					VAR
	HF	High Full Screen [available with RLW and RHW only]	HS	High Surround Screen [available with RLW and RHW only]			VAR
FREIGHT OPTIONS	BW	Blanket Wrapped Fully Assembled [25 seat min]					\$490
	PA	Partially Assembled					\$490
FREIGHT REQUIREMENTS	AS	Allseating Standard					-
	GD	Special Freight Instructions**					VAR
	FQ	Guaranteed Delivery**					VAR

\* Not available with No Arms, Linking Ends, or 12" Platform

\*\* Call for Quote

\*\*\* Price includes laminate

## TO ORDER SIMPLY FILL IN THE BLANKS

E2	-	0	-	43	-		-		-	RCWH	-		-		-		-		-		-		-		
SERIES		BACK STYLE		LEG		LEG POSITION		LEFT END		RIGHT END		ARM SURFACE		PAINT FINISH		OPTIONS		POWER FINISH+LOCATION		SCREENS		FREIGHT OPTION		FREIGHT REQUIREMENTS	

FABRIC CODE  
Please refer to allseating.com for fabric codes.



INFO  
ASTUTE  
AYLES  
CHIROPY  
DOVE  
ENTAIL  
EXCHANGE  
FLUID  
FOSTER  
HALSA  
INERTIA  
JIF  
LI  
LEVO  
M.O.  
MULTI  
PILLOWS  
PRESTO  
RAINBOW  
RAY  
REQUISITE  
THERAPOD  
TUCK  
YOU  
ZIP

# EXCHANGE® PARTIAL CREDENZA LEFT L-4x4

DESIGN | NICK GILLISSIE  
NOT ON GSA CONTRACT



**BASE PRICE | \$13,842**  
**E2044-LCWH-RNA**

\*ARM PRICES LISTED AS SINGLE ARM ONLY  
\*\* MINIMUM SCREEN REQUIRED

Code	Grade 1/ COM	Grade 2	Grade 3/ Knit Screens	Grade 4/ COL	Grade 5	Grade 6	Grade 7	Grade 8	Leather 1	Leather 2	Leather 3
SEAT	\$5,050	\$5,393	\$5,614	\$5,908	\$6,165	\$6,618	\$7,133	\$7,708	\$8,964	\$9,521	\$11,200
BACK	\$3,400	\$3,792	\$4,044	\$4,380	\$4,674	\$5,192	\$5,780	\$6,438	\$7,873	\$8,510	\$10,428
LOW WIDE ARM*	\$348	\$390	\$417	\$453	\$485	\$540	\$603	\$674	\$827	\$896	\$1,101
HIGH WIDE ARM*	\$438	\$487	\$519	\$561	\$597	\$662	\$736	\$818	\$997	\$1,077	\$1,317
HIGH PARTIAL SCREEN**	\$2,397	\$2,887	\$3,202	\$3,622	\$3,990	\$4,637	\$5,372	\$6,195	\$7,988	\$8,785	\$11,182
HIGH FULL SCREEN***	\$2,493	\$3,004	\$3,333	\$3,771	\$4,154	\$4,829	\$5,596	\$6,453	\$8,324	\$9,154	\$11,655
SURROUND SCREEN***	\$2,717	\$3,284	\$3,649	\$4,135	\$4,560	\$5,309	\$6,160	\$7,111	\$9,187	\$10,108	\$12,883

SERIES	E2	EXCHANGE FULL CREDENZA	CODE	CODE	\$		
BACK STYLE	0	Midback			VAR		
LEG	44	4 x 4			-		
LEFT END [SEATED]	LCWH	Partial Credenza Left   White			\$2,995		
RIGHT END [SEATED]	RNA	No Arm	RLK	Linking Arm	-		
	RLW	Low Wide	RHW	High Wide	VAR		
	RPT	12" Platform [price includes laminate]			\$875		
ARM SURFACE [available with low wide arm and 12" platform only] [list price for single low wide arm only]	WH	White	CL	Clay	WW	Washed Wood	\$325
	NT	Natural	TA	Taupe	WL	Light Wood	\$325
	FO	Fog	EA	Earth	WM	Medium Wood	\$325
	MSK	Mist	BK	Black	WS	Slate Wood	\$325
LEG TYPE	SL	Standard Leg					-
	RL	Rectangle Leg					\$65
	LO	Wood Leg [Light Oak]	MO	Wood Leg [Medium Oak]	DO	Wood Leg [Dark Oak]	\$155
	MON	Matte Onyx	PCT	Cotton	PCU	Currant	-
PAINT FINISH [will reflect all painted components]	MSK	Matte Smoke	PCV	Cove	PAU	Autumn	-
	PON	Onyx	PSA	Sage	PMI	Midnight	-
	PSK	Smoke	PCO	Carob	PCR	Crimson	-
	PHZ	Haze	PPC	Pacific			-
	PDU	Dune	PMA	Maize			-
	TV	TV Mounting Bracket					\$765
	WB	White Board and Mounting Bracket					\$1,850
AC	Acoustic Screens					\$2,250	
POWER FINISH	O	Matte Onyx	C	Matte Cloud	S	Matte Smoke	-
POWER LOCATION	L	Power USB Single Left End					\$250
	R	Power USB Single Right End Credenza					-
	Code: Combine color + side Example CR = Cloud Single Right Arm FOR DUAL POWER SPECIFY LEFT AND RIGHT ARM						
SCREEN	HP	High Partial Screen - Required Minimum Screen					VAR
	HF	High Full Screen [available with RLW and RHW only]	HS	High Surround Screen [available with RLW and RHW only]			VAR
FREIGHT OPTIONS	BW	Blanket Wrapped Fully Assembled [25 seat min]					\$350
	PA	Partially Assembled					\$350
FREIGHT REQUIREMENTS	AS	Allseating Standard					-
	GD	Special Freight Instructions**					VAR
	FQ	Guaranteed Delivery**					VAR

\* Not available with No Arms, Linking Ends, or 12" Platform

\*\* Call for Quote

\*\*\* Price includes laminate

## TO ORDER SIMPLY FILL IN THE BLANKS

E2	-	0	-	44	-		-	LCWH	-		-		-		-		-		-								
SERIES		BACK STYLE		LEG		LEG POSITION		LEFT END		RIGHT END		ARM SURFACE		PAINT FINISH		OPTIONS		POWER FINISH+LOCATION		SCREENS		FREIGHT OPTION		FREIGHT REQUIREMENTS		FABRIC CODE	

Please refer to allseating.com for fabric codes.



INFO  
ASTUTE  
AYLES  
CHIROPOM  
DOVE  
ENTAIL  
EXCHANGE  
FLUID  
FOSTER  
HALSA  
INERTIA  
JIF  
LI  
LEVO  
M.O.  
MULTI  
PILLOWS  
PRESTO  
RAINBOW  
RAY  
REQUISITE  
THERAPOD  
TUCK  
YOU  
ZIP

# EXCHANGE® PARTIAL CREDENZA RIGHT L-4x4

DESIGN | NICK GILLISSIE  
NOT ON GSA CONTRACT



**BASE PRICE | \$13,842**  
**E2044-LNA-RCWH**

\*ARM PRICES LISTED AS SINGLE ARM ONLY  
\*\* MINIMUM SCREEN REQUIRED

Code	Grade 1/ COM	Grade 2	Grade 3/ Knit Screens	Grade 4/ COL	Grade 5	Grade 6	Grade 7	Grade 8	Leather 1	Leather 2	Leather 3
SEAT	\$5,050	\$5,393	\$5,614	\$5,908	\$6,165	\$6,618	\$7,133	\$7,708	\$8,964	\$9,521	\$11,200
BACK	\$3,400	\$3,792	\$4,044	\$4,380	\$4,674	\$5,192	\$5,780	\$6,438	\$7,873	\$8,510	\$10,428
LOW WIDE ARM*	\$348	\$390	\$417	\$453	\$485	\$540	\$603	\$674	\$827	\$896	\$1,101
HIGH WIDE ARM*	\$438	\$487	\$519	\$561	\$597	\$662	\$736	\$818	\$997	\$1,077	\$1,317
HIGH PARTIAL SCREEN**	\$2,397	\$2,887	\$3,202	\$3,622	\$3,990	\$4,637	\$5,372	\$6,195	\$7,988	\$8,785	\$11,182
HIGH FULL SCREEN***	\$2,493	\$3,004	\$3,333	\$3,771	\$4,154	\$4,829	\$5,596	\$6,453	\$8,324	\$9,154	\$11,655
SURROUND SCREEN***	\$2,717	\$3,284	\$3,649	\$4,135	\$4,560	\$5,309	\$6,160	\$7,111	\$9,187	\$10,108	\$12,883

SERIES	E2	EXCHANGE FULL CREDENZA	CODE	CODE	\$
BACK STYLE	0	Midback			VAR
LEG	44	4 x 4			-
LEFT END [SEATED]	LNA	No Arm	LLK	Linking Arm	-
	LLW	Low Wide	LHW	High Wide	-
	LPT	12" Platform [pricing includes laminate]			\$875
RIGHT END [SEATED]	RCWH	Partial Credenza Right   White			\$2,995
ARM SURFACE	WH	White	CL	Clay	\$325
[available with low wide arm and 12" platform only]	NT	Natural	TA	Taupe	\$325
[list price for single low wide arm only]	FO	Fog	EA	Earth	\$325
	MSK	Mist	BK	Black	\$325
			WW	Washed Wood	\$325
			WL	Light Wood	\$325
			WM	Medium Wood	\$325
			WS	Slate Wood	\$325
			WD	Dark Wood	\$325
LEG TYPE	SL	Standard Leg			-
	RL	Rectangle Leg			\$65
	LO	Wood Leg [Light Oak]	MO	Wood Leg [Medium Oak]	\$155
PAINT FINISH	MON	Matte Onyx	PCT	Cotton	-
[will reflect all painted components]	MSK	Matte Smoke	PCV	Cove	-
	PON	Onyx	PSA	Sage	-
	PSK	Smoke	PCO	Carob	-
	PHZ	Haze	PPC	Pacific	-
	PDU	Dune	PMA	Maize	-
OPTIONS	TV	TV Mounting Bracket			\$765
	WB	White Board and Mounting Bracket			\$1,850
	AC	Acoustic Screens			\$2,250
POWER FINISH	O	Matte Onyx	C	Matte Cloud	-
POWER LOCATION	L	Power USB Single Left End			\$250
	R	Power USB Single Right End Credenza			-
Code: Combine color + side Example CR = Cloud Single Right Arm FOR DUAL POWER SPECIFY LEFT AND RIGHT ARM					
SCREEN	HP	High Partial Screen - Required Minimum Screen			VAR
	HF	High Full Screen [available with RLW and RHW only]	HS	High Surround Screen [available with RLW and RHW only]	VAR
FREIGHT OPTIONS	BW	Blanket Wrapped Fully Assembled [25 seat min]			\$350
	PA	Partially Assembled			\$350
FREIGHT REQUIREMENTS	AS	Allseating Standard			-
	GD	Special Freight Instructions**			VAR
	FQ	Guaranteed Delivery**			VAR

\* Not available with No Arms, Linking Ends, or 12" Platform

\*\* Call for Quote

\*\*\* Price includes laminate

## TO ORDER SIMPLY FILL IN THE BLANKS

E2	-	0	-	44	-		-		-	RCWH	-		-		-		-		-		-		-		-	
SERIES		BACK STYLE		LEG		LEG POSITION		LEFT END		RIGHT END		ARM SURFACE		PAINT FINISH		OPTIONS		POWER FINISH+LOCATION		SCREENS		FREIGHT OPTION		FREIGHT REQUIREMENTS		FABRIC CODE

Please refer to allseating.com for fabric codes.



INFO  
ASTUTE  
AYLES  
CHIROPOM  
DOVE  
ENTAIL  
EXCHANGE  
FLUID  
FOSTER  
HALSA  
INERTIA  
JIF  
LI  
LEVO  
M.O.  
MULTI  
PILLOWS  
PRESTO  
RAINBOW  
RAY  
REQUISITE  
THERAPOD  
TUCK  
YOU  
ZIP



# EXCHANGE® PARTIAL CREDENZA LEFT U-2x3

DESIGN | NICK GILLISSIE  
NOT ON GSA CONTRACT

**BASE PRICE | \$14,623**  
**E3023-LCWH-RNA**

\*ARM PRICES LISTED AS SINGLE ARM ONLY  
\*\* MINIMUM SCREEN REQUIRED

Code	Grade 1/ COM	Grade 2	Grade 3/ Knit Screens	Grade 4/ COL	Grade 5	Grade 6	Grade 7	Grade 8	Leather 1	Leather 2	Leather 3
SEAT	\$5,075	\$5,418	\$5,639	\$5,933	\$6,190	\$6,643	\$7,158	\$7,733	\$8,989	\$9,546	\$11,225
BACK	\$3,825	\$4,266	\$4,550	\$4,928	\$5,258	\$5,841	\$6,503	\$7,243	\$8,857	\$9,574	\$11,732
HIGH PARTIAL SCREEN*	\$2,728	\$3,302	\$3,671	\$4,163	\$4,594	\$5,352	\$6,213	\$7,177	\$9,278	\$10,211	\$13,019

SERIES	E3	EXCHANGE FULL CREDENZA	CODE		CODE		\$
BACK STYLE	0	Midback					VAR
LEG	23	2 x 3					-
LEFT END [SEATED]	LCWH	Partial Credenza Left   White					\$2,995
RIGHT END [SEATED]	RNA	No Arm					-
LEG TYPE	SL	Standard Leg					-
	RL	Rectangle Leg					\$85
	LO	Wood Leg [Light Oak]	MO	Wood Leg [Medium Oak]	DO	Wood Leg [Dark Oak]	\$195
LEG POSITION	US	Under Seat					-
PAIN'T FINISH	MON	Matte Onyx	PCT	Cotton	PCU	Currant	-
[will reflect all painted components]	MSK	Matte Smoke	PCV	Cove	PAU	Autumn	-
	PON	Onyx	PSA	Sage	PMI	Midnight	-
	PSK	Smoke	PCO	Carob	PCR	Crimson	-
	PHZ	Haze	PPC	Pacific			-
	PDU	Dune	PMA	Maize			-
OPTIONS	TV	TV Mounting Bracket					\$765
	WB	White Board and Mounting Bracket					\$1,850
	AC	Acoustic Screens					\$1,810
POWER FINISH	O	Matte Onyx	C	Matte Cloud	S	Matte Smoke	-
POWER LOCATION	L	Power USB Single Left End Credenza					-
Code: Combine color + side							
Example CR = Cloud Single Right Arm							
FOR DUAL POWER SPECIFY LEFT AND RIGHT ARM							
SCREEN	HP	High Partial Screen - Required Minimum Screen					VAR
FREIGHT OPTIONS	BW	Blanket Wrapped Fully Assembled [25 seat min]					\$350
	PA	Partially Assembled					\$350
FREIGHT REQUIREMENTS	AS	Allseating Standard					-
	GD	Special Freight Instructions**					VAR
	FQ	Guaranteed Delivery**					VAR

\* Not available with No Arms, Linking Ends, or 12" Platform

\*\* Call for Quote

\*\*\* Price includes laminate

## TO ORDER SIMPLY FILL IN THE BLANKS

E3	-	0	-	23	-		-	LCWH	-	RNA	-	US	-		-		-	HP	-		-							
SERIES		BACK STYLE		LEG		LEG TYPE		LEFT END		RIGHT END		LEG POSITION		PAIN'T FINISH		OPTIONS		POWER FINISH+LOCATION		SCREENS		FREIGHT OPTION		FREIGHT REQUIREMENTS		FABRIC CODE		Please refer to allseating.com for fabric codes.





# EXCHANGE® PARTIAL CREDENZA RIGHT U-3x2

DESIGN | NICK GILLISSIE  
NOT ON GSA CONTRACT

**BASE PRICE | \$14,623**  
**E3032-LNA-RCWH**

\*ARM PRICES LISTED AS SINGLE ARM ONLY  
\*\* MINIMUM SCREEN REQUIRED

Code	Grade 1/ COM	Grade 2	Grade 3/ Knit Screens	Grade 4/ COL	Grade 5	Grade 6	Grade 7	Grade 8	Leather 1	Leather 2	Leather 3
SEAT	\$5,075	\$5,418	\$5,639	\$5,933	\$6,190	\$6,643	\$7,158	\$7,733	\$8,989	\$9,546	\$11,225
BACK	\$3,825	\$4,266	\$4,550	\$4,928	\$5,258	\$5,841	\$6,503	\$7,243	\$8,857	\$9,574	\$11,732
HIGH PARTIAL SCREEN*	\$2,728	\$3,302	\$3,671	\$4,163	\$4,594	\$5,352	\$6,213	\$7,177	\$9,278	\$10,211	\$13,019

SERIES	E3	EXCHANGE FULL CREDENZA	CODE		CODE		\$
BACK STYLE	0	Midback					VAR
LEG	32	3 x 2					-
LEFT END [SEATED]	LNA	No Arm					-
RIGHT END [SEATED]	RCWH	Partial Credenza Right   White					\$2,995
LEG TYPE	SL	Standard Leg					-
	RL	Rectangle Leg					\$85
	LO	Wood Leg [Light Oak]	MO	Wood Leg [Medium Oak]	DO	Wood Leg [Dark Oak]	\$195
LEG POSITION	US	Under Seat					-
	MON	Matte Onyx	PCT	Cotton	PCU	Currant	-
PAINT FINISH [will reflect all painted components]	MSK	Matte Smoke	PCV	Cove	PAU	Autumn	-
	PON	Onyx	PSA	Sage	PMI	Midnight	-
	PSK	Smoke	PCO	Carob	PCR	Crimson	-
	PHZ	Haze	PPC	Pacific			-
	PDU	Dune	PMA	Maize			-
	TV	TV Mounting Bracket					\$765
	WB	White Board and Mounting Bracket					\$1,850
AC	Acoustic Screens					\$1,810	
POWER FINISH	O	Matte Onyx	C	Matte Cloud	S	Matte Smoke	-
POWER LOCATION	R	Power USB Single Right End Credenza					-
Code: Combine color + side Example CR = Cloud Single Right Arm FOR DUAL POWER SPECIFY LEFT AND RIGHT ARM							
SCREEN	HP	High Partial Screen - Required Minimum Screen					VAR
FREIGHT OPTIONS	BW	Blanket Wrapped Fully Assembled [25 seat min]					\$350
	PA	Partially Assembled					\$350
FREIGHT REQUIREMENTS	AS	Allseating Standard					-
	GD	Special Freight Instructions**					VAR
	FQ	Guaranteed Delivery**					VAR

\* Not available with No Arms, Linking Ends, or 12" Platform

\*\* Call for Quote

\*\*\* Price includes laminate

## TO ORDER SIMPLY FILL IN THE BLANKS

E3	-	0	-	23	-		-	LNA	-	RCWH	-	US	-		-		-	HP	-		-					
SERIES		BACK STYLE		LEG		LEG TYPE		LEFT END		RIGHT END		LEG POSITION		PAINT FINISH		OPTIONS		POWER FINISH+LOCATION		SCREENS		FREIGHT OPTION		FREIGHT REQUIREMENTS		FABRIC CODE Please refer to allseating.com for fabric codes.



INFO  
ASTUTE  
AYLES  
CHIROFORM  
DUNE  
ENTAIL  
EXCHANGE  
FLUID  
FOSTER  
HALSA  
INERTIA  
JIF  
LI  
LEVO  
M.O.  
MULTI  
PILLOWS  
PRESTO  
RAINBOW  
RAY  
REQUISITE  
THERAPOD  
TUCK  
YOU  
ZIP



# EXCHANGE® PARTIAL CREDENZA RIGHT U-3x4

DESIGN | NICK GILLISSIE  
NOT ON GSA CONTRACT

**BASE PRICE | \$17,499**  
**E3034-LCWH-RNA**

\*ARM PRICES LISTED AS SINGLE ARM ONLY  
\*\* MINIMUM SCREEN REQUIRED

Code	Grade 1/ COM	Grade 2	Grade 3/ Knit Screens	Grade 4/ COL	Grade 5	Grade 6	Grade 7	Grade 8	Leather 1	Leather 2	Leather 3
SEAT	\$6,525	\$6,966	\$7,250	\$7,628	\$7,958	\$8,541	\$9,203	\$9,943	\$11,557	\$12,274	\$14,432
BACK	\$4,675	\$5,214	\$5,561	\$6,023	\$6,427	\$7,139	\$7,948	\$8,852	\$10,825	\$11,701	\$14,339
HIGH PARTIAL SCREEN*	\$3,304	\$3,990	\$4,431	\$5,019	\$5,534	\$6,440	\$7,469	\$8,621	\$11,132	\$12,247	\$15,603

SERIES	E3	EXCHANGE FULL CREDENZA	CODE		CODE		\$
BACK STYLE	0	Midback					VAR
LEG	34	3 x 4					-
LEFT END [SEATED]	LCWH	Partial Credenza Left   White					\$2,995
RIGHT END [SEATED]	RNA	No Arm					-
LEG TYPE	SL	Standard Leg					-
	RL	Rectangle Leg					\$85
	LO	Wood Leg [Light Oak]	MO	Wood Leg [Medium Oak]	DO	Wood Leg [Dark Oak]	\$195
LEG POSITION	US	Under Seat					-
PAIN'T FINISH	MON	Matte Onyx	PCT	Cotton	PCU	Currant	-
[will reflect all painted components]	MSK	Matte Smoke	PCV	Cove	PAU	Autumn	-
	PON	Onyx	PSA	Sage	PMI	Midnight	-
	PSK	Smoke	PCO	Carob	PCR	Crimson	-
	PHZ	Haze	PPC	Pacific			-
	PDU	Dune	PMA	Maize			-
OPTIONS	TV	TV Mounting Bracket					\$765
	WB	White Board and Mounting Bracket					\$1,850
	AC	Acoustic Screens					\$2,280
POWER FINISH	O	Matte Onyx	C	Matte Cloud	S	Matte Smoke	-
POWER LOCATION	L	Power USB Single Left End Credenza					-
Code: Combine color + side							
Example CR = Cloud Single Right Arm							
FOR DUAL POWER SPECIFY LEFT AND RIGHT ARM							
SCREEN	HP	High Partial Screen - Required Minimum Screen					VAR
FREIGHT OPTIONS	BW	Blanket Wrapped Fully Assembled [25 seat min]					\$350
	PA	Partially Assembled					\$350
FREIGHT REQUIREMENTS	AS	Allseating Standard					-
	GD	Special Freight Instructions**					VAR
	FQ	Guaranteed Delivery**					VAR

\* Not available with No Arms, Linking Ends, or 12" Platform

\*\* Call for Quote

\*\*\* Price includes laminate

## TO ORDER SIMPLY FILL IN THE BLANKS

E3	-	0	-	23	-		-	LCWH	-	RNA	-	US	-		-		-	HP	-		-		-			
SERIES		BACK STYLE		LEG		LEG TYPE		LEFT END		RIGHT END		LEG POSITION		PAIN'T FINISH		OPTIONS		POWER FINISH+LOCATION		SCREENS		FREIGHT OPTION		FREIGHT REQUIREMENTS		FABRIC CODE Please refer to allseating.com for fabric codes.



INFO  
ASTUTE  
AYLES  
CHIROPFORM  
DOME  
ENTAIL  
EXCHANGE  
FLUID  
FOSTER  
HALSA  
INERTIA  
JIF  
LI  
LEVO  
M.O.  
MULTI  
PILLOWS  
PRESTO  
RAINBOW  
RAY  
REQUISITE  
THERAPOD  
TUCK  
YOU  
ZIP



# EXCHANGE® PARTIAL CREDENZA RIGHT U-4x3

DESIGN | NICK GILLISSIE  
NOT ON GSA CONTRACT

**BASE PRICE | \$17,499**  
**E3043-LNA-RCWH**

\*ARM PRICES LISTED AS SINGLE ARM ONLY  
\*\* MINIMUM SCREEN REQUIRED

Code	Grade 1/ COM	Grade 2	Grade 3/ Knit Screens	Grade 4/ COL	Grade 5	Grade 6	Grade 7	Grade 8	Leather 1	Leather 2	Leather 3
SEAT	\$6,525	\$6,966	\$7,250	\$7,628	\$7,958	\$8,541	\$9,203	\$9,943	\$11,557	\$12,274	\$14,432
BACK	\$4,675	\$5,214	\$5,561	\$6,023	\$6,427	\$7,139	\$7,948	\$8,852	\$10,825	\$11,701	\$14,339
HIGH PARTIAL SCREEN*	\$3,304	\$3,990	\$4,431	\$5,019	\$5,534	\$6,440	\$7,469	\$8,621	\$11,132	\$12,247	\$15,603

SERIES	E3	EXCHANGE FULL CREDENZA	CODE		CODE		\$
BACK STYLE	0	Midback					VAR
LEG	43	4 x 3					-
LEFT END [SEATED]	LNA	No Arm					-
RIGHT END [SEATED]	RCWH	Partial Credenza Right   White					\$2,995
LEG TYPE	SL	Standard Leg					-
	RL	Rectangle Leg					\$85
	LO	Wood Leg [Light Oak]	MO	Wood Leg [Medium Oak]	DO	Wood Leg [Dark Oak]	\$195
LEG POSITION	US	Under Seat					-
	MON	Matte Onyx	PCT	Cotton	PCU	Currant	-
PAINT FINISH [will reflect all painted components]	MSK	Matte Smoke	PCV	Cove	PAU	Autumn	-
	PON	Onyx	PSA	Sage	PMI	Midnight	-
	PSK	Smoke	PCO	Carob	PCR	Crimson	-
	PHZ	Haze	PPC	Pacific			-
	PDU	Dune	PMA	Maize			-
	TV	TV Mounting Bracket					\$765
	WB	White Board and Mounting Bracket					\$1,850
	AC	Acoustic Screens					\$2,280
POWER FINISH	O	Matte Onyx	C	Matte Cloud	S	Matte Smoke	-
POWER LOCATION	L	Power USB Single Left End Credenza					-
Code: Combine color + side Example CR = Cloud Single Right Arm FOR DUAL POWER SPECIFY LEFT AND RIGHT ARM							
SCREEN	HP	High Partial Screen - Required Minimum Screen					VAR
FREIGHT OPTIONS	BW	Blanket Wrapped Fully Assembled [25 seat min]					\$350
	PA	Partially Assembled					\$350
FREIGHT REQUIREMENTS	AS	Allseating Standard					-
	GD	Special Freight Instructions**					VAR
	FQ	Guaranteed Delivery**					VAR

\* Not available with No Arms, Linking Ends, or 12" Platform

\*\* Call for Quote

\*\*\* Price includes laminate

## TO ORDER SIMPLY FILL IN THE BLANKS

E3	-	0	-	43	-		-	LNA	-	RCWH	-	US	-		-		-	HP	-		-					
SERIES		BACK STYLE		LEG		LEG TYPE		LEFT END		RIGHT END		LEG POSITION		PAINT FINISH		OPTIONS		POWER FINISH+LOCATION		SCREENS		FREIGHT OPTION		FREIGHT REQUIREMENTS		FABRIC CODE Please refer to allseating.com for fabric codes.







# EXCHANGE® FULL CREDENZA 1x1

**BASE PRICE | \$7,714**  
**E6011-LNA-RNA-HP**

\*ARM PRICES LISTED AS SINGLE ARM ONLY  
\*\*MINIMUM SCREEN REQUIRED

Code	Grade 1/ COM	Grade 2	Grade 3/ Knit Screens	Grade 4/ COL	Grade 5	Grade 6	Grade 7	Grade 8	Leather 1	Leather 2	Leather 3
SEAT	\$1,450	\$1,548	\$1,611	\$1,695	\$1,769	\$1,898	\$2,045	\$2,210	\$2,568	\$2,728	\$3,207
BACK	\$850	\$948	\$1,011	\$1,095	\$1,169	\$1,298	\$1,445	\$1,610	\$1,968	\$2,128	\$2,607
LOW WIDE ARM*	\$348	\$390	\$417	\$453	\$485	\$540	\$603	\$674	\$827	\$896	\$1,101
HIGH WIDE ARM*	\$438	\$487	\$519	\$561	\$597	\$662	\$736	\$818	\$997	\$1,077	\$1,317
HIGH PARTIAL SCREEN**	\$1,419	\$1,720	\$1,914	\$2,172	\$2,397	\$2,795	\$3,247	\$3,752	\$4,854	\$5,343	\$6,816
HIGH FULL SCREEN***	\$1,611	\$1,940	\$2,152	\$2,434	\$2,680	\$3,115	\$3,609	\$4,161	\$5,365	\$5,900	\$7,510
SURROUND SCREEN***	\$2,059	\$2,500	\$2,784	\$3,162	\$3,492	\$4,075	\$4,737	\$5,477	\$7,091	\$7,808	\$9,966

SERIES	E6	EXCHANGE FULL CREDENZA	CODE	CODE	\$
BACK STYLE	0	Midback			VAR
LEG	11	1 x 1			-
FULL CREDENZA	FCWH	Full Credenza   White			\$3,995
END OPTION	LNA	No Arm - Left End	RNA	No Arm - Right End	-
	LLK	Linking End - Left End	RLK	Linking End - Right End	VAR
	LLW	Low Wide - Left End	RLW	Low Wide - Right End	VAR
	LHW	High Wide - Left End	RHW	High Wide - Right End	VAR
	LPT	12" Platform - Left [price includes laminate]	RPT	12" Platform - Right End [price includes laminate]	\$875
ARM SURFACE	WH	White	CL	Clay	\$325
[available with low wide arm and 12" platform only]	NT	Natural	TA	Taupe	\$325
[list price for single low wide arm only]	FO	Fog	EA	Earth	\$325
	MSK	Mist	BK	Black	\$325
			WW	Washed Wood	\$325
			WL	Light Wood	\$325
			WM	Medium Wood	\$325
			WS	Slate Wood	\$325
			WD	Dark Wood	\$325
LEG TYPE	SL	Standard Leg			-
	RL	Rectangle Leg			\$85
	LO	Wood Leg [Light Oak]	MO	Wood Leg [Medium Oak]	\$195
PAINT FINISH	MON	Matte Onyx	PCT	Cotton	-
[will reflect all painted components]	MSK	Matte Smoke	PCV	Cove	-
	PON	Onyx	PSA	Sage	-
	PSK	Smoke	PCO	Carob	-
	PHZ	Haze	PPC	Pacific	-
	PDU	Dune	PMA	Maize	-
OPTIONS	TV	TV Mounting Bracket			\$765
	WB	White Board and Mounting Bracket			\$1,850
	AC	Acoustic Screens			\$1,660
POWER FINISH	O	Matte Onyx	C	Matte Cloud	-
POWER LOCATION	L	Power USB Single Left Arm	R	Power USB Single Right Arm	\$250
Code: Combine color + side	Z	Power USB Credenza			-
Example CR = Cloud Single Right Arm					
FOR DUAL POWER SPECIFY LEFT AND RIGHT ARM SCREEN	HP	High Partial Screen - Required Minimum Screen			VAR
	HF	High Full Screen [available with LW and HW only]	HS	High Surround Screen [available with LW and HW only]	VAR
FREIGHT OPTIONS	BW	Blanket Wrapped Fully Assembled [25 seat min]			\$280
	PA	Partially Assembled			\$280
FREIGHT REQUIREMENTS	AS	Allseating Standard			-
	GD	Special Freight Instructions**			VAR
	FQ	Guaranteed Delivery**			VAR

\* Not available with No Arms, Linking Ends, or 12" Platform

\*\* Call for Quote

\*\*\* Price includes laminate

## TO ORDER SIMPLY FILL IN THE BLANKS

E6	-	0	-	11	-	FCWH	-		-		-		-		-		-		-		-		-		
SERIES		BACK STYLE		LEG		FULL CREDENZA		LEFT END		RIGHT END		ARM SURFACE		LEG POSITION		PAINT FINISH		POWER FINISH+LOCATION		POWER FINISH+LOCATION		FREIGHT OPTION		FREIGHT REQUIREMENTS	

FABRIC CODE  
Please refer to allseating.com for fabric codes.



INFO  
ASTUTE  
AYLES  
CHIROPAIN  
DOVE  
ENTAIL  
EXCHANGE  
FLUID  
FOSTER  
HALSA  
INERTIA  
JIF  
LI  
LEVO  
M.O.  
MULTI  
PILLOWS  
PRESTO  
RAINBOW  
RAY  
REQUISITE  
THERAPOD  
TUCK  
YOU  
ZIP



# EXCHANGE® FULL CREDENZA 2x2

**BASE PRICE | \$10,398**  
**E6022-LNA-RNA-HP**

\*ARM PRICES LISTED AS SINGLE ARM ONLY

Code	Grade 1/ COM	Grade 2	Grade 3/ Knit Screens	Grade 4/ COL	Grade 5	Grade 6	Grade 7	Grade 8	Leather 1	Leather 2	Leather 3
SEAT	\$2,900	\$3,096	\$3,222	\$3,390	\$3,537	\$3,796	\$4,090	\$4,419	\$5,137	\$5,455	\$6,414
BACK	\$1,700	\$1,896	\$2,022	\$2,190	\$2,337	\$2,596	\$2,890	\$3,219	\$3,937	\$4,255	\$5,214
LOW WIDE ARM*	\$348	\$390	\$417	\$453	\$485	\$540	\$603	\$674	\$827	\$896	\$1,101
HIGH WIDE ARM*	\$438	\$487	\$519	\$561	\$597	\$662	\$736	\$818	\$997	\$1,077	\$1,317
HIGH PARTIAL SCREEN**	\$1,803	\$2,160	\$2,390	\$2,696	\$2,963	\$3,435	\$3,971	\$4,570	\$5,877	\$6,457	\$8,204
HIGH FULL SCREEN***	\$1,995	\$2,394	\$2,651	\$2,993	\$3,292	\$3,819	\$4,418	\$5,087	\$6,548	\$7,196	\$9,149
SURROUND SCREEN***	\$2,443	\$2,954	\$3,283	\$3,721	\$4,104	\$4,779	\$5,546	\$6,403	\$8,274	\$9,104	\$11,605
HIGH FULL SCREEN	\$1,995	\$2,394	\$2,651	\$2,993	\$3,292	\$3,819	\$4,418	\$5,087	\$6,548	\$7,196	\$9,149
HIGH SURROUND SCREEN	\$2,443	\$2,954	\$3,283	\$3,721	\$4,104	\$4,779	\$5,546	\$6,403	\$8,274	\$9,104	\$11,605

SERIES	E6	EXCHANGE FULL CREDENZA	CODE	CODE	\$		
BACK STYLE	0	Midback			VAR		
LEG	22	2 x 2			-		
FULL CREDENZA	FCWH	Full Credenza   White			\$3,995		
END OPTION	LNA	No Arm - Left End	RNA	No Arm - Right End	-		
	LLK	Linking End - Left End	RLK	Linking End - Right End	VAR		
	LLW	Low Wide - Left End	RLW	Low Wide - Right End	VAR		
	LHW	High Wide - Left End	RHW	High Wide - Right End	VAR		
	LPT	12" Platform - Left [price includes laminate]	RPT	12" Platform - Right End [price includes laminate]	\$875		
ARM SURFACE	WH	White	CL	Clay	WW	Washed Wood	\$325
[available with low wide arm and 12" platform only]	NT	Natural	TA	Taupe	WL	Light Wood	\$325
[list price for single low wide arm only]	FO	Fog	EA	Earth	WM	Medium Wood	\$325
	MSK	Mist	BK	Black	WS	Slate Wood	\$325
					WD	Dark Wood	\$325
LEG TYPE	SL	Standard Leg					-
	RL	Rectangle Leg					\$85
	LO	Wood Leg [Light Oak]	MO	Wood Leg [Medium Oak]	DO	Wood Leg [Dark Oak]	\$195
PAINT FINISH	MON	Matte Onyx	PCT	Cotton	PCU	Currant	-
[will reflect all painted components]	MSK	Matte Smoke	PCV	Cove	PAU	Autumn	-
	PON	Onyx	PSA	Sage	PMI	Midnight	-
	PSK	Smoke	PCO	Carob	PCR	Crimson	-
	PHZ	Haze	PPC	Pacific			-
	PDU	Dune	PMA	Maize			-
OPTIONS	TV	TV Mounting Bracket					\$765
	WB	White Board and Mounting Bracket					\$1,850
	AC	Acoustic Screens					\$2,130
POWER FINISH	O	Matte Onyx	C	Matte Cloud	S	Matte Smoke	-
POWER LOCATION	L	Power USB Single Left Arm	R	Power USB Single Right Arm			\$250
Code: Combine color + side	Z	Power USB Credenza					-
Example CR = Cloud Single Right Arm							
FOR DUAL POWER SPECIFY LEFT AND RIGHT ARM SCREEN	HP	High Partial Screen - Required Minimum Screen					VAR
	HF	High Full Screen [available with LW and HW only]	HS	High Surround Screen [available with LW and HW only]			VAR
FREIGHT OPTIONS	BW	Blanket Wrapped Fully Assembled [25 seat min]					\$420
	PA	Partially Assembled					\$420
FREIGHT REQUIREMENTS	AS	Allseating Standard					-
	GD	Special Freight Instructions**					VAR
	FQ	Guaranteed Delivery**					VAR

\* Not available with No Arms, Linking Ends, or 12" Platform

\*\* Call for Quote

\*\*\* Price includes laminate

## TO ORDER SIMPLY FILL IN THE BLANKS

E6 - 0 - 22 - FCWH -   -   -   -   -   -   -   -   -   -   -  

SERIES    BACK STYLE    LEG    FULL CREDENZA    LEFT END    RIGHT END    ARM SURFACE    LEG POSITION    PAINT FINISH    POWER FINISH+LOCATION    POWER FINISH+LOCATION    FREIGHT OPTION    FREIGHT REQUIREMENTS    FABRIC CODE  
Please refer to allseating.com for fabric codes.



INFO  
ASTUTE  
AYLES  
CHIROPY  
DONE  
ENTAIL  
EXCHANGE  
FLUID  
FOSTER  
HALSA  
INERTIA  
JIF  
LI  
LEVO  
M.O.  
MULTI  
PILLOWS  
PRESTO  
RAINBOW  
RAY  
REQUISITE  
THERAPOD  
TUCK  
YOU  
ZIP



# EXCHANGE® FULL CREDENZA 3x3

**BASE PRICE | \$13,082**  
**E6033-LNA-RNA-HP**

\*LIST PRICE FOR SINGLE ARM

Code	Grade 1/ COM	Grade 2	Grade 3/ Knit Screens	Grade 4/ COL	Grade 5	Grade 6	Grade 7	Grade 8	Leather 1	Leather 2	Leather 3
SEAT	\$4,350	\$4,644	\$4,833	\$5,085	\$5,306	\$5,694	\$6,135	\$6,629	\$7,705	\$8,183	\$9,621
BACK	\$2,550	\$2,844	\$3,033	\$3,285	\$3,506	\$3,894	\$4,335	\$4,829	\$5,905	\$6,383	\$7,821
LOW WIDE ARM*	\$348	\$390	\$417	\$453	\$485	\$540	\$603	\$674	\$827	\$896	\$1,101
HIGH WIDE ARM*	\$438	\$487	\$519	\$561	\$597	\$662	\$736	\$818	\$997	\$1,077	\$1,317
HIGH PARTIAL SCREEN**	\$2,187	\$2,628	\$2,912	\$3,290	\$3,620	\$4,203	\$4,865	\$5,605	\$7,219	\$7,936	\$10,094
HIGH FULL SCREEN***	\$2,379	\$2,862	\$3,173	\$3,587	\$3,949	\$4,587	\$5,312	\$6,122	\$7,890	\$8,675	\$11,039
SURROUND SCREEN***	\$2,827	\$3,422	\$3,805	\$4,315	\$4,761	\$5,547	\$6,440	\$7,438	\$9,616	\$10,583	\$13,495
HIGH FULL SCREEN	\$2,379	\$2,862	\$3,173	\$3,587	\$3,949	\$4,587	\$5,312	\$6,122	\$7,890	\$8,675	\$11,039
HIGH SURROUND SCREEN	\$2,827	\$3,422	\$3,805	\$4,315	\$4,761	\$5,547	\$6,440	\$7,438	\$9,616	\$10,583	\$13,495

SERIES	E6	EXCHANGE FULL CREDENZA	CODE	CODE	\$		
BACK STYLE	0	Midback			VAR		
LEG	33	3 x 3			-		
FULL CREDENZA	FCWH	Full Credenza   White			\$3,995		
END OPTION	LNA	No Arm - Left End	RNA	No Arm - Right End	-		
	LLK	Linking End - Left End	RLK	Linking End - Right End	VAR		
	LLW	Low Wide - Left End	RLW	Low Wide - Right End	VAR		
	LHW	High Wide - Left End	RHW	High Wide - Right End	VAR		
	LPT	12" Platform - Left [price includes laminate]	RPT	12" Platform - Right End [price includes laminate]	\$875		
ARM SURFACE	WH	White	CL	Clay	WW	Washed Wood	\$325
[available with low wide arm and 12" platform only]	NT	Natural	TA	Taupe	WL	Light Wood	\$325
[list price for single low wide arm only]	FO	Fog	EA	Earth	WM	Medium Wood	\$325
	MSK	Mist	BK	Black	WS	Slate Wood	\$325
					WD	Dark Wood	\$325
LEG TYPE	SL	Standard Leg					-
	RL	Rectangle Leg					\$85
	LO	Wood Leg [Light Oak]	MO	Wood Leg [Medium Oak]	DO	Wood Leg [Dark Oak]	\$195
PAINT FINISH	MON	Matte Onyx	PCT	Cotton	PCU	Currant	-
[will reflect all painted components]	MSK	Matte Smoke	PCV	Cove	PAU	Autumn	-
	PON	Onyx	PSA	Sage	PMI	Midnight	-
	PSK	Smoke	PCO	Carob	PCR	Crimson	-
	PHZ	Haze	PPC	Pacific			-
	PDU	Dune	PMA	Maize			-
OPTIONS	TV	TV Mounting Bracket					\$765
	WB	White Board and Mounting Bracket					\$1,850
	AC	Acoustic Screens					\$2,130
POWER FINISH	O	Matte Onyx	C	Matte Cloud	S	Matte Smoke	-
POWER LOCATION	L	Power USB Single Left Arm	R	Power USB Single Right Arm			\$250
Code: Combine color + side	Z	Power USB Credenza					-
Example CR = Cloud Single Right Arm							
FOR DUAL POWER SPECIFY LEFT AND RIGHT ARM							
SCREEN	HP	High Partial Screen - Required Minimum Screen					VAR
	HF	High Full Screen [available with LW and HW only]	HS	High Surround Screen [available with LW and HW only]			VAR
FREIGHT OPTIONS	BW	Blanket Wrapped Fully Assembled [25 seat min]					\$560
	PA	Partially Assembled					\$560
FREIGHT REQUIREMENTS	AS	Allseating Standard					-
	GD	Special Freight Instructions**					VAR
	FQ	Guaranteed Delivery**					VAR

\* Not available with No Arms, Linking Ends, or 12" Platform

\*\* Call for Quote

\*\*\* Price includes laminate

## TO ORDER SIMPLY FILL IN THE BLANKS

E6	0	33	FCWH											
SERIES	BACK STYLE	LEG	FULL CREDENZA	LEFT END	RIGHT END	ARM SURFACE	LEG POSITION	PAINT FINISH	POWER FINISH+LOCATION	POWER FINISH+LOCATION	FREIGHT OPTION	FREIGHT REQUIREMENTS	FABRIC CODE	Please refer to allseating.com for fabric codes.



INFO  
ASTUTE  
AYLES  
CHIROPY  
DONE  
ENTAIL  
EXCHANGE  
FLUID  
FOSTER  
HALSA  
INERTIA  
JIF  
LI  
LEVO  
M.O.  
MULTI  
PILLOWS  
PRESTO  
RAINBOW  
RAY  
REQUISITE  
THERAPOD  
TUCK  
YOU  
ZIP



# EXCHANGE® FULL CREDENZA 2x3

**BASE PRICE | \$15,532**  
**E6023-LCWH-RNA**

\* REQUIRED

Code	Grade 1/ COM	Grade 2	Grade 3/ Knit Screens	Grade 4/ COL	Grade 5	Grade 6	Grade 7	Grade 8	Leather 1	Leather 2	Leather 3
SEAT	\$3,625	\$3,870	\$4,028	\$4,238	\$4,421	\$4,745	\$5,113	\$5,524	\$6,421	\$6,819	\$8,018
BACK	\$2,125	\$2,370	\$2,528	\$2,738	\$2,921	\$3,245	\$3,613	\$4,024	\$4,921	\$5,319	\$6,518
HIGH PARTIAL SCREEN*	\$2,692	\$3,231	\$3,578	\$4,040	\$4,444	\$5,156	\$5,965	\$6,869	\$8,842	\$9,718	\$12,356

SERIES	E6	EXCHANGE FULL CREDENZA	CODE		CODE		\$
BACK STYLE	0	Midback					VAR
LEG	23	2 x 3					-
FULL CREDENZA	FCWH	Full Credenza   White					\$3,995
LEFT END [SEATED]	LCWH	Partial Credenza Left   White					\$2,995
RIGHT END [SEATED]	RNA	No Arm					-
ARM SURFACE	WH	White	CL	Clay	WW	Washed Wood	\$325
[available with low wide arm and 12" platform only]	NT	Natural	TA	Taupe	WL	Light Wood	\$325
[list price for single low wide arm only]	FO	Fog	EA	Earth	WM	Medium Wood	\$325
	MSK	Mist	BK	Black	WS	Slate Wood	\$325
					WD	Dark Wood	\$325
LEG TYPE	SL	Standard Leg					-
	RL	Rectangle Leg					\$85
	LO	Wood Leg [Light Oak]	MO	Wood Leg [Medium Oak]	DO	Wood Leg [Dark Oak]	\$195
PAINT FINISH	MON	Matte Onyx	PCT	Cotton	PCU	Currant	-
[will reflect all painted components]	MSK	Matte Smoke	PCV	Cove	PAU	Autumn	-
	PON	Onyx	PSA	Sage	PMI	Midnight	-
	PSK	Smoke	PCO	Carob	PCR	Crimson	-
	PHZ	Haze	PPC	Pacific			-
	PDU	Dune	PMA	Maize			-
OPTIONS	TVF	TV Mounting Bracket   Full Credenza	TVP	TV Mounting Bracket   Partial Credenza			\$765
	WBF	White Board and Mounting Bracket   Full Credenza	WBP	White Board and Mounting Bracket   Partial Credenza			\$1,850
	AC	Acoustic Screens					\$2,585
POWER FINISH	O	Matte Onyx	C	Matte Cloud	S	Matte Smoke	-
POWER LOCATION	L	Power USB Single Left Partial Credenza					-
Code: Combine color + side	Z	Power USB Credenza					-
Example CR = Cloud Single Right Arm							
FOR DUAL POWER SPECIFY LEFT AND RIGHT ARM							
SCREEN	HP	High Partial Screen					VAR
FREIGHT OPTIONS	BW	Blanket Wrapped Fully Assembled [25 seat min]					\$560
	PA	Partially Assembled					\$560
FREIGHT REQUIREMENTS	AS	Allseating Standard					-
	GD	Special Freight Instructions**					VAR
	FQ	Guaranteed Delivery**					VAR

\* Not available with No Arms, Linking Ends, or 12" Platform

\*\* Call for Quote

\*\*\* Price includes laminate

## TO ORDER SIMPLY FILL IN THE BLANKS

E6	-	0	-	23	-	FCWH	-		-		-		-		-		-		-							
SERIES		BACK STYLE		LEG		FULL CREDENZA		LEFT END		RIGHT END		ARM SURFACE		LEG POSITION		PAINT FINISH		POWER FINISH+LOCATION		POWER FINISH+LOCATION		FREIGHT OPTION		FREIGHT REQUIREMENTS		FABRIC CODE

Please refer to allseating.com for fabric codes.



INFO  
ASTUTE  
AYLES  
CHIROPFORM  
DOVE  
ENTAIL  
EXCHANGE  
FLUID  
FOSTER  
HALSA  
INERTIA  
JIF  
LI  
LEVO  
M.O.  
MULTI  
PILLOWS  
PRESTO  
RAINBOW  
RAY  
REQUISITE  
THERAPOD  
TUCK  
YOU  
ZIP



# EXCHANGE® FULL CREDENZA 3x2

**BASE PRICE | \$15,532**  
**E6032-LNA-RCWH-HP**

\* REQUIRED

Code	Grade 1/ COM	Grade 2	Grade 3/ Knit Screens	Grade 4/ COL	Grade 5	Grade 6	Grade 7	Grade 8	Leather 1	Leather 2	Leather 3
SEAT	\$3,625	\$3,870	\$4,028	\$4,238	\$4,421	\$4,745	\$5,113	\$5,524	\$6,421	\$6,819	\$8,018
BACK	\$2,125	\$2,370	\$2,528	\$2,738	\$2,921	\$3,245	\$3,613	\$4,024	\$4,921	\$5,319	\$6,518
HIGH PARTIAL SCREEN*	\$2,692	\$3,231	\$3,578	\$4,040	\$4,444	\$5,156	\$5,965	\$6,869	\$8,842	\$9,718	\$12,356

SERIES	E6	EXCHANGE FULL CREDENZA	CODE		CODE		\$
BACK STYLE	0	Midback					VAR
LEG	32	3 x 2					-
FULL CREDENZA	FCWH	Full Credenza   White					\$3,995
LEFT END [SEATED]	LNA	No Arm					-
RIGHT END [SEATED]	RCWH	Partial Credenza Right   White					\$2,995
ARM SURFACE	WH	White	CL	Clay	WW	Washed Wood	\$325
[available with low wide arm and 12" platform only]	NT	Natural	TA	Taupe	WL	Light Wood	\$325
[list price for single low wide arm only]	FO	Fog	EA	Earth	WM	Medium Wood	\$325
	MSK	Mist	BK	Black	WS	Slate Wood	\$325
					WD	Dark Wood	\$325
LEG TYPE	SL	Standard Leg					-
	RL	Rectangle Leg					\$85
	LO	Wood Leg [Light Oak]	MO	Wood Leg [Medium Oak]	DO	Wood Leg [Dark Oak]	\$195
PAINT FINISH	MON	Matte Onyx	PCT	Cotton	PCU	Currant	-
[will reflect all painted components]	MSK	Matte Smoke	PCV	Cove	PAU	Autumn	-
	PON	Onyx	PSA	Sage	PMI	Midnight	-
	PSK	Smoke	PCO	Carob	PCR	Crimson	-
	PHZ	Haze	PPC	Pacific			-
	PDU	Dune	PMA	Maize			-
OPTIONS	TVF	TV Mounting Bracket   Full Credenza	TVP	TV Mounting Bracket   Partial Credenza			\$765
	WBF	White Board and Mounting Bracket   Full Credenza	WBP	White Board and Mounting Bracket   Partial Credenza			\$1,850
	AC	Acoustic Screens					\$2,586
POWER FINISH	O	Matte Onyx	C	Matte Cloud	S	Matte Smoke	-
POWER LOCATION	R	Power USB Single Right Partial Credenza					-
Code: Combine color + side	Z	Power USB Credenza					-
Example CR = Cloud Single Right Arm							
FOR DUAL POWER SPECIFY LEFT AND RIGHT ARM							
SCREEN	HP	High Partial Screen					VAR
FREIGHT OPTIONS	BW	Blanket Wrapped Fully Assembled [25 seat min]					\$560
	PA	Partially Assembled					\$560
FREIGHT REQUIREMENTS	AS	Allseating Standard					-
	GD	Special Freight Instructions**					VAR
	FQ	Guaranteed Delivery**					VAR

\* Not available with No Arms, Linking Ends, or 12" Platform

\*\* Call for Quote

\*\*\* Price includes laminate


## TO ORDER SIMPLY FILL IN THE BLANKS

E6	-	0	-	32	-	FCWH	-		-		-		-		-		-		-		-		-		
SERIES		BACK STYLE		LEG		FULL CREDENZA		LEFT END		RIGHT END		ARM SURFACE		LEG POSITION		PAINT FINISH		POWER FINISH+LOCATION		POWER FINISH+LOCATION		FREIGHT OPTION		FREIGHT REQUIREMENTS	

FABRIC CODE  
Please refer to allseating.com for fabric codes.



INFO  
ASTUTE  
AYLES  
CHIROPFORM  
DOVE  
ENTAIL  
EXCHANGE  
FLUID  
FOSTER  
HALSA  
INERTIA  
JIF  
LI  
LEVO  
M.O.  
MULTI  
PILLOWS  
PRESTO  
RAINBOW  
RAY  
REQUISITE  
THERAPOD  
TUCK  
YOU  
ZIP



# EXCHANGE® FULL CREDENZA 3x4

**BASE PRICE | \$18,116**  
**E6034-LCWH-RNA-HP**

\* REQUIRED

Code	Grade 1/ COM	Grade 2	Grade 3/ Knit Screens	Grade 4/ COL	Grade 5	Grade 6	Grade 7	Grade 8	Leather 1	Leather 2	Leather 3
SEAT	\$5,075	\$5,418	\$5,639	\$5,933	\$6,190	\$6,643	\$7,158	\$7,733	\$8,989	\$9,546	\$11,225
BACK	\$2,975	\$3,318	\$3,833	\$3,833	\$4,090	\$4,543	\$5,058	\$5,633	\$6,889	\$7,446	\$9,125
HIGH PARTIAL SCREEN*	\$3,076	\$3,692	\$4,616	\$4,616	\$5,078	\$5,892	\$6,816	\$7,850	\$10,105	\$11,106	\$14,120

SERIES	E6	EXCHANGE FULL CREDENZA	CODE	CODE	\$		
BACK STYLE	0	Midback			VAR		
LEG	34	3 x 4			-		
FULL CREDENZA	FCWH	Full Credenza   White			\$3,995		
LEFT END [SEATED]	LCWH	Partial Credenza Left   White			\$2,995		
RIGHT END [SEATED]	RNA	No Arm			-		
ARM SURFACE	WH	White	CL	Clay	WW	Washed Wood	\$325
[available with low wide arm and 12" platform only]	NT	Natural	TA	Taupe	WL	Light Wood	\$325
[list price for single low wide arm only]	FO	Fog	EA	Earth	WM	Medium Wood	\$325
	MSK	Mist	BK	Black	WS	Slate Wood	\$325
					WD	Dark Wood	\$325
LEG TYPE	SL	Standard Leg			-		
	RL	Rectangle Leg			\$85		
	LO	Wood Leg [Light Oak]	MO	Wood Leg [Medium Oak]	DO	Wood Leg [Dark Oak]	\$195
PAINT FINISH	MON	Matte Onyx	PCT	Cotton	PCU	Currant	-
[will reflect all painted components]	MSK	Matte Smoke	PCV	Cove	PAU	Autumn	-
	PON	Onyx	PSA	Sage	PMI	Midnight	-
	PSK	Smoke	PCO	Carob	PCR	Crimson	-
	PHZ	Haze	PPC	Pacific			-
	PDU	Dune	PMA	Maize			-
OPTIONS	TVF	TV Mounting Bracket   Full Credenza	TVP	TV Mounting Bracket   Partial Credenza			\$765
	WBF	White Board and Mounting Bracket   Full Credenza	WBP	White Board and Mounting Bracket   Partial Credenza			\$1,850
	AC	Acoustic Screens					\$2,830
POWER FINISH	O	Matte Onyx	C	Matte Cloud	S	Matte Smoke	-
POWER LOCATION	L	Power USB Single Left Partial Credenza					-
Code: Combine color + side	Z	Power USB Credenza					-
Example CR = Cloud Single Right Arm							
FOR DUAL POWER SPECIFY LEFT AND RIGHT ARM							
SCREEN	HP	High Partial Screen					VAR
FREIGHT OPTIONS	BW	Blanket Wrapped Fully Assembled [25 seat min]					\$560
	PA	Partially Assembled					\$560
FREIGHT REQUIREMENTS	AS	Allseating Standard					-
	GD	Special Freight Instructions**					VAR
	FQ	Guaranteed Delivery**					VAR

\* Not available with No Arms, Linking Ends, or 12" Platform

\*\* Call for Quote

\*\*\* Price includes laminate


## TO ORDER SIMPLY FILL IN THE BLANKS

E6	-	0	-	34	-	FCWH	-		-		-		-		-		-		-							
SERIES		BACK STYLE		LEG		FULL CREDENZA		LEFT END		RIGHT END		ARM SURFACE		LEG POSITION		PAINT FINISH		POWER FINISH+LOCATION		POWER FINISH+LOCATION		FREIGHT OPTION		FREIGHT REQUIREMENTS		FABRIC CODE

Please refer to allseating.com for fabric codes.



INFO  
ASTUTE  
AYLES  
CHIROPFORM  
DOVE  
ENTAIL  
EXCHANGE  
FLUID  
FOSTER  
HALSA  
INERTIA  
JIF  
LI  
LEVO  
M.O.  
MULTI  
PILLOWS  
PRESTO  
RAINBOW  
RAY  
REQUISITE  
THERAPOD  
TUCK  
YOU  
ZIP



# EXCHANGE® FULL CREDENZA 4x3

**BASE PRICE | \$18,116**  
**E6043-LNA-RCWH-HP**

\* REQUIRED

Code	Grade 1/ COM	Grade 2	Grade 3/ Knit Screens	Grade 4/ COL	Grade 5	Grade 6	Grade 7	Grade 8	Leather 1	Leather 2	Leather 3
SEAT	\$5,075	\$5,418	\$5,639	\$5,933	\$6,190	\$6,643	\$7,158	\$7,733	\$8,989	\$9,546	\$11,225
BACK	\$2,975	\$3,318	\$3,833	\$3,833	\$4,090	\$4,543	\$5,058	\$5,633	\$6,889	\$7,446	\$9,125
HIGH PARTIAL SCREEN*	\$3,076	\$3,692	\$4,616	\$4,616	\$5,078	\$5,892	\$6,816	\$7,850	\$10,105	\$11,106	\$14,120

SERIES	E6	EXCHANGE FULL CREDENZA	CODE	CODE	\$		
BACK STYLE	0	Midback			VAR		
LEG	43	4 x 3			-		
FULL CREDENZA	FCWH	Full Credenza   White			\$3,995		
LEFT END [SEATED]	LCWH	Partial Credenza Left   White			\$2,995		
RIGHT END [SEATED]	RNA	No Arm			-		
ARM SURFACE	WH	White	CL	Clay	WW	Washed Wood	\$325
[available with low wide arm and 12" platform only]	NT	Natural	TA	Taupe	WL	Light Wood	\$325
[list price for single low wide arm only]	FO	Fog	EA	Earth	WM	Medium Wood	\$325
	MSK	Mist	BK	Black	WS	Slate Wood	\$325
					WD	Dark Wood	\$325
LEG TYPE	SL	Standard Leg			-		
	RL	Rectangle Leg			\$85		
	LO	Wood Leg [Light Oak]	MO	Wood Leg [Medium Oak]	DO	Wood Leg [Dark Oak]	\$195
PAINT FINISH	MON	Matte Onyx	PCT	Cotton	PCU	Currant	-
[will reflect all painted components]	MSK	Matte Smoke	PCV	Cove	PAU	Autumn	-
	PON	Onyx	PSA	Sage	PMI	Midnight	-
	PSK	Smoke	PCO	Carob	PCR	Crimson	-
	PHZ	Haze	PPC	Pacific			-
	PDU	Dune	PMA	Maize			-
OPTIONS	TVF	TV Mounting Bracket   Full Credenza	TVP	TV Mounting Bracket   Partial Credenza			\$765
	WBF	White Board and Mounting Bracket   Full Credenza	WBP	White Board and Mounting Bracket   Partial Credenza			\$1,850
	AC	Acoustic Screens					\$2,830
POWER FINISH	O	Matte Onyx	C	Matte Cloud	S	Matte Smoke	-
POWER LOCATION	R	Power USB Single Right Partial Credenza					-
Code: Combine color + side	Z	Power USB Credenza					-
Example CR = Cloud Single Right Arm							
FOR DUAL POWER SPECIFY LEFT AND RIGHT ARM							
SCREEN	HP	High Partial Screen					VAR
FREIGHT OPTIONS	BW	Blanket Wrapped Fully Assembled [25 seat min]					\$560
	PA	Partially Assembled					\$560
FREIGHT REQUIREMENTS	AS	Allseating Standard					-
	GD	Special Freight Instructions**					VAR
	FQ	Guaranteed Delivery**					VAR

\* Not available with No Arms, Linking Ends, or 12" Platform

\*\* Call for Quote

\*\*\* Price includes laminate

## TO ORDER SIMPLY FILL IN THE BLANKS

E6	-	0	-	34	-	FCWH	-		-		-		-		-		-		-							
SERIES		BACK STYLE		LEG		FULL CREDENZA		LEFT END		RIGHT END		ARM SURFACE		LEG POSITION		PAINT FINISH		POWER FINISH+LOCATION		POWER FINISH+LOCATION		FREIGHT OPTION		FREIGHT REQUIREMENTS		FABRIC CODE

Please refer to allseating.com for fabric codes.



INFO  
ASTUTE  
AYLES  
CHIROPFORM  
DOVE  
ENTAIL  
EXCHANGE  
FLUID  
FOSTER  
HALSA  
INERTIA  
JIF  
LI  
LEVO  
M.O.  
MULTI  
PILLOWS  
PRESTO  
RAINBOW  
RAY  
REQUISITE  
THERAPOD  
TUCK  
YOU  
ZIP



# EXCHANGE® WORKPOD 1-SEATER

DESIGN | NICK GILLISSIE  
NOT ON GSA CONTRACT

**BASE PRICE | \$7,290**  
**E5011-LPWH-RNA-PS**

## FEATURES

- Frame/legs 14 guage steel
- Black nylon glides
- Full credenza comes standard with 2 power modules
- Workpod comes standard with 1 power module
- Power modules are 1xAC, 2xUSB
- Seamless laminate surface
- Partial Screen required. Full and Surround Screens optional based on end option

## DIMENSIONS

- OVERALL NO ARM: 48"H x 37"W x 56"D
- SEAT: 18" H x 24" W x 20" D
- **LOW ARMS:**
  - Arm Height 24" H from Floor
  - Arm Height 6" H from Seat
- **HIGH ARMS**
  - Arm Height 30" H from Floor
  - Arm Height 12" H from Seat
- COM NO ARM FULL: 3.75 yds
- COM SEAT: 1.75 yds
- COM BACK: 1.75 yds
- COM LW ARM: 3yds
- COM HW ARM: 3.5 yds
- COM PARTIAL SCREEN: 8.25
- COM FULL SCREEN: 8.75
- COM SURROUND SCREEN: 10.75

## NOTES

- Power location when seated
- Ships partially assembled
- Warranted up to 350 lbs. per seat
- This product meets the requirements set forth in ANSI/BIFMA HCF 8.1

\*REQUIRED

Code	Grade 1/ COM	Grade 2	Grade 3/ Knit Screens	Grade 4/ COL	Grade 5	Grade 6	Grade 7	Grade 8	Leather 1	Leather 2	Leather 3
SEAT	\$725	\$774	\$806	\$848	\$884	\$949	\$1,023	\$1,105	\$1,284	\$1,364	\$1,604
BACK	\$425	\$474	\$506	\$548	\$584	\$649	\$723	\$805	\$984	\$1,064	\$1,304
LOW WIDE ARM	\$348	\$390	\$417	\$453	\$485	\$540	\$603	\$674	\$827	\$896	\$1,101
HIGH WIDE ARM	\$438	\$487	\$519	\$561	\$597	\$662	\$736	\$818	\$997	\$1,077	\$1,317
PARTIAL SCREEN*	\$1,200	\$1,431	\$1,580	\$1,778	\$1,951	\$2,256	\$2,603	\$2,990	\$3,836	\$4,211	\$5,342
FULL SCREEN	\$1,216	\$1,461	\$1,619	\$1,829	\$2,012	\$2,336	\$2,704	\$3,115	\$4,012	\$4,410	\$5,609
SURROUND SCREEN	\$1,456	\$1,757	\$1,951	\$2,209	\$2,434	\$2,832	\$3,284	\$3,789	\$4,891	\$5,380	\$6,853

SERIES	E5	Exchange Workpod			\$
<b>BACK STYLE</b>	<b>O</b>	Midback			<b>VAR</b>
<b>LEG</b>	<b>11</b>	1-Seater			-
<b>LEG TYPE</b>	<b>SL</b>	Standard Leg			-
	<b>RL</b>	Rectangular Leg			<b>\$65</b>
	<b>LO</b>	Light Oak Leg			<b>\$155</b>
	<b>MO</b>	Medium Oak Leg			<b>\$155</b>
	<b>DO</b>	Dark Oak Leg			<b>\$155</b>
<b>END OPTION</b>		<b>LEFT END</b>		<b>RIGHT END</b>	
	<b>LPWH</b>	Workpod Left   White		<b>RPWH</b>	Workpod Right   White
	<b>LNA</b>	No Arm		<b>RNA</b>	No Arm
	<b>LLK</b>	Linking End		<b>RLK</b>	Linking End
	<b>LLW</b>	Low Wide		<b>RLW</b>	Low Wide
	<b>LHW</b>	High Wide		<b>RHW</b>	High Wide
	<b>LPT</b>	12" Platform (price includes laminate)		<b>RPT</b>	12" Platform (price includes laminate)
	<b>MON</b>	Matte Onyx		<b>PSA</b>	Sage
	<b>MSK</b>	Matte Smoke		<b>PCO</b>	Carob
	<b>PON</b>	Onyx		<b>PPC</b>	Pacific
<b>PAINT FINISH</b> [Will reflect all painted components]	<b>PSK</b>	Smoke		<b>PMA</b>	Maize
	<b>PHZ</b>	Haze		<b>PCU</b>	Currant
	<b>PDU</b>	Dune		<b>PAU</b>	Autumn
	<b>PCT</b>	Cotton		<b>PMI</b>	Midnight
	<b>PCV</b>	Cove		<b>PCR</b>	Crimson
	<b>AC</b>	Acoustic Screens			<b>\$1,010</b>
	<b>O</b>	Matte Onyx			-
	<b>C</b>	Matte Cloud			-
	<b>S</b>	Matte Smoke			-
	<b>L</b>	Power USB Single Left End		[Available only with Workpod Left combined with Right side NA or LK]	-
<b>R</b>	Power USB Single Right End		[Available only with Workpod Right combined with Right side NA or LK]	-	
<b>D</b>	Power USB Dual [Included with Workpod Desk, Price reflects second unit]		[Available only with LW, HW, PT]	<b>\$250</b>	
<b>SCREENS</b>	<b>PS</b>	Partial Screen			<b>VAR</b>
	<b>FS</b>	Full Screen [Low and Wide Arms Only]			
	<b>SS</b>	Surround Screen [Low and Wide Arms Only]			
<b>FREIGHT OPTIONS</b>	<b>PA</b>	Partially Assembled			<b>\$210</b>
	<b>BW</b>	Blanket Wrapped			<b>\$210</b>
<b>FREIGHT REQUIREMENTS</b>	<b>AS</b>	Allseating Standard			-
	<b>FQ</b>	Special Freight Instructions (Call for Quote)			<b>VAR</b>

## TO ORDER SIMPLY FILL IN THE BLANKS

E5	-	0	-	11	-		-		-		-	AC	-		-		-		-		-	
SERIES		BACK STYLE		LEG		LEG TYPE		END OPTION		PAINT FINISH		OPTIONS		POWER FINISH+LOCATION		SCREENS		FREIGHT OPTION		FREIGHT REQUIREMENTS		FABRIC CODE

Please refer to allseating.com for fabric codes.



INFO  
ASTUTE  
AYLES  
CHIROPFORM  
DOVE  
ENTAIL  
EXCHANGE  
FLUID  
FOSTER  
HALSA  
INERTIA  
JIF  
LI  
LEVO  
M.O.  
MULTI  
PILLOWS  
PRESTO  
RAINBOW  
RAY  
REQUISITE  
THERAPOD  
TUCK  
YOU  
ZIP





# EXCHANGE® WORKPOD 2-SEATER

DESIGN | NICK GILLISSIE  
NOT ON GSA CONTRACT

**BASE PRICE | \$8,536**  
E5012-LPWH-RNA-PS

## FEATURES

- Frame/legs 14 guage steel
- Black nylon glides
- Full credenza comes standard with 2 power modules
- Workpod comes standard with 1 power module
- Power modules are 1xAC, 2xUSB
- Seamless laminate surface
- Partial Screen required. Full and Surround Screens optional based on end option

## DIMENSIONS

- OVERALL NO ARM: 48"H x 37"W x 56"D
- SEAT: 18" H x 24" W x 20" D
- **LOW ARMS:**
  - Arm Height 24" H from Floor
  - Arm Height 6" H from Seat
- **HIGH ARMS**
  - Arm Height 30" H from Floor
  - Arm Height 12" H from Seat
- COM NO ARM FULL: 7 yds
- COM SEAT: 3.5 yds
- COM BACK: 3.5 yds
- COM LW ARM: 3yds
- COM HW ARM: 3.5 yds
- COM PARTIAL SCREEN: 9.25
- COM FULL SCREEN: 10
- COM SURROUND SCREEN: 12

## NOTES

- Power location when seated
- Ships partially assembled
- Warranted up to 350 lbs. per seat
- This product meets the requirements set forth in ANSI/BIFMA HCF 8.1

\*REQUIRED

Code	Grade 1/ COM	Grade 2	Grade 3/ Knit Screens	Grade 4/ COL	Grade 5	Grade 6	Grade 7	Grade 8	Leather 1	Leather 2	Leather 3
SEAT	\$1,450	\$1,548	\$1,611	\$1,695	\$1,769	\$1,898	\$2,045	\$2,210	\$2,568	\$2,728	\$3,207
BACK	\$850	\$948	\$1,011	\$1,095	\$1,169	\$1,298	\$1,445	\$1,610	\$1,968	\$2,128	\$2,607
LOW WIDE ARM	\$348	\$390	\$417	\$453	\$485	\$540	\$603	\$674	\$827	\$896	\$1,101
HIGH WIDE ARM	\$438	\$487	\$519	\$561	\$597	\$662	\$736	\$818	\$997	\$1,077	\$1,317
PARTIAL SCREEN*	\$1,296	\$1,555	\$1,722	\$1,944	\$2,138	\$2,480	\$2,869	\$3,303	\$4,251	\$4,672	\$5,940
FULL SCREEN	\$1,392	\$1,672	\$1,852	\$2,092	\$2,302	\$2,672	\$3,092	\$3,562	\$4,587	\$5,042	\$6,412
SURROUND SCREEN	\$1,632	\$1,968	\$2,184	\$2,472	\$2,724	\$3,168	\$3,672	\$4,236	\$5,466	\$6,012	\$7,656

SERIES	E5	Exchange Workpod			\$	
<b>BACK STYLE</b>	<b>O</b>	Midback			<b>VAR</b>	
<b>LEG</b>	<b>12</b>	2-Seater			-	
<b>LEG TYPE</b>	<b>SL</b>	Standard Leg			-	
	<b>RL</b>	Rectangular Leg			<b>\$65</b>	
	<b>LO</b>	Light Oak Leg			<b>\$155</b>	
	<b>MO</b>	Medium Oak Leg			<b>\$155</b>	
	<b>DO</b>	Dark Oak Leg			<b>\$155</b>	
<b>END OPTION</b>		<b>LEFT END</b>		<b>RIGHT END</b>		
	<b>LPWH</b>	Workpod Left   White		<b>RPWH</b>	Workpod Right   White	
	<b>LNA</b>	No Arm		<b>RNA</b>	No Arm	
	<b>LLK</b>	Linking End		<b>RLK</b>	Linking End	
	<b>LLW</b>	Low Wide		<b>RLW</b>	Low Wide	
	<b>LHW</b>	High Wide		<b>RHW</b>	High Wide	
	<b>LPT</b>	12" Platform (price includes laminate)		<b>RPT</b>	12" Platform (price includes laminate)	
						<b>\$4,940</b>
<b>PAINT FINISH</b> [Will reflect all painted components]	<b>MON</b>	Matte Onyx		<b>PSA</b>	Sage	
	<b>MSK</b>	Matte Smoke		<b>PCO</b>	Carob	
	<b>PON</b>	Onyx		<b>PPC</b>	Pacific	
	<b>PSK</b>	Smoke		<b>PMA</b>	Maize	
	<b>PHZ</b>	Haze		<b>PCU</b>	Currant	
	<b>PDU</b>	Dune		<b>PAU</b>	Autumn	
	<b>PCT</b>	Cotton		<b>PMI</b>	Midnight	
	<b>PCV</b>	Cove		<b>PCR</b>	Crimson	
						<b>\$1,120</b>
	<b>OPTIONS</b>	<b>AC</b>	Acoustic Screens			
<b>POWER FINISH + LOCATION</b> Code: Combine Color + Side i.e. CR = Cloud Single Right Arm LOCATION (from seated position)	<b>O</b>	Matte Onyx			-	
	<b>C</b>	Matte Cloud			-	
	<b>S</b>	Matte Smoke			-	
	<b>L</b>	Power USB Single Left End		[Available only with Workpod Left combined with Right side NA or LK]	-	
	<b>R</b>	Power USB Single Right End		[Available only with Workpod Right combined with Right side NA or LK]	-	
	<b>D</b>	Power USB Dual [Included with Workpod Desk, Price reflects second unit]		[Available only with LW, HW, PT]	<b>\$250</b>	
<b>SCREENS</b>	<b>PS</b>	Partial Screen			<b>VAR</b>	
	<b>FS</b>	Full Screen [Low and Wide Arms Only]				
	<b>SS</b>	Surround Screen [Low and Wide Arms Only]				
<b>FREIGHT OPTIONS</b>	<b>PA</b>	Partially Assembled			<b>\$280</b>	
	<b>BW</b>	Blanket Wrapped			<b>\$280</b>	
<b>FREIGHT REQUIREMENTS</b>	<b>AS</b>	Allseating Standard			-	
	<b>FQ</b>	Special Freight Instructions (Call for Quote)			<b>VAR</b>	

## TO ORDER SIMPLY FILL IN THE BLANKS

E5	-	0	-	12	-		-		-	AC	-		-		-		-					
SERIES		BACK STYLE		LEG		LEG TYPE		END OPTION		PAINT FINISH		OPTIONS		POWER FINISH+LOCATION		SCREENS		FREIGHT OPTION		FREIGHT REQUIREMENTS		FABRIC CODE Please refer to allseating.com for fabric codes.



INFO  
ASTUTE  
AYLES  
CHIROPFORM  
DOVE  
ENTAIL  
EXCHANGE  
FLUID  
FOSTER  
HALSA  
INERTIA  
JIF  
LI  
LEVO  
M.O.  
MULTI  
PILLOWS  
PRESTO  
RAINBOW  
RAY  
REQUISITE  
THERAPOD  
TUCK  
YOU  
ZIP

# EXCHANGE® TABLES

DESIGN | NICK GILLISSIE GSA SIN | 33721



**BASE PRICE | \$475**  
E4X01

Code	List Price
E4X01	\$475

**FEATURES**

- Frame/legs 14 guage steel
- High pressure laminate
- Seamless laminate surface
- Black nylon round glides

**DIMENSIONS**

- COCKTAIL: 18"H x 16"D
- RECTANGLE: 18"H x 48"W x 24"D
- COFFEE TABLE 24: 18"H x 24"D
- COFFEE TABLE 30: 18"H x 30"D
- COFFEE TABLE 36: 18"H x 36"D
- LAPTOP TABLE: 25"H x 16.5"W x 19.5"D

**NOTES**

- Ships knocked down
- Warranted up to 350 lbs.
- This product meets the requirements set forth in ANSI/BIFMA HCF 8.1

SERIES	E4	Exchange Tables	QS	\$
<b>BACK STYLE</b>	<b>X</b>	No Back   Not Applicable		-
<b>LEG</b>	<b>01</b>	Cocktail Table Round   16"		-
	<b>07</b>	Coffee Table Round   24"		\$625
	<b>08</b>	Coffee Table Round   30"		\$875
	<b>09</b>	Coffee Table Round   36" [NOT ON GSA CONTRACT]		\$1,225
	<b>02</b>	Coffee Table Rectangle   24" x 48"		\$1,075
	<b>03</b>	Laptop Table [NOT ON GSA CONTRACT]		\$750
	<b>LAMINATE FINISH</b>	<b>BK</b>	Black	
<b>WH</b>		White		-
<b>FO</b>		Fog		-
<b>MS</b>		Mist		-
<b>CL</b>		Clay		-
<b>NT</b>		Natural		-
<b>TA</b>		Taupe		-
<b>EA</b>		Earth		-
<b>WW</b>		Washed Wood		-
<b>WL</b>		Light Wood		-
<b>WM</b>		Medium Wood		-
<b>WD</b>		Dark Wood		-
<b>PAINT FINISH</b>	<b>WS</b>	Slate Wood		-
	<b>MON</b>	Matte Onyx		-
	<b>MSK</b>	Matte Smoke		-
	<b>PON</b>	Onyx		-
	<b>PSK</b>	Smoke		-
	<b>PHZ</b>	Haze		-
	<b>PDU</b>	Dune		-
	<b>PCT</b>	Cotton		-
	<b>PCV</b>	Cove		-
	<b>PSA</b>	Sage		-
	<b>PCO</b>	Carob		-
	<b>PPC</b>	Pacific		-
	<b>PMA</b>	Maize		-
	<b>PCU</b>	Currant		-
	<b>PAU</b>	Autumn		-
	<b>PMI</b>	Midnight		-
<b>PCR</b>	Crimson		-	
<b>FREIGHT OPTIONS</b>	<b>KD</b>	Knocked Down		-
<b>FREIGHT REQUIREMENTS</b>	<b>AS</b>	Allseating Standard		-
	<b>GD</b>	Guaranteed Delivery Date and Time [Call for quote]		VAR
	<b>FQ</b>	Special Freight Instructions (Call for Quote)		VAR

**TO ORDER SIMPLY FILL IN THE BLANKS**

E4	-	X	-		-		-		-	KD	-		-	
<b>SERIES</b>		<b>STYLE</b>		<b>LEG</b>		<b>LAMINATE FINISH</b>		<b>PAINT FINISH</b>		<b>FREIGHT OPTION</b>		<b>FREIGHT REQUIREMENTS</b>		<b>FABRIC CODE</b>
<p>Please refer to allseating.com for fabric codes.</p>														

INFO  
ASTUTE  
AYLES  
CHIROPFORM  
DOVE  
ENTAIL  
EXCHANGE  
FLUID  
FOSTER  
HALSA  
INERTIA  
JIF  
LI  
LEVO  
M.O.  
MULTI  
PILLOWS  
PRESTO  
RAINBOW  
RAY  
REQUISITE  
THERAPOD  
TUCK  
YOU  
ZIP

# EXCHANGE<sup>®</sup> LINKING TABLES

DESIGN | NICK GILLISSIE GSA SIN | 33721



**BASE PRICE | \$1,075**  
E4L07

**FEATURES**

- Frame/legs 14 guage steel
- High pressure laminate
- Seamless laminate surface
- Base list prices are for seat depth

Code	Grade 1/ COM	Grade 2	Grade 3	Grade 4/ COL	Grade 5	Grade 6	Grade 7	Grade 8	Leather 1	Leather 2	Leather 3
E4L07	\$1,075										
E4L01	\$1,325										
E4A01	\$1,150	\$1,178	\$1,196	\$1,220	\$1,241	\$1,278	\$1,320	\$1,367	\$1,470	\$1,515	\$1,652

**DIMENSIONS**

- COCKTAIL: 18"H x 16"D
- 120 Full Depth: 46"W x 24"D
- 120 Seat Depth: 37"W x 21.5"D
- 24 Full Depth: 23.25"W x 27.25"D
- 24 Seat Depth: 23.25"W x 24.25"D
- Swing Tablet: 8"H x 8"W x 8.5"D

**NOTES**

- Ships knocked down
- Warranted up to 350 lbs.
- This product meets the requirements set forth in ANSI/BIFMA HCF 8.1

SERIES	E4	Exchange Tables	QS	\$
<b>BACK STYLE</b>	<b>L</b>	Linking		-
	<b>A</b>	Accessory (Swing Tablet)		
<b>LEG</b>	<b>07</b>	24" Linking Table (seat depth)		\$1,075
	<b>01</b>	120 Degree Linking Table (seat depth)		\$1,325
	<b>01</b>	Swing Tablet (includes power)		VAR
<b>LAMINATE FINISH</b>	<b>BK</b>	Black		-
	<b>WH</b>	White		-
	<b>FO</b>	Fog		-
	<b>MS</b>	Mist		-
	<b>CL</b>	Clay		-
	<b>NT</b>	Taupe		-
	<b>TA</b>	Taupe		-
	<b>EA</b>	Earth		-
	<b>WW</b>	Washed Wood		-
	<b>WL</b>	Light Wood		-
	<b>WM</b>	Medium Wood		-
	<b>WD</b>	Dark Wood		-
	<b>WS</b>	Slate Wood		-
<b>SHELVING</b>	<b>STN</b>	Shelving Taupe Laminate		\$600
<b>(24" Linking Table, Full Depth Only)</b>	<b>STF</b>	Shelving Fog Laminate		\$600
	<b>STW</b>	Shelving White Laminate		\$600
	<b>STE</b>	Shelving Earth Laminate		\$600
	<b>STC</b>	Shelving Clay Laminate		\$600
<b>PAINT FINISH</b>	<b>MON</b>	Matte Onyx		-
	<b>MSK</b>	Matte Smoke		-
	<b>PON</b>	Onyx		-
	<b>PSK</b>	Smoke		-
	<b>PHZ</b>	Haze		-
	<b>PDU</b>	Dune		-
	<b>PCT</b>	Cotton		-
	<b>PCV</b>	Cove		-
	<b>PSA</b>	Sage		-
	<b>PCO</b>	Carob		-
	<b>PPC</b>	Pacific		-
	<b>PMA</b>	Maize		-
	<b>PCU</b>	Currant		-
	<b>PAU</b>	Autumn		-
	<b>PMI</b>	Midnight		-
	<b>PCR</b>	Crimson		-
<b>POWER</b>	<b>PO</b>	Power Onyx		\$250
	<b>PS</b>	Power Smoke		\$250
	<b>PC</b>	Power Cloud		\$250
<b>DEPTH</b>	<b>SD</b>	Seat Depth (recommended for benches)		-
<b>(Linking Table Only)</b>	<b>FD</b>	Full Depth (recommended for seats with backs)		\$175
<b>FREIGHT OPTIONS</b>	<b>KD</b>	Knocked Down		
<b>FREIGHT REQUIREMENTS</b>	<b>AS</b>	Allseating Standard		-
	<b>GD</b>	Guaranteed Delivery Date and Time [Call for quote]		VAR
	<b>FQ</b>	Special Freight Instructions (Call for Quote)		VAR

**TO ORDER SIMPLY FILL IN THE BLANKS**

- 
  - 
  - 
  - 
  - 
  - 
  - 
  - 
  - 
  - 
  -

**SERIES**    **STYLE**    **LEG**    **LAMINATE FINISH**    **SHELVING**    **PAINT FINISH**    **POWER**    **DEPTH**    **FREIGHT OPTION**    **FREIGHT REQUIREMENTS**    **FABRIC CODE**  
Please refer to allseating.com for fabric codes.

INFO  
ASTUTE  
AYLES  
CHIROPFORM  
DOVE  
ENTAIL  
EXCHANGE  
FLUID  
FOSTER  
HALSA  
INERTIA  
JIF  
LI  
LEVO  
M.O.  
MULTI  
PILLOWS  
PRESTO  
RAINBOW  
RAY  
REQUISITE  
THERAPOD  
TUCK  
YOU  
ZIP



# FLUID<sup>®</sup> TASK

DESIGN | ALLSEATING  
GSA SIN | 33721

**BASE PRICE | \$1,015**  
**81040-NA**

Mesh Seat & Mesh Back	Grade 1/ COM	Grade 2	Grade 3	Grade 4/ COL	Grade 5	Grade 6	Grade 7	Grade 8	Leather 1	Leather 2	Leather 3
\$1,105	\$1,015	\$1,036	\$1,050	\$1,068	\$1,083	\$1,111	\$1,143	\$1,178	\$1,255	\$1,289	\$1,392

## FEATURES

- Polyester co-polymer elastomeric mesh
- 4.25" cylinder
- Black nylon base
- Molded seat foam
- For arm features and travel specifications, see page 16
- Optional height adjustable lumbar: 3" with flexible depth
- Carpet casters

## DIMENSIONS

- Overall [Synchro Tilt]: 40.5"-45"H | 28.5"W | 28.5"D
- Overall [Deluxe Synchro Tilt]: 40.75"-45.25"H | 28.5"W | 28.5"D
- Overall [Deluxe Synchro Tilt (2)]: 40"-44.5" H | 28.5"W | 28.5"D
- Seat [Synchro Tilt]: 16.25" - 20.75"H | 19.5"W | 20"D
- Seat [Deluxe Synchro Tilt (2)]: 17"-21.5"H | 19.5"W | 20"D
- Back: 23.5"H | 19.5"W
- COM: 0.75 yards

## NOTES

- For mesh model code see page 22. Mesh seat will match mesh selection.
- Ships knocked down.
- For BW and FA freight options, minimum quantities apply
- All other features are dependant on the control specified. Please refer to Control Choice on page 8 for full description of available features.
- This product meets the requirements set forth in ANSI/BIFMA X5.1-2011 and is warranted for users up to 350 lbs.
- Dimensions are dependant on options selected. Product can be configured to comply with BIFMA G1-2002 Guidelines.
- \*Composite base and casters will be substituted if these options are selected.
- If requiring a 3" seat slider, one can be specified with the Synchro Tilt (ST 40) mechanism only, please specify with code SE rather than SS

SERIES	81	Fluid	QS	\$
<b>BACK STYLE</b>	<b>0</b>	Midback	•	-
<b>CONTROL</b>	<b>40</b>	Synchro Tilt (ST)	•	-
	<b>12</b>	Deluxe Synchro Tilt (DST)	•	\$146
	<b>18</b>	Synchro Tilt w/back angle (DST2)	•	\$230
<b>ARM</b>	<b>NA</b>	No Arm	•	-
	<b>T2</b>	Task 2 Arm	•	\$105
	<b>4D</b>	4 Dimensional Arm	•	\$125
	<b>MF</b>	Multi-functional Arm (width adjustment incl.) See page 16	•	\$150
	<b>SW</b>	Swivel Arm	•	\$150
	<b>TW</b>	Twister Arm	•	\$174
<b>MESH*</b>	<b>M2</b>	M2 Mesh (not all colors are QS)	•	\$25
(see page 22 for mesh model code)	<b>M3</b>	M3 Mesh	•	-
	<b>M4</b>	M4 Mesh	•	-
<b>SEAT</b>	<b>UPH</b>	Upholstered Seat	•	VAR
<b>OPTIONS</b>	<b>AWK</b>	Adjustable Width Bracket (Knob)	•	\$29
	<b>AWL</b>	Adjustable Width Bracket (Lever)	•	\$39
	<b>HAB</b>	High Profile Aluminum Base w/65mm Casters	•	\$60
	<b>LH</b>	65mm (2.5") Hard Surface Casters	•	\$30
	<b>SS</b>	Seat Slider (Standard 2.5" range)	•	\$79
	<b>LP</b>	Lumbar Plus	•	\$96
	<b>HR</b>	Head Rest	•	\$75
	<b>LS</b>	Low Seat Height with 5" Travel* (N/A with HAB)	•	\$50
<b>FREIGHT OPTIONS</b>	<b>KD</b>	Knocked Down	•	-
	<b>BW</b>	Blanket Wrapped - Fully Assembled [25 Unit Minimum]	•	\$50
	<b>FA</b>	Fully Assembled in Carton [25 Unit Minimum]	•	\$70
<b>FREIGHT REQUIREMENTS</b>	<b>AS</b>	Allseating Standard	•	-
	<b>FQ</b>	Special Freight Instructions (Call for Quote)	•	VAR
	<b>GD</b>	Guaranteed Delivery Date and Time (Call for Quote)	•	VAR

## TO ORDER SIMPLY FILL IN THE BLANKS

81	-	0	-		-		-		-		-		-		-		-	
<b>SERIES</b>		<b>BACK STYLE</b>		<b>CONTROL</b>		<b>ARM</b>		<b>BACK MESH</b>		<b>SEAT MESH/UPH</b>		<b>OPTIONS</b>		<b>FREIGHT OPTION</b>		<b>FREIGHT REQUIREMENTS</b>		<b>FABRIC CODE</b>
										No code required for upholstered seat.		For additional options separate with (-) hyphen.						Please refer to allseating.com for fabric codes.

INFO  
ASTUTE  
AYLES  
CHIROPFORM  
DOVE  
ENTAIL  
EXCHANGE  
FLUID  
FOSTER  
HALSA  
INERTIA  
JIF  
LI  
LEVO  
M.O.  
MULTI  
PILLOWS  
PRESTO  
RAINBOW  
RAY  
REQUISITE  
THERAPOD  
TUCK  
YOU  
ZIP



# FLUID<sup>®</sup> STOOL

DESIGN | ALLSEATING  
GSA SIN | 33721

BASE PRICE   \$1,060											
81019-NA											
Mesh Seat & Mesh Back	Grade 1/ COM	Grade 2	Grade 3	Grade 4/ COL	Grade 5	Grade 6	Grade 7	Grade 8	Leather 1	Leather 2	Leather 3
\$1,150	\$1,060	\$1,081	\$1,095	\$1,113	\$1,128	\$1,156	\$1,188	\$1,223	\$1,300	\$1,334	\$1,437

## FEATURES

- Polyester co-polymer elastomeric mesh
- 8" Cylinder
- Composite base
- Molded Seat Foam
- For arm features and travel specifications, see page 16
- Optional height adjustable lumbar: 3" with flexible depth
- Carpet Casters

## DIMENSIONS

- Overall [8" Basic Stool]: 41.5"-49"H | 28"W | 28"D
- Overall [10" Basic Stool]: 42-52"H | 49.5"-61.5"W | 28"D
- Seat [8" Basic Stool]: 20.5"-30.5"H | 19.5"W | 20"D
- Seat [10" Basic Stool]: 20.5"-30.5"H | 19.5"W | 20"D
- Back: 23.5"H | 19.5"W
- COM Seat: 0.75 yd.

SERIES	81	Fluid	QS	\$
<b>BACK STYLE</b>	<b>0</b>	Midback	•	-
<b>CONTROL</b>	<b>19</b>	Basic Stool (B2)	•	-
<b>ARM</b>	<b>NA</b>	No Arm	•	-
	<b>T2</b>	Task 2 Arm	•	\$105
	<b>4D</b>	4 Dimensional Arm	•	\$125
	<b>MF</b>	Multi-Functional Arm [Width Adjustment Incl.] see page 16	•	\$150
<b>MESH*</b> (see page 22 for mesh model code)	<b>M2</b>	M2 Mesh (not all colors are QS)	•	\$25
	<b>M3</b>	M3 Mesh	•	-
	<b>M4</b>	M4 Mesh	•	-
<b>SEAT</b>	<b>UPH</b>	Upholstered Seat	•	VAR
	<b>MS</b>	Mesh Seat (will match back mesh chosen)	•	\$90
<b>OPTIONS</b>	<b>AWK</b>	Adjustable Width Bracket (Knob)	•	\$29
	<b>AWL</b>	Adjustable Width Brackets (Lever)	•	\$39
	<b>H</b>	Hard Surface Casters	•	\$28
	<b>LP</b>	Lumbar Plus	•	\$96
	<b>10</b>	10" Stool Package	•	\$34
<b>FREIGHT OPTIONS</b>	<b>KD</b>	Knocked Down	•	-
	<b>BW</b>	Blanket Wrapped - Fully Assembled [25 Unit Minimum]		\$50
	<b>FA</b>	Fully Assembled in Carton [25 Unit Minimum]		\$70
<b>FREIGHT REQUIREMENTS</b>	<b>AS</b>	Allseating Standard		-
	<b>FQ</b>	Special Freight Instructions (Call for Quote)		VAR
	<b>GD</b>	Guaranteed Delivery Date and Time (Call for Quote)		VAR

## NOTES

- For mesh model code see page 22. Mesh seat will match mesh selection.
- Ships knocked down.
- For BW and FA freight options, minimum quantities apply
- All other features are dependant on the control specified. Please refer to Control Choice on page 8 for full description of available features.
- This product meets the requirements set forth in ANSI/ BIFMA X5.1-2011 and is warranted for users up to 350 lbs.
- Dimensions are dependant on options selected. Product can be configured to comply with BIFMA G1-2002 Guidelines.

## TO ORDER SIMPLY FILL IN THE BLANKS

81	-	0	-	19	-		-		-		-		-		-			
<b>SERIES</b>		<b>BACK STYLE</b>		<b>CONTROL</b>		<b>ARM</b>		<b>BACK MESH</b>		<b>SEAT MESH/UPH</b> <small>No code required for upholstered seat.</small>		<b>OPTIONS</b> <small>For additional options separate with (-) hyphen.</small>		<b>FREIGHT OPTION</b>		<b>FREIGHT REQUIREMENTS</b>		<b>FABRIC CODE</b> <small>Please refer to allseating.com for fabric codes.</small>

INFO  
ASTUTE  
AYLES  
CHIROPFORM  
DOVE  
ENTAIL  
EXCHANGE  
FLUID  
FOSTER  
HALSA  
INERTIA  
JIF  
LI  
LEVO  
M.O.  
MULTI  
PILLOWS  
PRESTO  
RAINBOW  
RAY  
REQUISITE  
THERAPOD  
TUCK  
YOU  
ZIP



# FLUID® GUEST

DESIGN | ALLSEATING  
GSA SIN | 33721

BASE PRICE   \$379										
81054-NA										
Grade 1/COM	Grade 2	Grade 3	Grade 4/COL	Grade 5	Grade 6	Grade 7	Grade 8	Leather 1	Leather 2	Leather 3
\$379	\$400	\$414	\$432	\$448	\$475	\$507	\$542	\$619	\$653	\$756

## FEATURES

- Polyester co-polymer elastomeric mesh
- Wall-saving designed frame
- Upholstered seat
- Wall-saving designed frame
- Black non-marring glides
- Stacks 5 on the Floor
- Stacks 2 high with casters
- Stack 10 on Dolly (casters cannot go on dolly)

## DIMENSIONS

- Overall No Arm: 32"H | 18"W | 24"D
- Overall with Arm: 32"H | 24"W | 24"D
- Seat: 17.5" | 18"W | 18.5"D
- Back: 14.5"H | 18"W
- COM: 0.75 yd.
- Overall with Arm: 32"H | 24"W | 24"D
- Fully Loaded on Dolly: 66"H | 24"W | 36"D

SERIES	81	Fluid	QS	\$
BACK STYLE	0	Midback	•	-
LEG	54	4 Leg	•	-
ARM	NA	No Arm	•	-
	WA	Fluid Guest Arm	•	\$45
FRAME FINISH	SIL	Silver	•	-
	BK	Black	•	-
	GM	Metallic Gunmetal	•	-
MESH*	M2	M2 Mesh (not all colors are QS)	•	\$25
(see page 22 for mesh model code)	M3	M3 Mesh	•	-
	M4	M4 Mesh	•	-
OPTIONS	CA	Carpet Casters	•	\$45
	TC	Tile Casters	•	\$53
	GBWA	Ganging Brackets with Arms	•	\$35
	GBNA	Ganging Brackets No Arms	•	\$30
	CL	CAL TB133	•	\$90
FREIGHT OPTIONS	FA	Fully Assembled	•	-
	BW	Blanket Wrapped - Fully Assembled [25 Unit Minimum]		\$20
FREIGHT REQUIREMENTS	AS	Allseating Standard		-
	FQ	Special Freight Instructions (Call for Quote)		VAR
	GD	Guaranteed Delivery Date and Time (Call for Quote)		VAR

	Fluid Dolly-10	Please ensure Dolly has separate model/line item with quantities specified	\$340
--	----------------	--	-------

## NOTES

- Ships Fully Assembled.
- For BW freight option, minimum quantities apply
- For orders of less than 2, a cartoning surcharge of \$22 net will be incurred per order.
- This product meets the requirements set forth in ANSI/BIFMA X5.1-2011 and is warranted for users up to 350 lbs.
- Dimensions are dependant on options selected. Product can be configured to comply with BIFMA G1-2002 Guidelines.
- For mesh model code see page 22.

## TO ORDER SIMPLY FILL IN THE BLANKS

81	-	0	-	54	-		-		-		-		-		-		
SERIES		BACK STYLE		LEG		ARM		FRAME FINISH		BACK MESH		OPTIONS		FREIGHT OPTION		FREIGHT REQUIREMENTS	FABRIC CODE
												For additional options separate with (-) hyphen.					Please refer to allseating.com for fabric codes.



# FOSTER® PATIENT

DESIGN | ALLSEATING  
GSA SIN | 71-316

**BASE PRICE | \$1,079**  
**F1110-OA**

A highback chair that balances comfort and durability. Features a steel frame construction, webbed seat suspension and sloped arms to enhance support. A breathable mesh back option can improve circulation and airflow.

Suggested Applications:  
Exam Rooms, Patient Rooms, Resident Rooms.

## FEATURES

- Clean Out Areas
- 16 Gauge Tubular Steel Frame
- Steel Seat Frame
- High Density Seat Foam
- Latex, lead and mercury free
- Flex Back
- Active Seat Suspension
- Wallsaver Frame Design
- Optional Ganging Kit
- Black non-marring polyethylene glides

## DIMENSIONS

- OVERALL: 41"H | 26"W | 24.5"D
- Seat: 18"H | 21"W | 19"D
- Back: 23"H | 26"W
- Arm: 26.3"H
- COM Full: 2.75yards
- COM Seat: 1 yards
- COM Back: 1.75 yards
- COM Closed Arm: 0.75 yards

## PRODUCT WEIGHT

- 94 lbs. | 107 lbs. with Closed Arms.

## NOTES

- Ships knocked down.
- Warranted for users up to 500 lbs/unit.
- When graded in combination upholstery is selected, use the highest grade upholstery selected. Please provide the fabrics specified and a description of where each fabric is to be applied on the product.
- Minimum order quantities apply to Quick Ship program, contact Sales Support for details.

Code	Grade 1/ COM	Grade 2	Grade 3	Grade 4/ COL	Grade 5	Grade 6	Grade 7	Grade 8	Leather 1	Leather 2	Leather 3
F0110-OA	\$1,191	\$1,219	\$1,237	\$1,261	\$1,282	\$1,319	\$1,361	\$1,408	\$1,511	\$1,556	\$1,693
F1110-OA	\$1,079	\$1,156	\$1,206	\$1,272	\$1,329	\$1,431	\$1,547	\$1,676	\$1,958	\$2,083	\$2,460
F0610-OA	\$1,284	\$1,312	\$1,330	\$1,354	\$1,375	\$1,412	\$1,454	\$1,501	\$1,604	\$1,649	\$1,786
F1610-OA	\$1,172	\$1,249	\$1,299	\$1,365	\$1,422	\$1,524	\$1,640	\$1,769	\$2,051	\$2,176	\$2,553
CA	\$242	\$263	\$277	\$295	\$310	\$338	\$370	\$405	\$482	\$516	\$619

SERIES	F0	Patient Mesh	QS	\$
	F1	Patient Upholstered	•	\$
BACK STYLE	1	Highback 41"	•	VAR
	6	Highback 44"		VAR
LEG	10	Single	•	-
ARM	OA	Open Arm	•	-
	CA	Closed Arm		VAR
ARM CAP FINISH	NC	No Cap		-
	TP	Taupe Polyurethane	•	\$70
	GR	Grey Polyurethane	•	\$70
	BK	Black Polyurethane	•	\$70
	HRM	Hard Rock Maple Wood Cap	•	\$120
	RC	Rustic Cherry Wood Cap	•	\$120
FRAME FINISH	CP	Chocolate Pear Wood Cap	•	\$120
	BM	Bronze Matte	•	-
	SVR	Silver	•	-
	MG	Metallic Gunmetal		\$40
BACK MESH (If Applicable)	M2	M2 Mesh (not all colors are QS)	•	\$25
	M3	M3 Mesh	•	-
OPTIONS	DC	2" Cleanout		\$100
	MB	Moisture Barrier (Seat only)		\$85
	CL	CAL TB133 (MESH)		\$90
	CL	CAL TB133 (UPH)		\$105
	GB	Ganging Kit (Set of 2)		\$50
FREIGHT OPTIONS	KD	Knocked Down	•	-
	BW	Blanket Wrapped - Fully Assembled (25 seat minimum)		\$70
FREIGHT REQUIREMENTS	AS	Allseating Standard		-
	FQ	Special Freight Instructions (Call for Quote)		VAR
	GD	Guaranteed Delivery Date and Time (Call for Quote)		VAR

## TO ORDER SIMPLY FILL IN THE BLANKS

<input type="text"/>	-	<input type="text"/>	-	<input type="text" value="10"/>	-	<input type="text"/>	-	<input type="text"/>	-	<input type="text"/>	-	<input type="text"/>	-	<input type="text"/>	-	<input type="text"/>	-	<input type="text"/>	-	<input type="text"/>
SERIES		BACK STYLE		LEG		ARM		ARM CAP FINISH		FRAME FINISH		BACK MESH - OPTIONS For additional options separate with (-) hyphen.		FREIGHT OPTION		FREIGHT REQUIREMENTS		FABRIC CODE - SEAT Please refer to allseating.com for fabric codes.		FABRIC CODE - BACK & CLOSED ARM

INFO  
ASTUTE  
AYLES  
CHIROPYOM  
DOVE  
ENTAIL  
EXCHANGE  
FLUID  
FOSTER  
HALSA  
INERTIA  
JIF  
LI  
LEVO  
M.O.  
MULTI  
PILLOWS  
PRESTO  
RAINBOW  
RAY  
REQUISITE  
THERAPOD  
TUCK  
YOU  
ZIP



# FOSTER® PATIENT WIDE

DESIGN | ALLSEATING  
GSA SIN | 71-316

## FEATURES

- Clean Out Areas
- 16 Gauge Tubular Steel Frame
- Steel Seat Frame
- High Density Seat Foam
- Latex, lead and mercury free
- Flex Back
- Active Seat Suspension
- Wallsaver Frame Design
- Optional Ganging Kit
- Black non-marring polyethylene glides

## DIMENSIONS

- OVERALL: 41"H | 29"W | 24.5"D
- Seat: 18"H | 24"W | 19"D
- Back: 22.5"H | 29"W
- Arm: 26.3"H
- COM Full: 2.75yards
- COM Seat: 1 yard
- COM Back: 1.75 yards
- COM Closed Arm: 0.75 yard

## PRODUCT WEIGHT

- 94 lbs. | 107 lbs. with Closed Arms.

## NOTES

- Ships knocked down.
- Warranted for users up to 750 lbs/unit.
- When graded in combination upholstery is selected, use the highest grade upholstery selected. Please provide the fabrics specified and a description of where each fabric is to be applied on the product.
- Minimum order quantities apply to Quick Ship program, contact Sales Support for details.

<b>BASE PRICE   \$1,151</b>		A wider version of our patient chair with a breathable mesh back option. Features a steel frame construction, webbed seat suspension and sloped arms to enhance comfort. Seat width is 24" between the arms.									
<b>F1310-OA</b>		Suggested Applications: Exam Rooms, Patient Rooms, Resident Rooms.									
Code	Grade 1/COM	Grade 2	Grade 3	Grade 4/COL	Grade 5	Grade 6	Grade 7	Grade 8	Leather 1	Leather 2	Leather 3
F0310-OA	\$1,263	\$1,291	\$1,309	\$1,333	\$1,354	\$1,391	\$1,433	\$1,480	\$1,583	\$1,628	\$1,765
F1310-OA	\$1,151	\$1,228	\$1,278	\$1,344	\$1,401	\$1,503	\$1,619	\$1,748	\$2,030	\$2,155	\$2,532
F0710-OA	\$1,335	\$1,363	\$1,381	\$1,405	\$1,426	\$1,463	\$1,505	\$1,552	\$1,655	\$1,700	\$1,837
F1710-OA	\$1,223	\$1,300	\$1,350	\$1,416	\$1,473	\$1,575	\$1,691	\$1,820	\$2,102	\$2,227	\$2,604
CA	\$242	\$263	\$277	\$295	\$310	\$338	\$370	\$405	\$482	\$516	\$619

SERIES	FO	Patient Mesh	QS	\$
	F1	Patient Upholstered		\$
BACK STYLE	3	Highback Wide 41"		VAR
	7	Highback Wide 44"		VAR
LEG	10	Single		-
ARM	OA	Open Arm		-
	CA	Closed Arm		VAR
ARM CAP FINISH	NC	No Cap		-
	TP	Taupe Polyurethane		\$70
	GR	Grey Polyurethane		\$70
	BK	Black Polyurethane		\$70
	HRM	Hard Rock Maple Wood Cap		\$120
	RC	Rustic Cherry Wood Cap		\$120
FRAME FINISH	CP	Chocolate Pear Wood Cap		\$120
	BM	Bronze Matte		-
	SVR	Silver		-
	MG	Metallic Gunmetal		\$40
BACK MESH (If Applicable)	M2	M2 Mesh		\$25
	M3	M3 Mesh		-
	DC	2" cleanout		\$100
OPTIONS	MB	Moisture Barrier (Seat only)		\$85
	CL	CAL TB133 (MESH)		\$90
	CL	CAL TB133 (UPH)		\$105
	GB	Ganging Kit (Set of 2)		\$50
	FD	Knocked Down		-
FREIGHT OPTIONS	BW	Blanket Wrapped - Fully Assembled (25 seat minimum)		\$70
	AS	Allseating Standard		-
FREIGHT REQUIREMENTS	FQ	Special Freight Instructions (Call for Quote)		VAR
	GD	Guaranteed Delivery Date and Time (Call for Quote)		VAR

## TO ORDER SIMPLY FILL IN THE BLANKS

<input type="text"/>	-	<input type="text"/>	-	<input type="text" value="10"/>	-	<input type="text"/>	-	<input type="text"/>	-	<input type="text"/>	-	<input type="text"/>	-	<input type="text"/>	-	<input type="text"/>	-	<input type="text"/>	
SERIES		BACK STYLE		LEG		ARM		ARM CAP FINISH		FRAME FINISH		BACK MESH - OPTIONS For additional options separate with (-) hyphen.		FREIGHT OPTION		FREIGHT REQUIREMENTS		FABRIC CODE - SEAT Please refer to allseating.com for fabric codes.	FABRIC CODE - BACK & CLOSED ARM

INFO  
ASTUTE  
AYLES  
CHIROPOM  
DOVE  
ENTAIL  
EXCHANGE  
FLUID  
FOSTER  
HALSA  
INERTIA  
JIF  
LI  
LEVO  
M.O.  
MULTI  
PILLOWS  
PRESTO  
RAINBOW  
RAY  
REQUISITE  
THERAPOD  
TUCK  
YOU  
ZIP





# FOSTER® PATIENT PLUS

DESIGN | ALLSEATING  
GSA SIN | 71-316

## BASE PRICE | \$1,244 F1510-OA

A plus version of our patient chair with a breathable mesh back option. Features a steel frame construction, webbed seat suspension and sloped arms to enhance comfort. Seat width is 30" between the arms and supports up to 750lbs.

Suggested Applications: Waiting Areas, Dining Room, Exam Rooms, Patient Rooms, Guest Seating, Resident Rooms.

Code	Grade 1/COM	Grade 2	Grade 3	Grade 4/COL	Grade 5	Grade 6	Grade 7	Grade 8	Leather 1	Leather 2	Leather 3
F0510-OA	\$1,355	\$1,383	\$1,401	\$1,425	\$1,446	\$1,483	\$1,525	\$1,572	\$1,675	\$1,720	\$1,857
F1510-OA	\$1,244	\$1,321	\$1,371	\$1,437	\$1,494	\$1,596	\$1,712	\$1,841	\$2,123	\$2,248	\$2,625
F0810-OA	\$1,561	\$1,589	\$1,607	\$1,631	\$1,652	\$1,689	\$1,731	\$1,778	\$1,881	\$1,926	\$2,063
F1810-OA	\$1,449	\$1,526	\$1,576	\$1,642	\$1,699	\$1,801	\$1,917	\$2,046	\$2,328	\$2,453	\$2,830
CA	\$242	\$263	\$277	\$295	\$310	\$338	\$370	\$405	\$482	\$516	\$619

### FEATURES

- Clean Out Areas
- 16 Gauge Tubular Steel Frame
- Steel Seat Frame
- High Density Seat Foam
- Latex, lead and mercury free
- Flex Back
- Active Seat Suspension
- Wallsaver Frame Design
- Optional Ganging Kit
- Black non-marring polyethylene glides

### DIMENSIONS

- OVERALL: 41"H | 35"W | 24.75"D
- Seat: 18"H | 30"W | 19"D
- Back: 23"H | 35"W
- Arm: 26.3"H
- COM Full: 2.75yards
- COM Seat: 1 yards
- COM Back: 1.75 yards
- COM Closed Arm: 0.75 yards

### PRODUCT WEIGHT

- 94 lbs. | 107 lbs. with Closed Arms.

### NOTES

- Ships knocked down.
- Warranted for users up to 750 lbs/unit.
- When graded in combination upholstery is selected, use the highest grade upholstery selected. Please provide the fabrics specified and a description of where each fabric is to be applied on the product.
- Minimum order quantities apply to Quick Ship program, contact Sales Support for details.

SERIES	F0	Patient Mesh	QS	\$
	F1	Patient Upholstered		\$
BACK STYLE	5	Highback Plus 41"		VAR
	8	Highback Plus 44"		VAR
LEG	10	Single		-
ARM	OA	Open Arm		-
	CA	Closed Arm		VAR
ARM CAP FINISH	NC	No Cap		-
	TP	Taupe Polyurethane		\$70
	GR	Grey Polyurethane		\$70
	BK	Black Polyurethane		\$70
	HRM	Hard Rock Maple Wood Cap		\$120
	RC	Rustic Cherry Wood Cap		\$120
FRAME FINISH	CP	Chocolate Pear Wood Cap		\$120
	BM	Bronze Matte		-
	SVR	Silver		-
BACK MESH (If Applicable)	MG	Metallic Gunmetal		\$40
	M2	M2 Mesh		\$25
	M3	M3 Mesh		-
OPTIONS	DC	2" cleanout		\$100
	MB	Moisture Barrier (Seat only)		\$85
	CL	CAL TB133 (MESH)		\$90
	CL	CAL TB133 (UPH)		\$105
	GB	Ganging Kit (Set of 2)		\$50
	FREIGHT OPTIONS	KD	Knocked Down	
FREIGHT REQUIREMENTS	BW	Blanket Wrapped - Fully Assembled (25 seat minimum)		\$70
	AS	Allseating Standard		-
	FQ	Special Freight Instructions (Call for Quote)		VAR
	GD	Guaranteed Delivery Date and Time (Call for Quote)		VAR

### TO ORDER SIMPLY FILL IN THE BLANKS

<input type="text"/>	-	<input type="text"/>	-	10	-	<input type="text"/>	-	<input type="text"/>	-	<input type="text"/>	-	<input type="text"/>	-	<input type="text"/>	-	<input type="text"/>				
SERIES		BACK STYLE		LEG		ARM		ARM CAP FINISH		FRAME FINISH		BACK MESH - OPTIONS For additional options separate with (-) hyphen.		FREIGHT OPTION		FREIGHT REQUIREMENTS		FABRIC CODE - SEAT Please refer to allseating.com for fabric codes.		FABRIC CODE - BACK & CLOSED ARM

INFO  
ASTUTE  
AYLES  
CHIROPY  
DOVE  
ENTAIL  
EXCHANGE  
FLUID  
FOSTER  
HALSA  
INERTIA  
JIF  
LI  
LEVO  
M.O.  
MULTI  
PILLOWS  
PRESTO  
RAINBOW  
RAY  
REQUISITE  
THERAPOD  
TUCK  
YOU  
ZIP

# FOSTER® OTTOMAN

DESIGN | ALLSEATING  
GSA SIN: 339113H



<b>BASE PRICE   \$540</b>		A complementary ottoman offers a supportive spot to rest your feet.									
<b>F3X44</b>											
Code	Grade 1/COM	Grade 2	Grade 3	Grade 4/COL	Grade 5	Grade 6	Grade 7	Grade 8	Leather 1	Leather 2	Leather 3
F3X44	\$540	\$561	\$575	\$593	\$608	\$636	\$668	\$703	\$780	\$814	\$917

## FEATURES

- 16 Gauge Tubular Steel Frame
- Multi Layered High Density Seat Foam
- Latex, lead and mercury free
- Black non-marring polyethylene glides

## DIMENSIONS

- OVERALL: 13"H | 20"W | 14"D
- COM Seat: 0.75 yard

## PRODUCT WEIGHT

- 12 lbs.

SERIES	F3	Bench	QS	\$
BACK STYLE	X	No Back		-
LEG	44	Ottoman		-
FRAME FINISH	BM	Bronze Matte		-
	SVR	Silver		-
	MG	Metallic Gunmetal		\$40
OPTIONS	MB	Moisture Barrier (Seat only)		\$85
	CL	CAL TB133		\$90
FREIGHT OPTIONS	FA	Fully Assembled		-
	BW	Blanket Wrapped - Fully Assembled (25 seat minimum)		\$70
FREIGHT REQUIREMENTS	AS	Allseating Standard		-
	FQ	Special Freight Instructions (Call for Quote)		VAR
	GD	Guaranteed Delivery Date and Time (Call for Quote)		VAR

## NOTES

- Warranted for users up to 350 lbs/seat.

## TO ORDER SIMPLY FILL IN THE BLANKS

<b>F3</b>	-	<b>X</b>	-	<b>44</b>	-		-		-		-		-	
<b>SERIES</b>		<b>BACK STYLE</b>		<b>LEG</b>		<b>FRAME FINISH</b>		<b>BACK MESH - OPTIONS</b> For additional options separate with (-) hyphen.		<b>FREIGHT OPTION</b>		<b>FREIGHT REQUIREMENTS</b>		<b>FABRIC CODE - SEAT</b> Please refer to allseating.com for fabric codes.
														<b>FABRIC CODE - BACK &amp; CLOSED ARM</b>



# FOSTER® SLED

DESIGN | ALLSEATING  
GSA SIN | 71-316

## BASE PRICE | \$1,374 F1111-OA

Our highly supportive patient chair with a sled base for increased flex in the back. Features a steel frame construction, webbed seat suspension and sloped arms to enhance support. Comes with a lightweight, breathable mesh back option to enhance circulation.

Suggested Applications:  
Exam Rooms, Patient Rooms, Resident Rooms.

### FEATURES

- Clean Out Areas
- Tubular Steel Frame
- Steel Seat Frame
- High Density Seat Foam
- Latex, lead and mercury free
- Flex Back
- Active Seat Suspension
- Anti-Tip Glides
- Optional Ganging Kit
- Black non-marring nylon glides

### DIMENSIONS

- OVERALL: 41"H | 26"W | 24"D
- Seat: 18"H | 21"W | 19"D
- Back: 23"H | 26"W
- Arm: 26.5"H
- COM Full: 2.75yards
- COM Seat: 1 yards
- COM Back: 1.75 yards
- COM Closed Arm: 0.75 yards

### PRODUCT WEIGHT

- 94 lbs. | 107 lbs. with Closed Arms.

### NOTES

- Ships knocked down.
- Warranted for users up to 500 lbs/unit.
- When graded in combination upholstery is selected, use the highest grade upholstery selected. Please provide the fabrics specified and a description of where each fabric is to be applied on the product.
- Minimum order quantities apply to Quick Ship program, contact Sales Support for details.

Code	Grade 1/COM	Grade 2	Grade 3	Grade 4/COL	Grade 5	Grade 6	Grade 7	Grade 8	Leather 1	Leather 2	Leather 3
F0111-OA	\$1,486	\$1,514	\$1,532	\$1,556	\$1,577	\$1,614	\$1,656	\$1,703	\$1,806	\$1,851	\$1,988
F1111-OA	\$1,374	\$1,451	\$1,501	\$1,567	\$1,624	\$1,726	\$1,842	\$1,971	\$2,253	\$2,378	\$2,755
F0611-OA	\$1,579	\$1,607	\$1,625	\$1,649	\$1,670	\$1,707	\$1,749	\$1,796	\$1,899	\$1,944	\$2,081
F1611-OA	\$1,467	\$1,544	\$1,594	\$1,660	\$1,717	\$1,819	\$1,935	\$2,064	\$2,346	\$2,471	\$2,848
CA	\$242	\$263	\$277	\$295	\$310	\$338	\$370	\$405	\$482	\$516	\$619

SERIES	FO	Patient Mesh	QS	\$
	F1	Patient Upholstered		\$
BACK STYLE	1	Highback 41"		VAR
	6	Highback 44"		VAR
LEG	11	Sled Metal		-
ARM A27	OA	Open Arm		-
	CA	Closed Arm		VAR
ARM CAP FINISH	TP	Taupe Polyurethane		-
	GR	Grey Polyurethane		-
	BK	Black Polyurethane		-
	HRM	Hard Rock Maple Wood Cap		\$120
	RC	Rustic Cherry Wood Cap		\$120
FRAME FINISH	CP	Chocolate Pear Wood Cap		\$120
	BM	Bronze Matte		-
	SVR	Silver		-
BACK MESH (If Applicable)	MG	Metallic Gunmetal		\$40
	M2	M2 Mesh		\$25
	M3	M3 Mesh		-
	DC	2" cleanout		\$100
OPTIONS	MB	Moisture Barrier (Seat only)		\$85
	CL	CAL TB133 (MESH)		\$90
	CL	CAL TB133 (UPH)		\$105
	GB	Ganging Kit (Set of 2)		\$50
FREIGHT OPTIONS	KD	Knocked Down		-
	BW	Blanket Wrapped - Fully Assembled (25 seat minimum)		\$70
FREIGHT REQUIREMENTS	AS	Allseating Standard		-
	FQ	Special Freight Instructions (Call for Quote)		VAR
	GD	Guaranteed Delivery Date and Time (Call for Quote)		VAR

### TO ORDER SIMPLY FILL IN THE BLANKS

<input type="text"/>	-	<input type="text"/>	-	<input type="text" value="11"/>	-	<input type="text"/>	-	<input type="text"/>	-	<input type="text"/>	-	<input type="text"/>	-	<input type="text"/>	-	<input type="text"/>				
SERIES		BACK STYLE		LEG		ARM		ARM CAP FINISH		FRAME FINISH		BACK MESH - OPTIONS		FREIGHT OPTION		FREIGHT REQUIREMENTS		FABRIC CODE - SEAT		FABRIC CODE - BACK & CLOSED ARM

For additional options separate with (-) hyphen. Please refer to allseating.com for fabric codes.



# FOSTER® ROCKER

DESIGN | ALLSEATING  
GSA SIN | 71-316

## BASE PRICE | \$1,374 F1112-OA

Our highly supportive patient chair with a rocker base inspires a calming motion and relaxing effect. Features a steel frame construction, webbed seat suspension and sloped arms to enhance support.

Suggested Applications:  
Exam Rooms, Patient Rooms, Resident Rooms.

### FEATURES

- Clean Out Areas
- 16 Gauge Tubular Steel Frame
- Steel Seat Frame
- High Density Seat Foam
- Latex, lead and mercury free
- Flex Back
- Active Seat Suspension
- Clear polyurethane rail guard

### DIMENSIONS

- OVERALL: 41"H | 26"W | 30"D
- Seat: 18"H | 21"W | 19"D
- Back: 23"H | 26"W
- Arm: 25.9"H
- COM Full: 2.75yards
- COM Seat: 1 yards
- COM Back: 1.75 yards
- COM Closed Arm: 0.75 yards

### PRODUCT WEIGHT

- 94 lbs. | 107 lbs. with Closed Arms.

### NOTES

- Ships knocked down.
- Warranted for users up to 500 lbs/unit.
- When graded in combination upholstery is selected, use the highest grade upholstery selected. Please provide the fabrics specified and a description of where each fabric is to be applied on the product.
- Minimum order quantities apply to Quick Ship program, contact Sales Support for details.

Code	Grade 1/COM	Grade 2	Grade 3	Grade 4/COL	Grade 5	Grade 6	Grade 7	Grade 8	Leather 1	Leather 2	Leather 3
F0112-OA	\$1,486	\$1,514	\$1,532	\$1,556	\$1,577	\$1,614	\$1,656	\$1,703	\$1,806	\$1,851	\$1,988
F1112-OA	\$1,374	\$1,451	\$1,501	\$1,567	\$1,624	\$1,726	\$1,842	\$1,971	\$2,253	\$2,378	\$2,755
F0612-OA	\$1,579	\$1,607	\$1,625	\$1,649	\$1,670	\$1,707	\$1,749	\$1,796	\$1,899	\$1,944	\$2,081
F1612-OA	\$1,467	\$1,544	\$1,594	\$1,660	\$1,717	\$1,819	\$1,935	\$2,064	\$2,346	\$2,471	\$2,848
CA	\$242	\$263	\$277	\$295	\$310	\$338	\$370	\$405	\$482	\$516	\$619

SERIES	F0	Patient Mesh	QS	\$
	F1	Patient Upholstered		\$
BACK STYLE	1	Highback 41"		VAR
	6	Highback 44"		VAR
LEG	12	Rocker Metal		-
ARM	OA	Open Arm		-
	CA	Closed Arm		VAR
ARM CAP FINISH	TP	Taupe Polyurethane		-
	GR	Grey Polyurethane		-
	BK	Black Polyurethane		-
	HRM	Hard Rock Maple Wood Cap		\$120
	RC	Rustic Cherry Wood Cap		\$120
FRAME FINISH	CP	Chocolate Pear Wood Cap		\$120
	BM	Bronze Matte		-
	SVR	Silver		-
BACK MESH (If Applicable)	MG	Metallic Gunmetal		\$40
	M2	M2 Mesh		\$25
	M3	M3 Mesh		-
OPTIONS	DC	2" cleanout		\$100
	MB	Moisture Barrier (Seat only)		\$85
	CL	CAL TB133 (MESH)		\$90
	CL	CAL TB133 (UPH)		\$105
FREIGHT OPTIONS	KD	Knocked Down		-
	BW	Blanket Wrapped - Fully Assembled (25 seat minimum)		\$70
FREIGHT REQUIREMENTS	AS	Allseating Standard		-
	FQ	Special Freight Instructions (Call for Quote)		VAR
	GD	Guaranteed Delivery Date and Time (Call for Quote)		VAR

### TO ORDER SIMPLY FILL IN THE BLANKS

<input type="text"/>	-	<input type="text"/>	-	12	-	<input type="text"/>	-	<input type="text"/>	-	<input type="text"/>	-	<input type="text"/>	-	<input type="text"/>	-	<input type="text"/>				
SERIES		BACK STYLE		LEG		ARM		ARM CAP FINISH		FRAME FINISH		BACK MESH - OPTIONS For additional options separate with (-) hyphen.		FREIGHT OPTION		FREIGHT REQUIREMENTS		FABRIC CODE - SEAT Please refer to allseating.com for fabric codes.		FABRIC CODE - BACK & CLOSED ARM

INFO  
ASTUTE  
AYLES  
CHIROPYHM  
DOVE  
ENTAIL  
EXCHANGE  
FLUID  
FOSTER  
HALSA  
INERTIA  
JIF  
LI  
LEVO  
M.O.  
MULTI  
PILLOWS  
PRESTO  
RAINBOW  
RAY  
REQUISITE  
THERAPOD  
TUCK  
YOU  
ZIP



# FOSTER® HIP CHAIR

DESIGN | ALLSEATING  
GSA SIN | 71-316

<b>BASE PRICE   \$1,374</b>		Description: Our highly supportive patient chair at an easy-access height to minimize risk of injury. Features a steel frame construction, webbed seat suspension and sloped arms to enhance support. Comes with a lightweight, breathable mesh back option to enhance circulation.									
<b>F1013-OA</b>		Suggested Applications: Exam Rooms, Patient Rooms, Resident Rooms.									
Code	Grade 1/COM	Grade 2	Grade 3	Grade 4/COL	Grade 5	Grade 6	Grade 7	Grade 8	Leather 1	Leather 2	Leather 3
F0013-OA	\$1,486	\$1,514	\$1,532	\$1,556	\$1,577	\$1,614	\$1,656	\$1,703	\$1,806	\$1,851	\$1,988
F1013-OA	\$1,374	\$1,451	\$1,501	\$1,567	\$1,624	\$1,726	\$1,842	\$1,971	\$2,253	\$2,378	\$2,755
CA	\$242	\$263	\$277	\$295	\$310	\$338	\$370	\$405	\$482	\$516	\$619

## FEATURES

- Clean Out Areas
- 16 Gauge Tubular Steel Frame
- Steel Seat Frame
- Latex, lead and mercury free
- Flex Back
- Active Seat Suspension
- Black non-marring polyethylene glides
- Non-slip surface on foot rail
- High Density Seat Foam

## DIMENSIONS

- OVERALL: 41"H | 26"W | 24"D
- Seat: 24"H | 21"W | 19"D
- Back: 17"H | 26"W
- Arm: 32.3"H
- COM Full: 2.75yards
- COM Seat: 1 yards
- COM Back: 1.75 yards
- COM Closed Arm: 0.75 yards

## PRODUCT WEIGHT

- 45 lbs. | 52 lbs. with Closed Arms.

SERIES	FO	Patient Mesh	QS	\$
	F1	Patient Upholstered		\$
<b>BACK STYLE</b>	0	Midback		VAR
<b>LEG</b>	13	Hip Chair		-
<b>ARM</b>	OA	Open Arm		-
	CA	Closed Arm		VAR
<b>ARM CAP FINISH</b>	TP	Taupe Polyurethane		-
	GR	Grey Polyurethane		-
	BK	Black Polyurethane		-
	HRM	Hard Rock Maple Wood Cap		\$120
	RC	Rustic Cherry Wood Cap		\$120
	CP	Chocolate Pear Wood Cap		\$120
<b>FRAME FINISH</b>	BM	Bronze Matte		-
	SVR	Silver		-
	MG	Metallic Gunmetal		\$40
<b>BACK MESH (If Applicable)</b>	M2	M2 Mesh		\$25
	M3	M3 Mesh		-
<b>OPTIONS</b>	DC	2" cleanout		\$100
	MB	Moisture Barrier (Seat only)		\$85
	CL	CAL TB133 (MESH)		\$90
	CL	CAL TB133 (UPH)		\$105
<b>FREIGHT OPTIONS</b>	KD	Knocked Down		-
	BW	Blanket Wrapped - Fully Assembled (25 seat minimum)		\$70
<b>FREIGHT REQUIREMENTS</b>	AS	Allseating Standard		-
	FQ	Special Freight Instructions (Call for Quote)		VAR
	GD	Guaranteed Delivery Date and Time (Call for Quote)		VAR

## NOTES

- Ships knocked down.
- 45 lbs. | 52 lbs. with Closed Arms.
- Warranted for users up to 500 lbs.
- When graded in combination upholstery is selected, use the highest grade upholstery selected. Please provide the fabrics specified and a description of where each fabric is to be applied on the product.
- This product meets the requirements set forth in ANSI/BIFMA HCF8.1.

## TO ORDER SIMPLY FILL IN THE BLANKS

<input type="text" value="0"/>	<input type="text" value="13"/>	<input type="text"/>	<input type="text"/>	<input type="text"/>	<input type="text"/>	<input type="text"/>	<input type="text"/>	<input type="text"/>	<input type="text"/>	<input type="text"/>
<b>SERIES</b>	<b>BACK STYLE</b>	<b>LEG</b>	<b>ARM</b>	<b>ARM CAP FINISH</b>	<b>FRAME FINISH</b>	<b>BACK MESH - OPTIONS</b> For additional options separate with (-) hyphen.	<b>FREIGHT OPTION</b>	<b>FREIGHT REQUIREMENTS</b>	<b>FABRIC CODE - SEAT</b> Please refer to allseating.com for fabric codes.	<b>FABRIC CODE - BACK &amp; CLOSED ARM</b>

INFO  
ASTUTE  
AYLES  
CHIROPOM  
DONE  
ENTAIL  
EXCHANGE  
FLUID  
FOSTER  
HALSA  
INERTIA  
JIF  
LI  
LEVO  
M.O.  
MULTI  
PILLOWS  
PRESTO  
RAINBOW  
RAY  
REQUISITE  
THERAPOD  
TUCK  
YOU  
ZIP



# FOSTER® GUEST

DESIGN | ALLSEATING  
GSA SIN | 33721

## BASE PRICE | \$1,060 F1010-OA

Description: No one likes to wait, but with its webbed seat suspension, and sturdy steel construction, Foster Guest seating makes waiting more comfortable.

Suggested Applications:  
Lobbies, Dining Rooms, Exam Rooms, Resident Rooms.

Code	Grade 1/ COM	Grade 2	Grade 3	Grade 4/ COL	Grade 5	Grade 6	Grade 7	Grade 8	Leather 1	Leather 2	Leather 3
F0010-OA	\$1,163	\$1,191	\$1,209	\$1,233	\$1,254	\$1,291	\$1,333	\$1,380	\$1,483	\$1,528	\$1,665
F1010-OA	\$1,060	\$1,130	\$1,175	\$1,235	\$1,288	\$1,380	\$1,485	\$1,603	\$1,859	\$1,973	\$2,315
CA	\$242	\$263	\$277	\$295	\$310	\$338	\$370	\$405	\$482	\$516	\$619

### FEATURES

- Clean Out Areas
- 16 Gauge Tubular Steel Frame
- Steel Seat Frame
- High Density Seat Foam
- Latex, lead and mercury free
- Flex Back
- Active Seat Suspension
- Wallsaver Frame Design
- Optional Ganging Kit
- Black non-marring polyethylene glides

### DIMENSIONS

- OVERALL: 35"H | 26"W | 24.5"D
- Seat: 18"H | 21"W | 19"D
- Back: 17"H | 26"W
- Arm: 26.25"H
- COM Full: 2.5yards
- COM Seat: 1 yards
- COM Back: 1.5 yards
- COM Closed Arm: 0.75 yards

### PRODUCT WEIGHT

- 38 lbs. | 44 lbs. with Closed Arms.

### NOTES

- Ships knocked down.
- Warranted for users up to 500 lbs.
- When graded in combination upholstery is selected, use the highest grade upholstery selected. Please provide the fabrics specified and a description of where each fabric is to be applied on the product.
- This product meets the requirements set forth in ANSI/BIFMA HCF8.1.
- Minimum order quantities apply to Quick Ship program, contact Sales Support for details.

SERIES	FO	Guest Mesh	QS	\$
	F1	Guest Upholstered	•	VAR
BACK STYLE	0	Midback	•	VAR
LEG	10	Single	•	-
ARM	OA	Open Arm	•	-
	CA	Closed Arm		VAR
ARM CAP FINISH	NC	No Cap		-
	TP	Taupe Polyurethane	•	\$70
	GR	Grey Polyurethane	•	\$70
	BK	Black Polyurethane	•	\$70
	HRM	Hard Rock Maple Wood Cap	•	\$120
	RC	Rustic Cherry Wood Cap	•	\$120
	CP	Chocolate Pear Wood Cap	•	\$120
FRAME FINISH	BM	Bronze Matte	•	-
	SVR	Silver	•	-
	MG	Metallic Gunmetal		\$40
BACK MESH (If Applicable)	M2	M2 Mesh (not all colors are QS)	•	\$25
	M3	M3 Mesh	•	-
OPTIONS	DC	2" Cleanout		\$100
	MB	Moisture Barrier (Seat only)		\$85
	CL	CAL TB133 (MESH)		\$90
	CL	CAL TB133 (UPH)		\$105
	GB	Ganging Kit (Set of 2)		\$50
	TL	Tablet Left		\$695
	TR	Tablet Right		\$695
FREIGHT OPTIONS	KD	Knocked Down	•	-
	BW	Blanket Wrapped - Fully Assembled (25 seat minimum)		\$70
FREIGHT REQUIREMENTS	AS	Allseating Standard		-
	FQ	Special Freight Instructions (Call for Quote)		VAR
	GD	Guaranteed Delivery Date and Time (Call for Quote)		VAR

### TO ORDER SIMPLY FILL IN THE BLANKS

	0	10									
<b>SERIES</b>	<b>BACK STYLE</b>	<b>LEG</b>	<b>ARM</b>	<b>ARM CAP FINISH</b>	<b>FRAME FINISH</b>	<b>BACK MESH - OPTIONS</b> For additional options separate with (-) hyphen.	<b>FREIGHT OPTION</b>	<b>FREIGHT REQUIREMENTS</b>	<b>FABRIC CODE - SEAT</b> Please refer to allseating.com for fabric codes.	<b>FABRIC CODE - BACK &amp; CLOSED ARM</b>	

INFO  
ASTUTE  
AYLES  
CHIROPFORM  
DOVE  
ENTAIL  
EXCHANGE  
FLUID  
FOSTER  
HALSA  
INERTIA  
JIF  
LI  
LEVO  
M.O.  
MULTI  
PILLOWS  
PRESTO  
RAINBOW  
RAY  
REQUISITE  
THERAPOD  
TUCK  
YOU  
ZIP



# FOSTER® GUEST WIDE

DESIGN | ALLSEATING  
GSA SIN | 33721

**BASE PRICE | \$1,072**  
**F1210-OA**

A wider version of our welcoming guest chair. Features a steel frame construction and webbed seat suspension to make waiting more comfortable. Measures 24" between the arms.

Suggested Applications:  
Lobbies, Dining Rooms, Exam Rooms, Resident Rooms.

Code	Grade 1/COM	Grade 2	Grade 3	Grade 4/COL	Grade 5	Grade 6	Grade 7	Grade 8	Leather 1	Leather 2	Leather 3
F0210-OA	\$1,175	\$1,203	\$1,221	\$1,245	\$1,266	\$1,303	\$1,345	\$1,392	\$1,495	\$1,540	\$1,677
F1210-OA	\$1,072	\$1,142	\$1,187	\$1,247	\$1,300	\$1,392	\$1,497	\$1,615	\$1,871	\$1,985	\$2,327
CA	\$242	\$263	\$277	\$295	\$310	\$338	\$370	\$405	\$482	\$516	\$619

## FEATURES

- Clean Out Areas
- 16 Gauge Tubular Steel Frame
- Steel Seat Frame
- High Density Seat Foam
- Latex, lead and mercury free
- Flex Back
- Active Seat Suspension
- Wallsaver Frame Design
- Optional Ganging Kit
- Black non-marring polyethylene glides

## DIMENSIONS

- OVERALL: 35"H | 29"W | 24.5"D
- Seat: 18"H | 24"W | 19"D
- Back: 17"H | 29"W
- Arm: 26.3"H
- COM Full: 2.5yards
- COM Seat: 1 yards
- COM Back: 1.5 yards
- COM Closed Arm: 0.75 yards

## PRODUCT WEIGHT

- 40 lbs. | 46 lbs. with Closed Arms.

## NOTES

- Ships knocked down.
- Warranted for users up to 500 lbs.
- When graded in combination upholstery is selected, use the highest grade upholstery selected. Please provide the fabrics specified and a description of where each fabric is to be applied on the product.
- This product meets the requirements set forth in ANSI/BIFMA HCF8.1.
- Minimum order quantities apply to Quick Ship program, contact Sales Support for details.

<b>SERIES</b>	<b>F0</b>	Guest Mesh	<b>QS</b>	<b>\$</b>
	<b>F1</b>	Guest Upholstered	•	-
<b>BACK STYLE</b>	<b>2</b>	Midback Wide	•	VAR
<b>LEG</b>	<b>10</b>	Single	•	-
<b>ARM</b>	<b>OA</b>	Open Arm	•	-
	<b>CA</b>	Closed Arm		VAR
<b>ARM CAP FINISH</b>	<b>NC</b>	No Cap		-
	<b>TP</b>	Taupe Polyurethane	•	\$70
	<b>GR</b>	Grey Polyurethane	•	\$70
	<b>BK</b>	Black Polyurethane	•	\$70
	<b>HRM</b>	Hard Rock Maple Wood Cap	•	\$120
	<b>RC</b>	Rustic Cherry Wood Cap	•	\$120
	<b>CP</b>	Chocolate Pear Wood Cap	•	\$120
<b>FRAME FINISH</b>	<b>BM</b>	Bronze Matte	•	-
	<b>SVR</b>	Silver	•	-
	<b>MG</b>	Metallic Gunmetal		\$40
<b>BACK MESH (If Applicable)</b>	<b>M2</b>	M2 Mesh (not all colors are QS)	•	\$25
	<b>M3</b>	M3 Mesh	•	-
<b>OPTIONS</b>	<b>DC</b>	2" Cleanout		\$100
	<b>MB</b>	Moisture Barrier (Seat only)		\$85
	<b>CL</b>	CAL TB133 (MESH)		\$90
	<b>CL</b>	CAL TB133 (UPH)		\$105
	<b>GB</b>	Ganging Kit (Set of 2)		\$50
<b>FREIGHT OPTIONS</b>	<b>KD</b>	Knocked Down	•	-
	<b>BW</b>	Blanket Wrapped - Fully Assembled (25 seat minimum)		\$70
<b>FREIGHT REQUIREMENTS</b>	<b>AS</b>	Allseating Standard		-
	<b>FQ</b>	Special Freight Instructions (Call for Quote)		VAR
	<b>GD</b>	Guaranteed Delivery Date and Time (Call for Quote)		VAR

## TO ORDER SIMPLY FILL IN THE BLANKS

	2	10								
<b>SERIES</b>	<b>BACK STYLE</b>	<b>LEG</b>	<b>ARM</b>	<b>ARM CAP FINISH</b>	<b>FRAME FINISH</b>	<b>BACK MESH - OPTIONS</b> <small>For additional options separate with (-) hyphen.</small>	<b>FREIGHT OPTION</b>	<b>FREIGHT REQUIREMENTS</b>	<b>FABRIC CODE - SEAT</b> <small>Please refer to allseating.com for fabric codes.</small>	<b>FABRIC CODE - BACK &amp; CLOSED ARM</b>

INFO  
ASTUTE  
AYLES  
CHIROFORM  
DONE  
ENTAIL  
EXCHANGE  
FLUID  
FOSTER  
HALSA  
INERTIA  
JIF  
LI  
LEVO  
M.O.  
MULTI  
PILLOWS  
PRESTO  
RAINBOW  
RAY  
REQUISITE  
THERAPOD  
TUCK  
YOU  
ZIP



# FOSTER® GUEST PLUS

DESIGN | ALLSEATING  
GSA SIN | 33721

**BASE PRICE | \$1,220**  
**F1410-OA**

A plus version of our welcoming guest chair with a breathable mesh back option. Features a steel frame construction and webbed seat suspension to make waiting more comfortable. 30" between the arms.

Suggested Applications: Waiting Areas, Dining Room, Exam Rooms, Patient Rooms, Guest Seating, Resident Rooms.

Code	Grade 1/COM	Grade 2	Grade 3	Grade 4/COL	Grade 5	Grade 6	Grade 7	Grade 8	Leather 1	Leather 2	Leather 3
F0410-OA	\$1,323	\$1,351	\$1,369	\$1,393	\$1,414	\$1,451	\$1,493	\$1,540	\$1,643	\$1,688	\$1,825
F1410-OA	\$1,220	\$1,290	\$1,335	\$1,395	\$1,448	\$1,540	\$1,645	\$1,763	\$2,019	\$2,133	\$2,475
CA	\$242	\$263	\$277	\$295	\$310	\$338	\$370	\$405	\$482	\$516	\$619

## FEATURES

- Clean Out Areas
- 16 Gauge Tubular Steel Frame
- Steel Seat Frame
- High Density Seat Foam
- Latex, lead and mercury free
- Flex Back
- Active Seat Suspension
- Wallsaver Frame Design
- Optional Ganging Kit
- Black non-marring polyethylene glides

## DIMENSIONS

- OVERALL: 35"H | 29"W | 24.5"D
- Seat: 18"H | 24"W | 19"D
- Back: 17"H | 29"W
- Arm: 26.25"H
- COM Full: 2.5yards
- COM Seat: 1 yard
- COM Back: 1.5 yards
- COM Closed Arm: 0.75 yard

## PRODUCT WEIGHT

- 44 lbs. | 50 lbs. with Closed Arms.

## NOTES

- Ships knocked down.
- Warranted for users up to 500 lbs.
- When graded in combination upholstery is selected, use the highest grade upholstery selected. Please provide the fabrics specified and a description of where each fabric is to be applied on the product.
- This product meets the requirements set forth in ANSI/BIFMA HCF8.1.
- Minimum order quantities apply to Quick Ship program, contact Sales Support for details.

SERIES	FO	Guest Mesh	QS	\$
	F1	Guest Upholstered	•	-
BACK STYLE	4	Midback Plus	•	VAR
LEG	10	Single	•	-
ARM	OA	Open Arm	•	-
	CA	Closed Arm		VAR
ARM CAP FINISH	NC	No Cap		-
	TP	Taupe Polyurethane	•	\$70
	GR	Grey Polyurethane	•	\$70
	BK	Black Polyurethane	•	\$70
	HRM	Hard Rock Maple Wood Cap	•	\$120
	RC	Rustic Cherry Wood Cap	•	\$120
	CP	Chocolate Pear Wood Cap	•	\$120
FRAME FINISH	BM	Bronze Matte	•	-
	SVR	Silver	•	-
	MG	Metallic Gunmetal		\$40
BACK MESH (If Applicable)	M2	M2 Mesh	•	\$25
	M3	M3 Mesh	•	-
OPTIONS	DC	2" Cleanout		\$100
	MB	Moisture Barrier (Seat only)		\$85
	CL	CAL TB133 (MESH)		\$90
	CL	CAL TB133 (UPH)		\$105
	GB	Ganging Kit (Set of 2)		\$50
FREIGHT OPTIONS	KD	Knocked Down	•	-
	BW	Blanket Wrapped - Fully Assembled (25 seat minimum)		\$70
FREIGHT REQUIREMENTS	AS	Allseating Standard		-
	FQ	Special Freight Instructions (Call for Quote)		VAR
	GD	Guaranteed Delivery Date and Time (Call for Quote)		VAR

## TO ORDER SIMPLY FILL IN THE BLANKS

<input type="text"/>	-	<input type="text" value="4"/>	-	<input type="text" value="10"/>	-	<input type="text"/>	-	<input type="text"/>	-	<input type="text"/>	-	<input type="text"/>	-	<input type="text"/>	-	<input type="text"/>				
SERIES		BACK STYLE		LEG		ARM		ARM CAP FINISH		FRAME FINISH		BACK MESH - OPTIONS For additional options separate with (-) hyphen.		FREIGHT OPTION		FREIGHT REQUIREMENTS		FABRIC CODE - SEAT Please refer to allseating.com for fabric codes.		FABRIC CODE - BACK & CLOSED ARM

INFO  
ASTUTE  
AYLES  
CHIROPY  
DONE  
ENTAIL  
EXCHANGE  
FLUID  
FOSTER  
HALSA  
INERTIA  
JIF  
LI  
LEVO  
M.O.  
MULTI  
PILLOWS  
PRESTO  
RAINBOW  
RAY  
REQUISITE  
THERAPOD  
TUCK  
YOU  
ZIP



# FOSTER® GUEST DOUBLE

DESIGN | ALLSEATING  
GSA SIN | 33721



**BASE PRICE | \$1,719**  
**F1210-OA**

Our guest chair – but built for two. Features a steel frame construction, webbed seat suspension and sloped arms to make waiting more comfortable.  
Suggested Applications: Lobbies, Resident Rooms.

**FEATURES**

- Clean Out Areas
- 16 Gauge Tubular Steel Frame
- Steel Seat Frame
- High Density Seat Foam
- Latex, lead and mercury free
- Flex Back
- Active Seat Suspension
- Wallsaver Frame Design
- Black non-marring polyethylene glides

**DIMENSIONS**

- OVERALL: 35"H | 47"W | 25"D
- Seat: 18"H | 21"W (Per Seat) | 19"D
- Back: 17"H | 23.5"W (Per Seat)
- Arm: 26.3"H
- COM Full: 2.75yards
- COM Seat: 1yard
- COM Back: 1.75 yards
- COM Closed Arm: 0.75 yards

**PRODUCT WEIGHT**

- 61 lbs. | 67 lbs. with Closed Arms.

Code	Grade 1/COM	Grade 2	Grade 3	Grade 4/COL	Grade 5	Grade 6	Grade 7	Grade 8	Leather 1	Leather 2	Leather 3
F0020-OA	\$1,852	\$1,901	\$1,933	\$1,975	\$2,011	\$2,076	\$2,150	\$2,232	\$2,411	\$2,491	\$2,731
F1020-OA	\$1,719	\$1,810	\$1,869	\$1,947	\$2,015	\$2,135	\$2,272	\$2,424	\$2,757	\$2,905	\$3,351
CA	\$242	\$263	\$277	\$295	\$310	\$338	\$370	\$405	\$482	\$516	\$619

SERIES	FO	Mesh	QS	\$
	F1	Upholstered	•	-
<b>BACK STYLE</b>	0	Midback	•	VAR
<b>LEG</b>	20	Double	•	-
<b>ARM</b>	OA	Open Arm	•	-
	CA	Closed Arm		VAR
<b>ARM CAP FINISH</b>	NC	No Cap		-
	TP	Taupe Polyurethane	•	\$70
	GR	Grey Polyurethane	•	\$70
	BK	Black Polyurethane	•	\$70
	HRM	Hard Rock Maple Wood Cap	•	\$120
	RC	Rustic Cherry Wood Cap	•	\$120
	CP	Chocolate Pear Wood Cap	•	\$120
<b>FRAME FINISH</b>	BM	Bronze Matte	•	-
	SVR	Silver	•	-
	MG	Metallic Gunmetal		\$40
<b>BACK MESH (If Applicable)</b>	M2	M2 Mesh	•	\$50
	M3	M3 Mesh	•	-
<b>OPTIONS</b>	MB	Moisture Barrier (Seat only)		\$170
	CL	CAL TB133 (MESH)		\$180
	CL	CAL TB133 (UPH)		\$210
<b>FREIGHT OPTIONS</b>	KD	Knocked Down	•	-
	BW	Blanket Wrapped - Fully Assembled (25 seat minimum)		\$140
<b>FREIGHT REQUIREMENTS</b>	AS	Allseating Standard		-
	FQ	Special Freight Instructions (Call for Quote)		VAR
	GD	Guaranteed Delivery Date and Time (Call for Quote)		VAR

**NOTES**

- Ships knocked down.
- Warranted for users up to 500 lbs.
- When graded in combination upholstery is selected, use the highest grade upholstery selected. Please provide the fabrics specified and a description of where each fabric is to be applied on the product.
- This product meets the requirements set forth in ANSI/BIFMA HCF8.1.
- Minimum order quantities apply to Quick Ship program, contact Sales Support for details.


**TO ORDER SIMPLY FILL IN THE BLANKS**

<input type="text" value=""/>	<input type="text" value="0"/>	<input type="text" value="20"/>	<input type="text" value=""/>	<input type="text" value=""/>	<input type="text" value=""/>	<input type="text" value=""/>	<input type="text" value=""/>	<input type="text" value=""/>	<input type="text" value=""/>	<input type="text" value=""/>
<b>SERIES</b>	<b>BACK STYLE</b>	<b>LEG</b>	<b>ARM</b>	<b>ARM CAP FINISH</b>	<b>FRAME FINISH</b>	<b>BACK MESH - OPTIONS</b> For additional options separate with (-) hyphen.	<b>FREIGHT OPTION</b>	<b>FREIGHT REQUIREMENTS</b>	<b>FABRIC CODE - SEAT</b> Please refer to allseating.com for fabric codes.	<b>FABRIC CODE - BACK &amp; CLOSED ARM</b>

INFO  
ASTUTE  
AYLES  
CHIROPY  
DONE  
ENTAIL  
EXCHANGE  
FLUID  
FOSTER  
HALSA  
INERTIA  
JIF  
LI  
LEVO  
M.O.  
MULTI  
PILLOWS  
PRESTO  
RAINBOW  
RAY  
REQUISITE  
THERAPOD  
TUCK  
YOU  
ZIP

# FOSTER® GUEST DOUBLE HALF ARM

DESIGN | ALLSEATING  
GSA SIN | 33721



**BASE PRICE | \$1,862**  
F1021-OA

Our guest chair – but built for two. Features a steel frame construction, webbed seat suspension and sloped arms to make waiting more comfortable.

Suggested Applications: Lobbies, Resident Rooms.

Code	Grade 1/COM	Grade 2	Grade 3	Grade 4/COL	Grade 5	Grade 6	Grade 7	Grade 8	Leather 1	Leather 2	Leather 3
F0021-OA	\$1,995	\$2,044	\$2,076	\$2,118	\$2,154	\$2,219	\$2,293	\$2,375	\$2,554	\$2,634	\$2,874
F1021-OA	\$1,862	\$1,953	\$2,012	\$2,090	\$2,158	\$2,278	\$2,415	\$2,567	\$2,900	\$3,048	\$3,494
CA	\$262	\$297	\$320	\$350	\$376	\$422	\$475	\$533	\$661	\$718	\$890

## FEATURES

- Clean Out Areas
- 16 Gauge Tubular Steel Frame
- Steel Seat Frame
- High Density Seat Foam
- Latex, lead and mercury free
- Flex Back
- Active Seat Suspension
- Wallsaver Frame Design
- Black non-marring polyethylene glides

## DIMENSIONS

- OVERALL: 35"H | 49"W | 25"D
- Seat: 18"H | 21"W (Per Seat) | 19"D
- Back: 17"H | 24.5"W (Per Seat)
- Arm: 26.3"H
- COM Full: 2.75yards
- COM Seat: 1 yard
- COM Back: 1.75 yards
- COM Closed Arm: 0.75 yards

## PRODUCT WEIGHT

- 66 lbs. | 76 lbs. with Closed Arms.

SERIES	FO	Mesh	QS	\$
	F1	Upholstered	•	-
<b>BACK STYLE</b>	0	Midback	•	VAR
<b>LEG</b>	21	Double with Half Arms	•	-
<b>ARM</b>	OA	Open Arm	•	-
	CA	Closed Arm		VAR
<b>ARM CAP FINISH</b>	NC	No Cap		-
	TP	Taupe Polyurethane	•	\$105
	GR	Grey Polyurethane	•	\$105
	BK	Black Polyurethane	•	\$105
	HRM	Hard Rock Maple Wood Cap	•	\$180
	RC	Rustic Cherry Wood Cap	•	\$120
	CP	Chocolate Pear Wood Cap	•	\$180
<b>FRAME FINISH</b>	BM	Bronze Matte	•	-
	SVR	Silver	•	-
	MG	Metallic Gunmetal		\$40
<b>BACK MESH (If Applicable)</b>	M2	M2 Mesh	•	\$50
	M3	M3 Mesh	•	-
<b>OPTIONS</b>	MB	Moisture Barrier (Seat only)		\$170
	CL	CAL TB133 (MESH)		\$180
	CL	CAL TB133 (UPH)		\$210
<b>FREIGHT OPTIONS</b>	KD	Knocked Down	•	-
	BW	Blanket Wrapped - Fully Assembled (25 seat minimum)		\$140
<b>FREIGHT REQUIREMENTS</b>	AS	Allseating Standard		-
	FQ	Special Freight Instructions (Call for Quote)		VAR
	GD	Guaranteed Delivery Date and Time (Call for Quote)		VAR

## NOTES

- Ships knocked down.
- Warranted for users up to 500 lbs.
- When graded in combination upholstery is selected, use the highest grade upholstery selected. Please provide the fabrics specified and a description of where each fabric is to be applied on the product.
- This product meets the requirements set forth in ANSI/BIFMA HCF8.1.
- Minimum order quantities apply to Quick Ship program, contact Sales Support for details.

## TO ORDER SIMPLY FILL IN THE BLANKS

<input type="text" value=""/>	-	<input type="text" value="0"/>	-	<input type="text" value="21"/>	-	<input type="text" value=""/>	-	<input type="text" value=""/>	-	<input type="text" value=""/>	-	<input type="text" value=""/>	-	<input type="text" value=""/>	-	<input type="text" value=""/>				
<b>SERIES</b>		<b>BACK STYLE</b>		<b>LEG</b>		<b>ARM</b>		<b>ARM CAP FINISH</b>		<b>FRAME FINISH</b>		<b>BACK MESH - OPTIONS</b> For additional options separate with (-) hyphen.		<b>FREIGHT OPTION</b>		<b>FREIGHT REQUIREMENTS</b>		<b>FABRIC CODE - SEAT</b> Please refer to allseating.com for fabric codes.		<b>FABRIC CODE - BACK &amp; CLOSED ARM</b>

INFO  
ASTUTE  
AYLES  
CHIROPY  
DONE  
ENTAIL  
EXCHANGE  
FLUID  
FOSTER  
HALSA  
INERTIA  
JIF  
LI  
LEVO  
M.O.  
MULTI  
PILLOWS  
PRESTO  
RAINBOW  
RAY  
REQUISITE  
THERAPOD  
TUCK  
YOU  
ZIP



# FOSTER® GUEST DOUBLE FULL ARM

DESIGN | ALLSEATING  
GSA SIN | 33721

**BASE PRICE | \$1,819**  
F1022-OA

Our guest chair – but built for two. Features a steel frame construction, webbed seat suspension and sloped arms to make waiting more comfortable.

Suggested Applications: Lobbies, Resident Rooms.

Code	Grade 1/COM	Grade 2	Grade 3	Grade 4/COL	Grade 5	Grade 6	Grade 7	Grade 8	Leather 1	Leather 2	Leather 3
F0022-OA	\$1,952	\$2,001	\$2,033	\$2,075	\$2,111	\$2,176	\$2,250	\$2,332	\$2,511	\$2,591	\$2,831
F1022-OA	\$1,819	\$1,910	\$1,969	\$2,047	\$2,115	\$2,235	\$2,372	\$2,524	\$2,857	\$3,005	\$3,451
CA	\$262	\$297	\$320	\$350	\$376	\$422	\$475	\$533	\$661	\$718	\$890

## FEATURES

- Clean Out Areas
- 16 Gauge Tubular Steel Frame
- Steel Seat Frame
- High Density Seat Foam
- Latex, lead and mercury free
- Flex Back
- Active Seat Suspension
- Wallsaver Frame Design
- Black non-marring polyethylene glides

## DIMENSIONS

- OVERALL: 35"H | 49"W | 25"D
- Seat: 18"H | 21"W (Per Seat) | 19"D
- Back: 17"H | 24.5"W (Per Seat)
- Arm: 26.3"H
- COM Full: 2.75yards
- COM Seat: 1 yards
- COM Back: 1.75 yards
- COM Closed Arm: 0.75 yards

## PRODUCT WEIGHT

- 68 lbs. | 78 lbs. with Closed Arms.

## NOTES

- Ships knocked down.
- Warranted for users up to 500 lbs.
- When graded in combination upholstery is selected, use the highest grade upholstery selected. Please provide the fabrics specified and a description of where each fabric is to be applied on the product.
- This product meets the requirements set forth in ANSI/BIFMA HCF8.1.
- Minimum order quantities apply to Quick Ship program, contact Sales Support for details.

SERIES	FO	Mesh	QS	\$
	F1	Upholstered	•	-
BACK STYLE	0	Midback	•	VAR
LEG	22	Double with Full Arms	•	-
ARM	OA	Open Arm	•	-
	CA	Closed Arm		VAR
ARM CAP FINISH	NC	No Cap		-
	TP	Taupe Polyurethane	•	\$105
	GR	Grey Polyurethane	•	\$105
	BK	Black Polyurethane	•	\$105
	HRM	Hard Rock Maple Wood Cap	•	\$180
	RC	Rustic Cherry Wood Cap	•	\$120
	CP	Chocolate Pear Wood Cap	•	\$180
FRAME FINISH	BM	Bronze Matte	•	-
	SVR	Silver	•	-
	MG	Metallic Gunmetal		\$40
BACK MESH (If Applicable)	M2	M2 Mesh (not all colors are QS)	•	\$50
	M3	M3 Mesh	•	-
OPTIONS	DC	2" Cleanout		\$200
	MB	Moisture Barrier (Seat only)		\$170
	CL	CAL TB133 (MESH)		\$180
	CL	CAL TB133 (UPH)		\$210
FREIGHT OPTIONS	BW	Blanket Wrapped - Fully Assembled (25 seat minimum)		\$140
	KD	Knocked Down	•	-
FREIGHT REQUIREMENTS	AS	Allseating Standard		-
	FQ	Special Freight Instructions (Call for Quote)		VAR
	GD	Guaranteed Delivery Date and Time (Call for Quote)		VAR

## TO ORDER SIMPLY FILL IN THE BLANKS

<input type="text" value=""/>	<input type="text" value="0"/>	<input type="text" value="22"/>	<input type="text" value=""/>	<input type="text" value=""/>	<input type="text" value=""/>	<input type="text" value=""/>	<input type="text" value=""/>	<input type="text" value=""/>	<input type="text" value=""/>	<input type="text" value=""/>
SERIES	BACK STYLE	LEG	ARM	ARM CAP FINISH	FRAME FINISH	BACK MESH - OPTIONS For additional options separate with (-) hyphen.	FREIGHT OPTION	FREIGHT REQUIREMENTS	FABRIC CODE - SEAT Please refer to allseating.com for fabric codes.	FABRIC CODE - BACK & CLOSED ARM

INFO  
ASTUTE  
AYLES  
CHIROPY  
DONE  
ENTAIL  
EXCHANGE  
FLUID  
FOSTER  
HALSA  
INERTIA  
JIF  
LI  
LEVO  
M.O.  
MULTI  
PILLOWS  
PRESTO  
RAINBOW  
RAY  
REQUISITE  
THERAPOD  
TUCK  
YOU  
ZIP

# FOSTER® GUEST TRIPLE

DESIGN | ALLSEATING  
GSA SIN | 33721



**BASE PRICE | \$2,189**  
**F1030-OA**

Our guest chair – but built for three. Features a steel frame construction, webbed seat suspension and sloped half-height arms to make waiting more comfortable.

Suggested Applications: Waiting Areas, Dining Room, Exam Rooms, Patient Rooms, Guest Seating, Resident Rooms.

Code	Grade 1/COM	Grade 2	Grade 3	Grade 4/COL	Grade 5	Grade 6	Grade 7	Grade 8	Leather 1	Leather 2	Leather 3
F0030-OA	\$2,387	\$2,443	\$2,479	\$2,527	\$2,569	\$2,643	\$2,727	\$2,821	\$3,026	\$3,117	\$3,391
F1030-OA	\$2,189	\$2,329	\$2,419	\$2,539	\$2,644	\$2,829	\$3,039	\$3,274	\$3,787	\$4,014	\$4,699
CA	\$242	\$263	\$277	\$295	\$310	\$338	\$370	\$405	\$482	\$516	\$619

## FEATURES

- Clean Out Areas
- 16 Gauge Tubular Steel Frame
- Steel Seat Frame
- High Density Seat Foam
- Latex, lead and mercury free
- Flex Back
- Active Seat Suspension
- Wallsaver Frame Design
- Black non-marring polyethylene glides

## DIMENSIONS

- OVERALL: 35"H | 69"W | 25"D
- Seat: 18"H | 21"W (Per Seat) | 19"D
- Back: 17"H | 23"W (Per Seat)
- Arm: 26.3"H
- COM Full: 2.75yards
- COM Seat: 1 yards
- COM Back: 1.75 yards
- COM Closed Arm: 0.75 yards

## PRODUCT WEIGHT

- 84 lbs. | 90 lbs. with Closed Arms.

<b>SERIES</b>	<b>FO</b>	Mesh	<b>QS</b>	<b>\$</b>
	<b>F1</b>	Upholstered	•	-
<b>BACK STYLE</b>	<b>0</b>	Midback	•	VAR
<b>LEG</b>	<b>30</b>	Triple	•	-
<b>ARM</b>	<b>OA</b>	Open Arm	•	-
	<b>CA</b>	Closed Arm		VAR
<b>ARM CAP FINISH</b>	<b>NC</b>	No Cap		-
	<b>TP</b>	Taupe Polyurethane	•	\$70
	<b>GR</b>	Grey Polyurethane	•	\$70
	<b>BK</b>	Black Polyurethane	•	\$70
	<b>HRM</b>	Hard Rock Maple Wood Cap	•	\$120
	<b>RC</b>	Rustic Cherry Wood Cap	•	\$120
	<b>CP</b>	Chocolate Pear Wood Cap	•	\$120
<b>FRAME FINISH</b>	<b>BM</b>	Bronze Matte	•	-
	<b>SVR</b>	Silver	•	-
	<b>MG</b>	Metallic Gunmetal		\$40
<b>BACK MESH (If Applicable)</b>	<b>M2</b>	M2 Mesh	•	\$75
	<b>M3</b>	M3 Mesh	•	-
<b>OPTIONS</b>	<b>MB</b>	Moisture Barrier (Seat only)		\$170
	<b>CL</b>	CAL TB133 (MESH)		\$180
	<b>CL</b>	CAL TB133 (UPH)		\$210
<b>FREIGHT OPTIONS</b>	<b>KD</b>	Knocked Down	•	-
	<b>BW</b>	Blanket Wrapped - Fully Assembled (25 seat minimum)		\$210
<b>FREIGHT REQUIREMENTS</b>	<b>AS</b>	Allseating Standard		-
	<b>FQ</b>	Special Freight Instructions (Call for Quote)		VAR
	<b>GD</b>	Guaranteed Delivery Date and Time (Call for Quote)		VAR

## NOTES

- Ships knocked down.
- Warranted for users up to 500 lbs.
- When graded in combination upholstery is selected, use the highest grade upholstery selected. Please provide the fabrics specified and a description of where each fabric is to be applied on the product.
- This product meets the requirements set forth in ANSI/BIFMA HCF8.1.
- Minimum order quantities apply to Quick Ship program, contact Sales Support for details.

## TO ORDER SIMPLY FILL IN THE BLANKS

<input type="text" value=""/>	<input type="text" value="0"/>	<input type="text" value="30"/>	<input type="text" value=""/>	<input type="text" value=""/>	<input type="text" value=""/>	<input type="text" value=""/>	<input type="text" value=""/>	<input type="text" value=""/>	<input type="text" value=""/>	<input type="text" value=""/>
<b>SERIES</b>	<b>BACK STYLE</b>	<b>LEG</b>	<b>ARM</b>	<b>ARM CAP FINISH</b>	<b>FRAME FINISH</b>	<b>BACK MESH - OPTIONS</b> <small>For additional options separate with (-) hyphen.</small>	<b>FREIGHT OPTION</b>	<b>FREIGHT REQUIREMENTS</b>	<b>FABRIC CODE - SEAT</b> <small>Please refer to allseating.com for fabric codes.</small>	<b>FABRIC CODE - BACK &amp; CLOSED ARM</b>

INFO  
ASTUTE  
AYLES  
CHIROPY  
DONE  
ENTAIL  
EXCHANGE  
FLUID  
FOSTER  
HALSA  
INERTIA  
JIF  
LI  
LEVO  
M.O.  
MULTI  
PILLOWS  
PRESTO  
RAINBOW  
RAY  
REQUISITE  
THERAPOD  
TUCK  
YOU  
ZIP

# FOSTER® GUEST TRIPLE HALF ARM

DESIGN | ALLSEATING  
GSA SIN | 33721



**BASE PRICE | \$2,384**  
F1031-OA

Our guest chair – but built for three. Features a steel frame construction, webbed seat suspension and sloped half-height arms to make waiting more comfortable.

Suggested Applications: Lobbies, Resident Rooms.

Code	Grade 1/COM	Grade 2	Grade 3	Grade 4/COL	Grade 5	Grade 6	Grade 7	Grade 8	Leather 1	Leather 2	Leather 3
F0031-OA	\$2,582	\$2,638	\$2,674	\$2,722	\$2,764	\$2,838	\$2,922	\$3,016	\$3,221	\$3,312	\$3,586
F1031-OA	\$2,384	\$2,524	\$2,614	\$2,734	\$2,839	\$3,024	\$3,234	\$3,469	\$3,982	\$4,209	\$4,894
CA	\$484	\$519	\$542	\$572	\$598	\$644	\$697	\$755	\$883	\$940	\$1,112

## FEATURES

- Clean Out Areas
- 16 Gauge Tubular Steel Frame
- Steel Seat Frame
- High Density Seat Foam
- Latex, lead and mercury free
- Flex Back
- Active Seat Suspension
- Wallsaver Frame Design
- Black non-marring polyethylene glides

## DIMENSIONS

- OVERALL: 35"H | 72"W | 25"D
- Seat: 18"H | 21"W (Per Seat) | 19"D
- Back: 17"H | 24"W (Per Seat)
- Arm: 26.3"H
- COM Full: 2.75yards
- COM Seat: 1 yard
- COM Back: 1.75 yards
- COM Closed Arm: 0.75 yard

## PRODUCT WEIGHT

- 94 lbs. | 107 lbs. with Closed Arms.

SERIES	FO	Mesh	QS	\$
	F1	Upholstered	•	-
<b>BACK STYLE</b>	0	Midback	•	VAR
<b>LEG</b>	31	Triple with Half Arm	•	-
<b>ARM</b>	OA	Open Arm	•	-
	CA	Closed Arm		VAR
<b>ARM CAP FINISH</b>	NC	No Cap		-
	TP	Taupe Polyurethane	•	\$140
	GR	Grey Polyurethane	•	\$140
	BK	Black Polyurethane	•	\$140
	HRM	Hard Rock Maple Wood Cap	•	\$240
	RC	Rustic Cherry Wood Cap	•	\$120
	CP	Chocolate Pear Wood Cap	•	\$240
<b>FRAME FINISH</b>	BM	Bronze Matte	•	-
	SVR	Silver	•	-
	MG	Metallic Gunmetal		\$40
<b>BACK MESH (If Applicable)</b>	M2	M2 Mesh	•	\$75
	M3	M3 Mesh	•	-
<b>OPTIONS</b>	MB	Moisture Barrier (Seat only)		\$170
	CL	CAL TB133 (MESH)		\$180
	CL	CAL TB133 (UPH)		\$210
<b>FREIGHT OPTIONS</b>	KD	Knocked Down	•	-
	BW	Blanket Wrapped - Fully Assembled (25 seat minimum)		\$210
<b>FREIGHT REQUIREMENTS</b>	AS	Allseating Standard		-
	FQ	Special Freight Instructions (Call for Quote)		VAR
	GD	Guaranteed Delivery Date and Time (Call for Quote)		VAR

## NOTES

- Ships knocked down.
- Warranted for users up to 500 lbs.
- When graded in combination upholstery is selected, use the highest grade upholstery selected. Please provide the fabrics specified and a description of where each fabric is to be applied on the product.
- This product meets the requirements set forth in ANSI/BIFMA HCF8.1.
- Minimum order quantities apply to Quick Ship program, contact Sales Support for details.

## TO ORDER SIMPLY FILL IN THE BLANKS

<input type="text" value=""/>	<input type="text" value="0"/>	<input type="text" value="31"/>	<input type="text" value=""/>	<input type="text" value=""/>	<input type="text" value=""/>	<input type="text" value=""/>	<input type="text" value=""/>	<input type="text" value=""/>	<input type="text" value=""/>	<input type="text" value=""/>
<b>SERIES</b>	<b>BACK STYLE</b>	<b>LEG</b>	<b>ARM</b>	<b>ARM CAP FINISH</b>	<b>FRAME FINISH</b>	<b>BACK MESH - OPTIONS</b> <small>For additional options separate with (-) hyphen.</small>	<b>FREIGHT OPTION</b>	<b>FREIGHT REQUIREMENTS</b>	<b>FABRIC CODE - SEAT</b> <small>Please refer to allseating.com for fabric codes.</small>	<b>FABRIC CODE - BACK &amp; CLOSED ARM</b>

INFO  
ASTUTE  
AYLES  
CHIROPY  
DONE  
ENTAIL  
EXCHANGE  
FLUID  
FOSTER  
HALSA  
INERTIA  
JIF  
LI  
LEVO  
M.O.  
MULTI  
PILLOWS  
PRESTO  
RAINBOW  
RAY  
REQUISITE  
THERAPOD  
TUCK  
YOU  
ZIP

# FOSTER® GUEST TRIPLE FULL ARM

DESIGN | ALLSEATING  
GSA SIN | 33721



**BASE PRICE | \$2,459**  
F1032-OA

Our guest chair – but built for three. Features a steel frame construction, webbed seat suspension and sloped arms to make waiting more comfortable.

Suggested Applications: Lobbies, Resident Rooms.

Code	Grade 1/COM	Grade 2	Grade 3	Grade 4/COL	Grade 5	Grade 6	Grade 7	Grade 8	Leather 1	Leather 2	Leather 3
F0032-OA	\$2,657	\$2,713	\$2,749	\$2,797	\$2,839	\$2,913	\$2,997	\$3,091	\$3,296	\$3,387	\$3,661
F1032-OA	\$2,459	\$2,599	\$2,689	\$2,809	\$2,914	\$3,099	\$3,309	\$3,544	\$4,057	\$4,284	\$4,969
CA	\$484	\$519	\$542	\$572	\$598	\$644	\$697	\$755	\$883	\$940	\$1,112

## FEATURES

- Clean Out Areas
- 16 Gauge Tubular Steel Frame
- Steel Seat Frame
- High Density Seat Foam
- Latex, lead and mercury free
- Flex Back
- Active Seat Suspension
- Wallsaver Frame Design
- Black non-marring polyethylene glides

## DIMENSIONS

- OVERALL: 35"H | 72"W | 25"D
- Seat: 18"H | 21"W (Per Seat) | 19"D
- Back: 17"H | 24"W (Per Seat)
- Arm: 26.3"H
- COM Seat: 1 yard
- COM Back: 1.75 yard
- COM Closed Arm: 0.75 yards

## PRODUCT WEIGHT

- 99 lbs. | 112 lbs. with Closed Arms.

## NOTES

- Ships knocked down.
- Warranted for users up to 500 lbs.
- When graded in combination upholstery is selected, use the highest grade upholstery selected. Please provide the fabrics specified and a description of where each fabric is to be applied on the product.
- This product meets the requirements set forth in ANSI/BIFMA HCF8.1.
- Minimum order quantities apply to Quick Ship program, contact Sales Support for details.

<b>SERIES</b>	<b>FO</b>	Mesh	<b>QS</b>	<b>\$</b>
	<b>F1</b>	Upholstered	•	-
<b>BACK STYLE</b>	<b>0</b>	Midback	•	VAR
<b>LEG</b>	<b>32</b>	Triple with Full Arm	•	-
<b>ARM</b>	<b>OA</b>	Open Arm	•	-
	<b>CA</b>	Closed Arm		VAR
<b>ARM CAP FINISH</b>	<b>NC</b>	No Cap		-
	<b>TP</b>	Taupe Polyurethane	•	\$140
	<b>GR</b>	Grey Polyurethane	•	\$140
	<b>BK</b>	Black Polyurethane	•	\$140
	<b>HRM</b>	Hard Rock Maple Wood Cap	•	\$240
	<b>RC</b>	Rustic Cherry Wood Cap	•	\$240
	<b>CP</b>	Chocolate Pear Wood Cap	•	\$240
<b>FRAME FINISH</b>	<b>BM</b>	Bronze Matte	•	-
	<b>SVR</b>	Silver	•	-
	<b>MG</b>	Metallic Gunmetal		\$40
<b>BACK MESH (If Applicable)</b>	<b>M2</b>	M2 Mesh	•	\$75
	<b>M3</b>	M3 Mesh	•	-
<b>OPTIONS</b>	<b>DC</b>	2" Cleanout		\$300
	<b>MB</b>	Moisture Barrier (Seat only)		\$170
	<b>CL</b>	CAL TB133 (MESH)		\$180
	<b>CL</b>	CAL TB133 (UPH)		\$210
<b>FREIGHT OPTIONS</b>	<b>KD</b>	Knocked Down	•	-
	<b>BW</b>	Blanket Wrapped - Fully Assembled (25 seat minimum)		\$210
<b>FREIGHT REQUIREMENTS</b>	<b>AS</b>	Allseating Standard		-
	<b>FQ</b>	Special Freight Instructions (Call for Quote)		VAR
	<b>GD</b>	Guaranteed Delivery Date and Time (Call for Quote)		VAR

## TO ORDER SIMPLY FILL IN THE BLANKS

<input type="text" value=""/>	<input type="text" value="0"/>	<input type="text" value="32"/>	<input type="text" value=""/>	<input type="text" value=""/>	<input type="text" value=""/>	<input type="text" value=""/>	<input type="text" value=""/>	<input type="text" value=""/>	<input type="text" value=""/>	<input type="text" value=""/>
<b>SERIES</b>	<b>BACK STYLE</b>	<b>LEG</b>	<b>ARM</b>	<b>ARM CAP FINISH</b>	<b>FRAME FINISH</b>	<b>BACK MESH - OPTIONS</b> For additional options separate with (-) hyphen.	<b>FREIGHT OPTION</b>	<b>FREIGHT REQUIREMENTS</b>	<b>FABRIC CODE - SEAT</b> Please refer to allseating.com for fabric codes.	<b>FABRIC CODE - BACK &amp; CLOSED ARM</b>

INFO  
ASTUTE  
AYLES  
CHIROFORM  
DOVE  
ENTAIL  
EXCHANGE  
FLUID  
FOSTER  
HALSA  
INERTIA  
JIF  
LI  
LEVO  
M.O.  
MULTI  
PILLOWS  
PRESTO  
RAINBOW  
RAY  
REQUISITE  
THERAPOD  
TUCK  
YOU  
ZIP



# FOSTER® GUEST TANDEM START UNIT

DESIGN | ALLSEATING  
GSA SIN | 33721

**BASE PRICE | \$1,060**  
F0017-OA

Description: Our Guest chair with the flexibility to create your own multiple seat arrangements.  
Suggested Applications: Lobbies, Waiting Rooms.

Code	Grade 1/COM	Grade 2	Grade 3	Grade 4/COL	Grade 5	Grade 6	Grade 7	Grade 8	Leather 1	Leather 2	Leather 3
F0017-OA	\$1,163	\$1,191	\$1,209	\$1,233	\$1,254	\$1,291	\$1,333	\$1,380	\$1,483	\$1,528	\$1,665
F1017-OA	\$1,060	\$1,130	\$1,175	\$1,235	\$1,288	\$1,380	\$1,485	\$1,603	\$1,859	\$1,973	\$2,315
CA	\$242	\$263	\$277	\$295	\$310	\$338	\$370	\$405	\$482	\$516	\$619

## FEATURES

- Clean Out Areas
- 16 Gauge Tubular Steel Frame
- Steel Seat Frame
- High Density Seat Foam
- Latex, lead and mercury free
- Flex Back
- Active Seat Suspension
- Wallsaver Frame Design
- Black non-marring polyethylene glides
- Optional Ganging Kit

## DIMENSIONS

- OVERALL: 34"H | 26"W | 24.75"D
- Seat: 18"H | 21"W | 19"D
- Back: 16"H | 21"W
- Arm: 26.25"H
- COM Seat: 1 yard
- COM Back: 1.5 yards
- COM Closed Arm: 0.75 yard

## PRODUCT WEIGHT

- 38 lbs.

<b>SERIES</b>	<b>FO</b>	Guest Mesh	<b>QS</b>	<b>\$</b>
	<b>F1</b>	Guest Upholstered	•	VAR
<b>BACK STYLE</b>	<b>0</b>	Midback	•	VAR
<b>LEG</b>	<b>17</b>	Tandem Start	•	-
<b>ARM</b>	<b>OA</b>	Open Arm	•	-
	<b>CA</b>	Closed Arm		VAR
<b>ARM CAP FINISH</b>	<b>NC</b>	No Cap		-
	<b>TP</b>	Taupe Polyurethane	•	\$70
	<b>GR</b>	Grey Polyurethane	•	\$70
	<b>BK</b>	Black Polyurethane	•	\$70
	<b>HRM</b>	Hard Rock Maple Wood Cap	•	\$120
	<b>RC</b>	Rustic Cherry Wood Cap	•	\$240
	<b>CP</b>	Chocolate Pear Wood Cap	•	\$120
<b>FRAME FINISH</b>	<b>BM</b>	Bronze Matte	•	-
	<b>SVR</b>	Silver	•	-
	<b>MG</b>	Metallic Gunmetal		\$40
<b>BACK MESH (If Applicable)</b>	<b>M2</b>	M2 Mesh (not all colors are QS)	•	\$25
	<b>M3</b>	M3 Mesh	•	-
<b>OPTIONS</b>	<b>MB</b>	Moisture Barrier (Seat only)		\$85
	<b>CL</b>	CAL TB133 (MESH)		\$90
	<b>CL</b>	CAL TB133 (UPH)		\$105
<b>FREIGHT OPTIONS</b>	<b>KD</b>	Knocked Down		-
	<b>BW</b>	Blanket Wrapped - Fully Assembled (25 seat minimum)		\$70
<b>FREIGHT REQUIREMENTS</b>	<b>AS</b>	Allseating Standard		-
	<b>FQ</b>	Special Freight Instructions (Call for Quote)		VAR
	<b>GD</b>	Guaranteed Delivery Date and Time (Call for Quote)		VAR

## NOTES

- Warranted for users up to 500 lbs/units.
- When graded in combination upholstery is selected, use the highest grade upholstery selected. Please provide the fabrics specified and a description of where each fabric is to be applied on the product.
- This product meets the requirements set forth in ANSI/BIFMA HCF8.1.
- Shipped ready to assemble.
- Minimum order quantities apply to 5 Day Express shipping, contact Sales Support for details.

## TO ORDER SIMPLY FILL IN THE BLANKS

	0	17									
<b>SERIES</b>	<b>BACK STYLE</b>	<b>LEG</b>	<b>ARM</b>	<b>ARM CAP FINISH</b>	<b>FRAME FINISH</b>	<b>BACK MESH - OPTIONS</b> <small>For additional options separate with (-) hyphen.</small>	<b>FREIGHT OPTION</b>	<b>FREIGHT REQUIREMENTS</b>	<b>FABRIC CODE - SEAT</b> <small>Please refer to allseating.com for fabric codes.</small>	<b>FABRIC CODE - BACK &amp; CLOSED ARM</b>	

INFO  
ASTUTE  
AYLES  
CHIROFORM  
DOVE  
ENTAIL  
EXCHANGE  
FLUID  
FOSTER  
HALSA  
INERTIA  
JIF  
LI  
LEVO  
M.O.  
MULTI  
PILLOWS  
PRESTO  
RAINBOW  
RAY  
REQUISITE  
THERAPOD  
TUCK  
YOU  
ZIP

# FOSTER® GUEST TANDEM ADD ON UNIT

DESIGN | ALLSEATING  
GSA SIN | 33721



**BASE PRICE | \$930**  
**F0018-OA**

Description: Our Guest chair with the flexibility to create your own multiple seat arrangements.  
Suggested Applications: Lobbies, Waiting Rooms.

Code	Grade 1/COM	Grade 2	Grade 3	Grade 4/ COL	Grade 5	Grade 6	Grade 7	Grade 8	Leather 1	Leather 2	Leather 3
F0018-OA	\$1,033	\$1,061	\$1,079	\$1,103	\$1,124	\$1,161	\$1,203	\$1,250	\$1,353	\$1,398	\$1,535
F1018-OA	\$930	\$1,000	\$1,045	\$1,105	\$1,158	\$1,250	\$1,355	\$1,473	\$1,729	\$1,843	\$2,185
CA	\$121	\$142	\$156	\$174	\$189	\$217	\$249	\$284	\$361	\$395	\$498

**FEATURES**

- Clean Out Areas
- 16 Gauge Tubular Steel Frame
- Steel Seat Frame
- High Density Seat Foam
- Latex, lead and mercury free
- Flex Back
- Active Seat Suspension
- Wallsaver Frame Design
- Black non-marring polyethylene glides
- Optional Ganging Kit

**DIMENSIONS**

- OVERALL: 34"H | 23.5"W | 24.75"D
- Seat: 18"H | 21"W | 19"D
- Back: 16"H | 21"W
- Arm: 26.25"H
- COM Seat: 1 yard
- COM Back: 1.5 yards
- COM Closed Arm: 0.75 yard

**PRODUCT WEIGHT**

- 31 lbs. | 33 lbs. with Closed Arms

SERIES	FO	Guest Mesh	QS	\$
	F1	Guest Upholstered	•	VAR
<b>BACK STYLE</b>	0	Midback	•	VAR
<b>LEG</b>	18	Tandem Add On	•	-
<b>ARM</b>	OA	Open Arm	•	-
	CA	Closed Arm		VAR
<b>ARM CAP FINISH</b>	NC	No Cap		-
	TP	Taupe Polyurethane	•	\$35
	GR	Grey Polyurethane	•	\$35
	BK	Black Polyurethane	•	\$35
	HRM	Hard Rock Maple Wood Cap	•	\$60
	RC	Rustic Cherry Wood Cap	•	\$240
	CP	Chocolate Pear Wood Cap	•	\$60
<b>FRAME FINISH</b>	BM	Bronze Matte	•	-
	SVR	Silver	•	-
	MG	Metallic Gunmetal		\$40
<b>BACK MESH (If Applicable)</b>	M2	M2 Mesh (not all colors are QS)	•	\$25
	M3	M3 Mesh	•	-
<b>OPTIONS</b>	MB	Moisture Barrier (Seat only)		\$85
	CL	CAL TB133 (MESH)		\$90
	CL	CAL TB133 (UPH)		\$105
<b>FREIGHT OPTIONS</b>	KD	Knocked Down		-
	BW	Blanket Wrapped - Fully Assembled (25 seat minimum)		\$70
<b>FREIGHT REQUIREMENTS</b>	AS	Allseating Standard		-
	FQ	Special Freight Instructions (Call for Quote)		VAR
	GD	Guaranteed Delivery Date and Time (Call for Quote)		VAR

**NOTES**

- Warranted for users up to 500 lbs/units.
- When graded in combination upholstery is selected, use the highest grade upholstery selected. Please provide the fabrics specified and a description of where each fabric is to be applied on the product.
- This product meets the requirements set forth in ANSI/BIFMA HCF8.1.
- Shipped ready to assemble.
- Minimum order quantities apply to 5 Day Express shipping, contact Sales Support for details.


**TO ORDER SIMPLY FILL IN THE BLANKS**

<input type="text" value=""/>	-	<input type="text" value="0"/>	-	<input type="text" value="18"/>	-	<input type="text" value=""/>	-	<input type="text" value=""/>	-	<input type="text" value=""/>	-	<input type="text" value=""/>	-	<input type="text" value=""/>	-	<input type="text" value=""/>	
<b>SERIES</b>		<b>BACK STYLE</b>		<b>LEG</b>		<b>ARM</b>		<b>ARM CAP FINISH</b>		<b>FRAME FINISH</b>		<b>BACK MESH - OPTIONS</b>		<b>FREIGHT OPTION</b>		<b>FREIGHT REQUIREMENTS</b>	

For additional options separate with (-) hyphen.  
Please refer to allseating.com for fabric codes.

INFO  
ASTUTE  
AYLES  
CHIROPYHM  
DOVE  
ENTAIL  
EXCHANGE  
FLUID  
FOSTER  
HALSA  
INERTIA  
JIF  
LI  
LEVO  
M.O.  
MULTI  
PILLOWS  
PRESTO  
RAINBOW  
RAY  
REQUISITE  
THERAPOD  
TUCK  
YOU  
ZIP





# FOSTER® GUEST TANDEM END UNIT

DESIGN | ALLSEATING  
GSA SIN | 33721

**BASE PRICE | \$912**  
**F0019-OA**

Description: Our Guest chair with the flexibility to create your own multiple seat arrangements.  
Suggested Applications: Lobbies, Waiting Rooms.

Code	Grade 1/COM	Grade 2	Grade 3	Grade 4/COL	Grade 5	Grade 6	Grade 7	Grade 8	Leather 1	Leather 2	Leather 3
F0019-OA	\$1,015	\$1,043	\$1,061	\$1,085	\$1,106	\$1,143	\$1,185	\$1,232	\$1,335	\$1,380	\$1,517
F1019-OA	\$912	\$982	\$1,027	\$1,087	\$1,140	\$1,232	\$1,337	\$1,455	\$1,711	\$1,825	\$2,167
CA	\$121	\$142	\$156	\$174	\$189	\$217	\$249	\$284	\$361	\$395	\$498

## FEATURES

- Clean Out Areas
- 16 Gauge Tubular Steel Frame
- Steel Seat Frame
- High Density Seat Foam
- Latex, lead and mercury free
- Flex Back
- Active Seat Suspension
- Wallsaver Frame Design
- Black non-marring polyethylene glides
- Optional Ganging Kit

## DIMENSIONS

- OVERALL: 34"H | 23.5"W | 24.75"D
- Seat: 18"H | 21"W | 19"D
- Back: 16"H | 21"W
- Arm: 26.25"H
- COM Seat: 1 yard
- COM Back: 1.5 yards
- COM Closed Arm: 0.75 yard

## PRODUCT WEIGHT

- 31 lbs. | 33 lbs. with Closed Arms.

<b>SERIES</b>	<b>F0</b>	Guest Mesh	<b>QS</b>	<b>\$</b>
	<b>F1</b>	Guest Upholstered	•	VAR
<b>BACK STYLE</b>	<b>0</b>	Midback	•	VAR
<b>LEG</b>	<b>19</b>	Tandem End	•	-
<b>ARM</b>	<b>OA</b>	Open Arm	•	-
	<b>CA</b>	Closed Arm		VAR
<b>ARM CAP FINISH</b>	<b>NC</b>	No Cap		-
	<b>TP</b>	Taupe Polyurethane	•	\$35
	<b>GR</b>	Grey Polyurethane	•	\$35
	<b>BK</b>	Black Polyurethane	•	\$35
	<b>HRM</b>	Hard Rock Maple Wood Cap	•	\$60
	<b>RC</b>	Rustic Cherry Wood Cap	•	\$240
	<b>CP</b>	Chocolate Pear Wood Cap	•	\$60
<b>FRAME FINISH</b>	<b>BM</b>	Bronze Matte	•	-
	<b>SVR</b>	Silver	•	-
	<b>MG</b>	Metallic Gunmetal		\$40
<b>BACK MESH (If Applicable)</b>	<b>M2</b>	M2 Mesh (not all colors are QS)	•	\$25
	<b>M3</b>	M3 Mesh	•	-
<b>OPTIONS</b>	<b>MB</b>	Moisture Barrier (Seat only)		\$85
	<b>CL</b>	CAL TB133 (MESH)		\$90
	<b>CL</b>	CAL TB133 (UPH)		\$105
<b>FREIGHT OPTIONS</b>	<b>KD</b>	Knocked Down	•	-
	<b>BW</b>	Blanket Wrapped - Fully Assembled (25 seat minimum)		\$70
<b>FREIGHT REQUIREMENTS</b>	<b>AS</b>	Allseating Standard		-
	<b>FQ</b>	Special Freight Instructions (Call for Quote)		VAR
	<b>GD</b>	Guaranteed Delivery Date and Time (Call for Quote)		VAR

## NOTES

- Shipped ready to assemble.
- Warranted for users up to 500 lbs/units.
- When graded in combination upholstery is selected, use the highest grade upholstery selected. Please provide the fabrics specified and a description of where each fabric is to be applied on the product.
- This product meets the requirements set forth in ANSI/BIFMA HCF8.1.
- Minimum order quantities apply to Quick Ship program, contact Sales Support for details.

## TO ORDER SIMPLY FILL IN THE BLANKS

<input type="text" value=""/>	<input type="text" value="0"/>	<input type="text" value="19"/>	<input type="text" value=""/>	<input type="text" value=""/>	<input type="text" value=""/>	<input type="text" value=""/>	<input type="text" value=""/>	<input type="text" value=""/>	<input type="text" value=""/>	<input type="text" value=""/>
<b>SERIES</b>	<b>BACK STYLE</b>	<b>LEG</b>	<b>ARM</b>	<b>ARM CAP FINISH</b>	<b>FRAME FINISH</b>	<b>BACK MESH - OPTIONS</b> For additional options separate with (-) hyphen.	<b>FREIGHT OPTION</b>	<b>FREIGHT REQUIREMENTS</b>	<b>FABRIC CODE - SEAT</b> Please refer to allseating.com for fabric codes.	<b>FABRIC CODE - BACK &amp; CLOSED ARM</b>

INFO  
ASTUTE  
AYLES  
CHIROPY  
DONE  
ENTAIL  
EXCHANGE  
FLUID  
FOSTER  
HALSA  
INERTIA  
JIF  
LI  
LEVO  
M.O.  
MULTI  
PILLOWS  
PRESTO  
RAINBOW  
RAY  
REQUISITE  
THERAPOD  
TUCK  
YOU  
ZIP



# FOSTER® GUEST WIDE TANDEM START UNIT

DESIGN | ALLSEATING GSA SIN | 33721

**BASE PRICE | \$1,125**  
F1217-OA

Description: Our Guest chair with the flexibility to create your own multiple seat arrangements.  
Suggested Applications: Lobbies, Waiting Rooms.

Code	Grade 1/COM	Grade 2	Grade 3	Grade 4/COL	Grade 5	Grade 6	Grade 7	Grade 8	Leather 1	Leather 2	Leather 3
F0217-OA	\$1,228	\$1,256	\$1,274	\$1,298	\$1,319	\$1,356	\$1,398	\$1,445	\$1,548	\$1,593	\$1,730
F1217-OA	\$1,125	\$1,195	\$1,240	\$1,300	\$1,353	\$1,445	\$1,550	\$1,668	\$1,924	\$2,038	\$2,380
CA	\$242	\$263	\$277	\$295	\$310	\$338	\$370	\$405	\$482	\$516	\$619

## FEATURES

- Clean Out Areas
- 16 Gauge Tubular Steel Frame
- Steel Seat Frame
- High Density Seat Foam
- Latex, lead and mercury free
- Flex Back
- Active Seat Suspension
- Wallsaver Frame Design
- Black non-marring polyethylene glides
- Optional Ganging Kit

## DIMENSIONS

- OVERALL: 34"H | 29"W | 24.75"D
- Seat: 18"H | 24"W | 19"D
- Back: 16"H | 24"W
- Arm: 26.25"H
- COM Seat: 1 yard
- COM Back: 1.5 yards
- COM Closed Arm: 0.75 yard

## PRODUCT WEIGHT

- 40 lbs. | 46 lbs. with Closed Arms.

<b>SERIES</b>	<b>F0</b>	Guest Mesh	<b>QS</b>	<b>\$</b>
	<b>F1</b>	Guest Upholstered	•	-
<b>BACK STYLE</b>	<b>2</b>	Midback Wide	•	VAR
<b>LEG</b>	<b>17</b>	Tandem Start	•	-
<b>ARM</b>	<b>OA</b>	Open Arm	•	-
	<b>CA</b>	Closed Arm		VAR
<b>ARM CAP FINISH</b>	<b>NC</b>	No Cap		-
	<b>TP</b>	Taupe Polyurethane	•	\$70
	<b>GR</b>	Grey Polyurethane	•	\$70
	<b>BK</b>	Black Polyurethane	•	\$70
	<b>HRM</b>	Hard Rock Maple Wood Cap	•	\$120
	<b>RC</b>	Rustic Cherry Wood Cap	•	\$240
	<b>CP</b>	Chocolate Pear Wood Cap	•	\$120
<b>FRAME FINISH</b>	<b>BM</b>	Bronze Matte	•	-
	<b>SVR</b>	Silver	•	-
	<b>MG</b>	Metallic Gunmetal		\$40
<b>BACK MESH (If Applicable)</b>	<b>M2</b>	M2 Mesh (not all colors are QS)	•	\$25
	<b>M3</b>	M3 Mesh	•	-
<b>OPTIONS</b>	<b>MB</b>	Moisture Barrier (Seat only)		\$85
	<b>CL</b>	CAL TB133 (MESH)		\$90
	<b>CL</b>	CAL TB133 (UPH)		\$105
<b>FREIGHT OPTIONS</b>	<b>KD</b>	Knocked Down	•	-
	<b>BW</b>	Blanket Wrapped - Fully Assembled (25 seat minimum)		\$70
<b>FREIGHT REQUIREMENTS</b>	<b>AS</b>	Allseating Standard		-
	<b>FQ</b>	Special Freight Instructions (Call for Quote)		VAR
	<b>GD</b>	Guaranteed Delivery Date and Time (Call for Quote)		VAR

## NOTES

- Warranted for users up to 500 lbs/units.
- When graded in combination upholstery is selected, use the highest grade upholstery selected. Please provide the fabrics specified and a description of where each fabric is to be applied on the product.
- This product meets the requirements set forth in ANSI/BIFMA HCF8.1.
- Shipped ready to assemble.
- Minimum order quantities apply to 5 Day Express shipping, contact Sales Support for details.


## TO ORDER SIMPLY FILL IN THE BLANKS

<input type="text"/>	-	<input type="text" value="2"/>	-	<input type="text" value="17"/>	-	<input type="text"/>	-	<input type="text"/>	-	<input type="text"/>	-	<input type="text"/>	-	<input type="text"/>	-	<input type="text"/>				
<b>SERIES</b>		<b>BACK STYLE</b>		<b>LEG</b>		<b>ARM</b>		<b>ARM CAP FINISH</b>		<b>FRAME FINISH</b>		<b>BACK MESH - OPTIONS</b> For additional options separate with (-) hyphen.		<b>FREIGHT OPTION</b>		<b>FREIGHT REQUIREMENTS</b>		<b>FABRIC CODE - SEAT</b> Please refer to allseating.com for fabric codes.		<b>FABRIC CODE - BACK &amp; CLOSED ARM</b>

INFO  
ASTUTE  
AYLES  
CHIROFORM  
DOVE  
ENTAIL  
EXCHANGE  
FLUID  
FOSTER  
HALSA  
INERTIA  
JIF  
LI  
LEVO  
M.O.  
MULTI  
PILLOWS  
PRESTO  
RAINBOW  
RAY  
REQUISITE  
THERAPOD  
TUCK  
YOU  
ZIP

# FOSTER® GUEST WIDE TANDEM ADD ON UNIT

DESIGN | ALLSEATING GSA SIN | 33721



**BASE PRICE | \$995**  
F1218-OA

Description: Our Guest chair with the flexibility to create your own multiple seat arrangements.  
Suggested Applications: Lobbies, Waiting Rooms.

Code	Grade 1/COM	Grade 2	Grade 3	Grade 4/COL	Grade 5	Grade 6	Grade 7	Grade 8	Leather 1	Leather 2	Leather 3
F0218-OA	\$1,098	\$1,126	\$1,144	\$1,168	\$1,189	\$1,226	\$1,268	\$1,315	\$1,418	\$1,463	\$1,600
F1218-OA	\$995	\$1,065	\$1,110	\$1,170	\$1,223	\$1,315	\$1,420	\$1,538	\$1,794	\$1,908	\$2,250
CA	\$121	\$142	\$156	\$174	\$189	\$217	\$249	\$284	\$361	\$395	\$498

## FEATURES

- Clean Out Areas
- 16 Gauge Tubular Steel Frame (4 Leg)
- Steel Seat Frame
- High Density Seat Foam
- Latex, lead and mercury free
- Flex Back
- Active Seat Suspension
- Wallsaver Frame Design
- Black non-marring polyethylene glides
- Optional Ganging Kit

## DIMENSIONS

- OVERALL: 34"H | 26.25"W | 24.75"D
- Seat: 18"H | 24"W | 19"D
- Back: 16"H | 24"W
- Arm: 26.25"H
- COM Seat: 1 yard
- COM Back: 1.5 yards
- COM Closed Arm: 0.75 yard

## PRODUCT WEIGHT

- 40 lbs. | 46 lbs. with Closed Arms.

SERIES	FO	Guest Mesh	QS	\$
	F1	Guest Upholstered	•	-
<b>BACK STYLE</b>	2	Midback Wide	•	VAR
<b>LEG</b>	18	Tandem Add On	•	-
<b>ARM</b>	OA	Open Arm	•	-
	CA	Closed Arm		VAR
<b>ARM CAP FINISH</b>	NC	No Cap		-
	TP	Taupe Polyurethane	•	\$35
	GR	Grey Polyurethane	•	\$35
	BK	Black Polyurethane	•	\$35
	HRM	Hard Rock Maple Wood Cap	•	\$60
	RC	Rustic Cherry Wood Cap	•	\$240
	CP	Chocolate Pear Wood Cap	•	\$60
<b>FRAME FINISH</b>	BM	Bronze Matte	•	-
	SVR	Silver	•	-
	MG	Metallic Gunmetal		\$40
<b>BACK MESH</b>	M2	M2 Mesh (not all colors are QS)	•	\$25
	M3	M3 Mesh	•	-
<b>OPTIONS</b>	MB	Moisture Barrier (Seat only)		\$85
	CL	CAL TB133 (MESH)		\$90
	CL	CAL TB133 (UPH)		\$105
<b>FREIGHT OPTIONS</b>	KD	Knocked Down	•	-
	BW	Blanket Wrapped - Fully Assembled (25 seat minimum)		\$70
<b>FREIGHT REQUIREMENTS</b>	AS	Allseating Standard		-
	FQ	Special Freight Instructions (Call for Quote)		VAR
	GD	Guaranteed Delivery Date and Time (Call for Quote)		VAR

## NOTES

- Warranted for users up to 500 lbs/units.
- When graded in combination upholstery is selected, use the highest grade upholstery selected. Please provide the fabrics specified and a description of where each fabric is to be applied on the product.
- This product meets the requirements set forth in ANSI/BIFMA HCF8.1.
- Shipped ready to assemble.
- Minimum order quantities apply to 5 Day Express shipping, contact Sales Support for details.

## TO ORDER SIMPLY FILL IN THE BLANKS

<input type="text"/>	-	<input type="text" value="2"/>	-	<input type="text" value="18"/>	-	<input type="text"/>	-	<input type="text"/>	-	<input type="text"/>	-	<input type="text"/>	-	<input type="text"/>	-	<input type="text"/>				
<b>SERIES</b>		<b>BACK STYLE</b>		<b>LEG</b>		<b>ARM</b>		<b>ARM CAP FINISH</b>		<b>FRAME FINISH</b>		<b>BACK MESH - OPTIONS</b> <small>For additional options separate with (-) hyphen.</small>		<b>FREIGHT OPTION</b>		<b>FREIGHT REQUIREMENTS</b>		<b>FABRIC CODE - SEAT</b> <small>Please refer to allseating.com for fabric codes.</small>		<b>FABRIC CODE - BACK &amp; CLOSED ARM</b>

INFO  
ASTUTE  
AYLES  
CHIROFORM  
DOVE  
ENTAIL  
EXCHANGE  
FLUID  
FOSTER  
HALSA  
INERTIA  
JIF  
LI  
LEVO  
M.O.  
MULTI  
PILLOWS  
PRESTO  
RAINBOW  
RAY  
REQUISITE  
THERAPOD  
TUCK  
YOU  
ZIP



# FOSTER® GUEST WIDE TANDEM END UNIT

DESIGN | ALLSEATING GSA SIN | 33721

**BASE PRICE | \$977**  
F1219-OA

Description: Our Guest chair with the flexibility to create your own multiple seat arrangements.  
Suggested Applications: Lobbies, Waiting Rooms.

## FEATURES

- Clean Out Areas
- 16 Gauge Tubular Steel Frame
- Steel Seat Frame
- High Density Seat Foam
- Latex, lead and mercury free
- Flex Back
- Active Seat Suspension
- Wallsaver Frame Design
- Black non-marring polyethylene glides
- Optional Ganging Kit

## DIMENSIONS

- OVERALL: 34"H | 26.25"W | 24.75"D
- Seat: 18"H | 24"W | 19"D
- Back: 16"H | 24"W
- Arm: 26.25"H
- COM Seat: 1 yard
- COM Back: 1.5 yards
- COM Closed Arm: 0.75 yard

## PRODUCT WEIGHT

- 33 lbs. | 35 lbs. with Closed Arms.

Code	Grade 1/COM	Grade 2	Grade 3	Grade 4/COL	Grade 5	Grade 6	Grade 7	Grade 8	Leather 1	Leather 2	Leather 3
F0219-OA	\$1,080	\$1,108	\$1,126	\$1,150	\$1,171	\$1,208	\$1,250	\$1,297	\$1,400	\$1,445	\$1,582
F1219-OA	\$977	\$1,047	\$1,092	\$1,152	\$1,205	\$1,297	\$1,402	\$1,520	\$1,776	\$1,890	\$2,232
CA	\$121	\$142	\$156	\$174	\$189	\$217	\$249	\$284	\$361	\$395	\$498

SERIES	FO	Guest Mesh	QS	\$
	F1	Guest Upholstered	•	-
BACK STYLE	2	Midback Wide	•	VAR
LEG	19	Tandem End	•	-
ARM	OA	Open Arm	•	-
	CA	Closed Arm		VAR
ARM CAP FINISH	NC	No Cap		-
	TP	Taupe Polyurethane	•	\$35
	GR	Grey Polyurethane	•	\$35
	BK	Black Polyurethane	•	\$35
	HRM	Hard Rock Maple Wood Cap	•	\$60
	RC	Rustic Cherry Wood Cap	•	\$240
	CP	Chocolate Pear Wood Cap	•	\$60
FRAME FINISH	BM	Bronze Matte	•	-
	SVR	Silver	•	-
	MG	Metallic Gunmetal		\$40
BACK MESH	M2	M2 Mesh (not all colors are QS)	•	\$25
	M3	M3 Mesh	•	-
	MB	Moisture Barrier (Seat only)		\$85
OPTIONS	CL	CAL TB133 (MESH)		\$90
	CL	CAL TB133 (UPH)		\$105
FREIGHT OPTIONS	KD	Knocked Down	•	-
	BW	Blanket Wrapped - Fully Assembled (25 seat minimum)		\$70
FREIGHT REQUIREMENTS	AS	Allseating Standard		-
	FQ	Special Freight Instructions (Call for Quote)		VAR
	GD	Guaranteed Delivery Date and Time (Call for Quote)		VAR

## NOTES

- Warranted for users up to 500 lbs/units.
- When graded in combination upholstery is selected, use the highest grade upholstery selected. Please provide the fabrics specified and a description of where each fabric is to be applied on the product.
- This product meets the requirements set forth in ANSI/BIFMA HCF8.1.
- Shipped ready to assemble.
- Minimum order quantities apply to 5 Day Express shipping, contact Sales Support for details.

## TO ORDER SIMPLY FILL IN THE BLANKS

<input type="text"/>	-	<input type="text" value="2"/>	-	<input type="text" value="19"/>	-	<input type="text"/>	-	<input type="text"/>	-	<input type="text"/>	-	<input type="text"/>	-	<input type="text"/>	-	<input type="text"/>	-	<input type="text"/>	
SERIES		BACK STYLE		LEG		ARM		ARM CAP FINISH		FRAME FINISH		BACK MESH - OPTIONS For additional options separate with (-) hyphen.		FREIGHT OPTION		FREIGHT REQUIREMENTS		FABRIC CODE - SEAT Please refer to allseating.com for fabric codes.	FABRIC CODE - BACK & CLOSED ARM

INFO  
ASTUTE  
AYLES  
CHIROFORM  
DONE  
ENTAIL  
EXCHANGE  
FLUID  
FOSTER  
HALSA  
INERTIA  
JIF  
LI  
LEVO  
M.O.  
MULTI  
PILLOWS  
PRESTO  
RAINBOW  
RAY  
REQUISITE  
THERAPOD  
TUCK  
YOU  
ZIP



# FOSTER® GUEST PLUS TANDEM START UNIT

DESIGN | ALLSEATING GSA SIN | 33721

**BASE PRICE | \$1,285**  
F1417-OA

Description: Our Guest chair with the flexibility to create your own multiple seat arrangements.  
Suggested Applications: Lobbies, Waiting Rooms.

## FEATURES

- Clean Out Areas
- 16 Gauge Tubular Steel Frame
- Steel Seat Frame
- High Density Seat Foam
- Latex, lead and mercury free
- Flex Back
- Active Seat Suspension
- Wallsaver Frame Design
- Black non-marring polyethylene glides
- Optional Ganging Kit

## DIMENSIONS

- OVERALL: 34"H | 35"W | 24.75"D
- Seat: 18"H | 30"W | 19"D
- Back: 16"H | 30"W
- Arm: 26.25"H
- COM Seat: 1 yard
- COM Back: 1.5 yards
- COM Closed Arm: 0.75 yard

## PRODUCT WEIGHT

- 44 lbs. | 50 lbs. with Closed Arms.

Code	Grade 1/COM	Grade 2	Grade 3	Grade 4/COL	Grade 5	Grade 6	Grade 7	Grade 8	Leather 1	Leather 2	Leather 3
F0417-OA	\$1,388	\$1,416	\$1,434	\$1,458	\$1,479	\$1,516	\$1,558	\$1,605	\$1,708	\$1,753	\$1,890
F1417-OA	\$1,285	\$1,355	\$1,400	\$1,460	\$1,513	\$1,605	\$1,710	\$1,828	\$2,084	\$2,198	\$2,540
CA	\$242	\$263	\$277	\$295	\$310	\$338	\$370	\$405	\$482	\$516	\$619

SERIES	FO	Guest Mesh	QS	\$
	F1	Guest Upholstered	•	-
<b>BACK STYLE</b>	4	Midback Plus	•	VAR
<b>LEG</b>	17	Tandem Start	•	-
<b>ARM</b>	OA	Open Arm	•	-
	CA	Closed Arm		VAR
<b>ARM CAP FINISH</b>	NC	No Cap		-
	TP	Taupe Polyurethane	•	\$70
	GR	Grey Polyurethane	•	\$70
	BK	Black Polyurethane	•	\$70
	HRM	Hard Rock Maple Wood Cap	•	\$120
	RC	Rustic Cherry Wood Cap	•	\$240
	CP	Chocolate Pear Wood Cap	•	\$120
<b>FRAME FINISH</b>	BM	Bronze Matte	•	-
	SVR	Silver	•	-
	MG	Metallic Gunmetal		\$40
<b>BACK MESH</b>	M2	M2 Mesh (not all colors are QS)	•	\$25
	M3	M3 Mesh	•	-
<b>OPTIONS</b>	MB	Moisture Barrier (Seat only)		\$85
	CL	CAL TB133 (MESH)		\$90
	CL	CAL TB133 (UPH)		\$105
<b>FREIGHT OPTIONS</b>	KD	Knocked Down	•	-
	BW	Blanket Wrapped - Fully Assembled (25 seat minimum)		\$70
<b>FREIGHT REQUIREMENTS</b>	AS	Allseating Standard		-
	FQ	Special Freight Instructions (Call for Quote)		VAR
	GD	Guaranteed Delivery Date and Time (Call for Quote)		VAR

## NOTES

- Warranted for users up to 500 lbs/units.
- When graded in combination upholstery is selected, use the highest grade upholstery selected. Please provide the fabrics specified and a description of where each fabric is to be applied on the product.
- This product meets the requirements set forth in ANSI/BIFMA HCF8.1.
- Shipped ready to assemble.
- Minimum order quantities apply to 5 Day Express shipping, contact Sales Support for details.

## TO ORDER SIMPLY FILL IN THE BLANKS

<input type="text"/>	-	<input type="text" value="4"/>	-	<input type="text" value="17"/>	-	<input type="text"/>	-	<input type="text"/>	-	<input type="text"/>	-	<input type="text"/>	-	<input type="text"/>	-	<input type="text"/>	-	<input type="text"/>	-	<input type="text"/>
<b>SERIES</b>		<b>BACK STYLE</b>		<b>LEG</b>		<b>ARM</b>		<b>ARM CAP FINISH</b>		<b>FRAME FINISH</b>		<b>BACK MESH - OPTIONS</b>		<b>FREIGHT OPTION</b>		<b>FREIGHT REQUIREMENTS</b>		<b>FABRIC CODE - SEAT</b>		<b>FABRIC CODE - BACK &amp; CLOSED ARM</b>
												For additional options separate with (-) hyphen.						Please refer to allseating.com for fabric codes.		

INFO  
ASTUTE  
AYLES  
CHIROFORM  
DOVE  
ENTAIL  
EXCHANGE  
FLUID  
FOSTER  
HALSA  
INERTIA  
JIF  
LI  
LEVO  
M.O.  
MULTI  
PILLOWS  
PRESTO  
RAINBOW  
RAY  
REQUISITE  
THERAPOD  
TUCK  
YOU  
ZIP

# FOSTER® GUEST PLUS TANDEM ADD ON UNIT

DESIGN | ALLSEATING GSA SIN | 33721



**BASE PRICE | \$1,155**  
F1418-OA

Description: Our Guest chair with the flexibility to create your own multiple seat arrangements.  
Suggested Applications: Lobbies, Waiting Rooms.

Code	Grade 1/COM	Grade 2	Grade 3	Grade 4/ COL	Grade 5	Grade 6	Grade 7	Grade 8	Leather 1	Leather 2	Leather 3
F0418-OA	\$1,258	\$1,286	\$1,304	\$1,328	\$1,349	\$1,386	\$1,428	\$1,475	\$1,578	\$1,623	\$1,760
F1418-OA	\$1,155	\$1,225	\$1,270	\$1,330	\$1,383	\$1,475	\$1,580	\$1,698	\$1,954	\$2,068	\$2,410
CA	\$121	\$142	\$156	\$174	\$189	\$217	\$249	\$284	\$361	\$395	\$498

## FEATURES

- Clean Out Areas
- 16 Gauge Tubular Steel Frame
- Steel Seat Frame
- High Density Seat Foam
- Latex, lead and mercury free
- Flex Back
- Active Seat Suspension
- Wallsaver Frame Design
- Black non-marring polyethylene glides
- Optional Ganging Kit

## DIMENSIONS

- OVERALL: 34"H | 35"W | 29.75"D
- Seat: 18"H | 30"W | 19"D
- Back: 16"H | 30"W
- Arm: 26.25"H
- COM Seat: 1 yard
- COM Back: 1.5 yards
- COM Closed Arm: 0.75 yard

## PRODUCT WEIGHT

- 37 lbs. | 39 lbs. with Closed Arms.

<b>SERIES</b>	<b>F0</b>	Guest Mesh	QS	\$
	<b>F1</b>	Guest Upholstered	•	-
<b>BACK STYLE</b>	<b>4</b>	Midback Plus	•	VAR
<b>LEG</b>	<b>18</b>	Tandem Add On	•	-
<b>ARM</b>	<b>OA</b>	Open Arm	•	-
	<b>CA</b>	Closed Arm		VAR
<b>ARM CAP FINISH</b>	<b>NC</b>	No Cap		-
	<b>TP</b>	Taupe Polyurethane	•	\$35
	<b>GR</b>	Grey Polyurethane	•	\$35
	<b>BK</b>	Black Polyurethane	•	\$35
	<b>HRM</b>	Hard Rock Maple Wood Cap	•	\$60
	<b>RC</b>	Rustic Cherry Wood Cap	•	\$60
	<b>CP</b>	Chocolate Pear Wood Cap	•	\$60
<b>FRAME FINISH</b>	<b>BM</b>	Bronze Matte	•	-
	<b>SVR</b>	Silver	•	-
	<b>MG</b>	Metallic Gunmetal		\$40
<b>BACK MESH (if applicable)</b>	<b>M2</b>	M2 Mesh (not all colors are QS)	•	\$25
	<b>M3</b>	M3 Mesh	•	-
<b>OPTIONS</b>	<b>MB</b>	Moisture Barrier (Seat only)		\$85
	<b>CL</b>	CAL TB133 (MESH)		\$90
	<b>CL</b>	CAL TB133 (UPH)		\$105
<b>FREIGHT OPTIONS</b>	<b>KD</b>	Knocked Down	•	-
	<b>BW</b>	Blanket Wrapped - Fully Assembled (25 seat minimum)		\$70
<b>FREIGHT REQUIREMENTS</b>	<b>AS</b>	Allseating Standard		-
	<b>FQ</b>	Special Freight Instructions (Call for Quote)		VAR
	<b>GD</b>	Guaranteed Delivery Date and Time (Call for Quote)		VAR

## NOTES

- Warranted for users up to 500 lbs/units.
- When graded in combination upholstery is selected, use the highest grade upholstery selected. Please provide the fabrics specified and a description of where each fabric is to be applied on the product.
- This product meets the requirements set forth in ANSI/BIFMA HCF8.1.
- Shipped ready to assemble.
- Minimum order quantities apply to 5 Day Express shipping, contact Sales Support for details.


## TO ORDER SIMPLY FILL IN THE BLANKS

<input type="text"/>	-	<input type="text" value="4"/>	-	<input type="text" value="18"/>	-	<input type="text"/>	-	<input type="text"/>	-	<input type="text"/>	-	<input type="text"/>	-	<input type="text"/>	-	<input type="text"/>				
<b>SERIES</b>		<b>BACK STYLE</b>		<b>LEG</b>		<b>ARM</b>		<b>ARM CAP FINISH</b>		<b>FRAME FINISH</b>		<b>BACK MESH - OPTIONS</b> <small>For additional options separate with (-) hyphen.</small>		<b>FREIGHT OPTION</b>		<b>FREIGHT REQUIREMENTS</b>		<b>FABRIC CODE - SEAT</b> <small>Please refer to allseating.com for fabric codes.</small>		<b>FABRIC CODE - BACK &amp; CLOSED ARM</b>

INFO  
ASTUTE  
AYLES  
CHIROFORM  
DONE  
ENTAIL  
EXCHANGE  
FLUID  
FOSTER  
HALSA  
INERTIA  
JIF  
LI  
LEVO  
M.O.  
MULTI  
PILLOWS  
PRESTO  
RAINBOW  
RAY  
REQUISITE  
THERAPOD  
TUCK  
YOU  
ZIP

# FOSTER® GUEST PLUS TANDEM END UNIT

DESIGN | ALLSEATING GSA SIN | 33721



**BASE PRICE | \$1,137**  
F1419-OA

Description: Our Guest chair with the flexibility to create your own multiple seat arrangements.  
Suggested Applications: Lobbies, Waiting Rooms.

Code	Grade 1/COM	Grade 2	Grade 3	Grade 4/ COL	Grade 5	Grade 6	Grade 7	Grade 8	Leather 1	Leather 2	Leather 3
F0419-OA	\$1,240	\$1,268	\$1,286	\$1,310	\$1,331	\$1,368	\$1,410	\$1,457	\$1,560	\$1,605	\$1,742
F1419-OA	\$1,137	\$1,207	\$1,252	\$1,312	\$1,365	\$1,457	\$1,562	\$1,680	\$1,936	\$2,050	\$2,392
CA	\$121	\$142	\$156	\$174	\$189	\$217	\$249	\$284	\$361	\$395	\$498

## FEATURES

- Clean Out Areas
- 16 Gauge Tubular Steel Frame
- Steel Seat Frame
- High Density Seat Foam
- Latex, lead and mercury free
- Flex Back
- Active Seat Suspension
- Wallsaver Frame Design
- Black non-marring polyethylene glides
- Optional Ganging Kit

## DIMENSIONS

- OVERALL: 34"H | 32.5"W | 24.75"D
- Seat: 18"H | 30"W | 19"D
- Back: 16"H | 30"W
- Arm: 26.25"H
- COM Seat: 1 yard
- COM Back: 1.5 yards
- COM Closed Arm: 0.75 yard

## PRODUCT WEIGHT

- 37 lbs. | 39 lbs. with Closed Arms.

SERIES	FO	Guest Mesh	QS	\$
	F1	Guest Upholstered	•	-
<b>BACK STYLE</b>	4	Midback Plus	•	VAR
<b>LEG</b>	19	Tandem End	•	-
<b>ARM</b>	OA	Open Arm	•	-
	CA	Closed Arm		VAR
<b>ARM CAP FINISH</b>	NC	No Cap		-
	TP	Taupe Polyurethane	•	\$35
	GR	Grey Polyurethane	•	\$35
	BK	Black Polyurethane	•	\$35
	HRM	Hard Rock Maple Wood Cap	•	\$60
	RC	Rustic Cherry Wood Cap	•	\$240
	CP	Chocolate Pear Wood Cap	•	\$60
<b>FRAME FINISH</b>	BM	Bronze Matte	•	-
	SVR	Silver	•	-
	MG	Metallic Gunmetal		\$40
<b>BACK MESH (If Applicable)</b>	M2	M2 Mesh (not all colors are QS)	•	\$25
	M3	M3 Mesh	•	-
<b>OPTIONS</b>	MB	Moisture Barrier (Seat only)		\$85
	CL	CAL TB133 (MESH)		\$90
	CL	CAL TB133 (UPH)		\$105
<b>FREIGHT OPTIONS</b>	KD	Knocked Down	•	-
	BW	Blanket Wrapped - Fully Assembled (25 seat minimum)		\$70
<b>FREIGHT REQUIREMENTS</b>	AS	Allseating Standard		-
	FQ	Special Freight Instructions (Call for Quote)		VAR
	GD	Guaranteed Delivery Date and Time (Call for Quote)		VAR

## NOTES

- Warranted for users up to 500 lbs/units.
- When graded in combination upholstery is selected, use the highest grade upholstery selected. Please provide the fabrics specified and a description of where each fabric is to be applied on the product.
- This product meets the requirements set forth in ANSI/BIFMA HCF8.1.
- Shipped ready to assemble.
- Minimum order quantities apply to 5 Day Express shipping, contact Sales Support for details.

## TO ORDER SIMPLY FILL IN THE BLANKS

<input type="text"/>	-	<input type="text" value="4"/>	-	<input type="text" value="19"/>	-	<input type="text"/>	-	<input type="text"/>	-	<input type="text"/>	-	<input type="text"/>	-	<input type="text"/>	-	<input type="text"/>				
<b>SERIES</b>		<b>BACK STYLE</b>		<b>LEG</b>		<b>ARM</b>		<b>ARM CAP FINISH</b>		<b>FRAME FINISH</b>		<b>BACK MESH - OPTIONS</b> <small>For additional options separate with (-) hyphen.</small>		<b>FREIGHT OPTION</b>		<b>FREIGHT REQUIREMENTS</b>		<b>FABRIC CODE - SEAT</b> <small>Please refer to allseating.com for fabric codes.</small>		<b>FABRIC CODE - BACK &amp; CLOSED ARM</b>

INFO  
ASTUTE  
AYLES  
CHIROFORM  
DOVE  
ENTAIL  
EXCHANGE  
FLUID  
FOSTER  
HALSA  
INERTIA  
JIF  
LI  
LEVO  
M.O.  
MULTI  
PILLOWS  
PRESTO  
RAINBOW  
RAY  
REQUISITE  
THERAPOD  
TUCK  
YOU  
ZIP



# FOSTER® LOUNGE SINGLE

DESIGN | ALLSEATING  
GSA SIN | 33721

**BASE PRICE | \$1,683**  
F2010-OA

Influenced by residential and hospitality design, Foster lounge furniture offers a deeper, wider seat and superior comfort.  
Suggested Applications:  
Waiting Rooms, Patient Rooms, Resident Rooms.

Code	Grade 1/COM	Grade 2	Grade 3	Grade 4/COL	Grade 5	Grade 6	Grade 7	Grade 8	Leather 1	Leather 2	Leather 3
F2010-OA	\$1,683	\$1,774	\$1,833	\$1,911	\$1,979	\$2,099	\$2,236	\$2,388	\$2,721	\$2,869	\$3,315
CA	\$242	\$291	\$323	\$365	\$401	\$466	\$540	\$622	\$801	\$881	\$1,121

## FEATURES

- Clean Out Areas
- 16 Gauge Tubular Steel Frame
- Steel Seat Frame
- Multi Layered High Density Seat Foam
- Latex, lead and mercury free
- Wallsaver Frame Design
- Black non-marring polyethylene glides

## DIMENSIONS

- OVERALL: 33"H | 28"W | 30"D
- Seat: 17.5"H | 23"W | 20"D
- Back: 15.5"H | 28"W
- Arm: 26.26"H
- COM Seat: 1.5 yards
- COM Back: 1.75 yards
- COM Closed Arm: 1.75 yards

## PRODUCT WEIGHT

- 57 lbs. | 68 lbs. with Closed Arms.

SERIES	F2	Lounge	QS	\$
<b>BACK STYLE</b>	<b>0</b>	Midback		VAR
<b>LEG</b>	<b>10</b>	Single		-
<b>ARM</b>	<b>OA</b>	Open Arm		-
	<b>NA</b>	No Arm		-
	<b>CA</b>	Closed Arm		VAR
<b>ARM CAP FINISH</b>	<b>NC</b>	No Cap		-
	<b>TP</b>	Taupe Polyurethane		\$75
	<b>GR</b>	Grey Polyurethane		\$75
	<b>BK</b>	Black Polyurethane		\$75
	<b>HRM</b>	Hard Rock Maple Wood Cap		\$130
	<b>RC</b>	Rustic Cherry Wood Cap		\$130
	<b>CP</b>	Chocolate Pear Wood Cap		\$130
<b>FRAME FINISH</b>	<b>BM</b>	Bronze Matte		-
	<b>SVR</b>	Silver		-
	<b>MG</b>	Metallic Gunmetal		\$40
<b>OPTIONS</b>	<b>MB</b>	Moisture Barrier (Seat only)		\$85
	<b>CL</b>	CAL TB133		\$200
	<b>TL</b>	Tablet Left		\$695
	<b>TR</b>	Tablet Right		\$695
<b>FREIGHT OPTIONS</b>	<b>KD</b>	Knocked Down		-
	<b>BW</b>	Blanket Wrapped - Fully Assembled (25 seat minimum)		\$70
<b>FREIGHT REQUIREMENTS</b>	<b>AS</b>	Allseating Standard		-
	<b>FQ</b>	Special Freight Instructions (Call for Quote)		VAR
	<b>GD</b>	Guaranteed Delivery Date and Time (Call for Quote)		VAR

## NOTES

- Ships knocked down.
- Warranted for users up to 350 lbs/seat.
- When graded in combination upholstery is selected, use the highest grade upholstery selected. Please provide the fabrics specified and a description of where each fabric is to be applied on the product.
- This product meets the requirements set forth in ANSI/BIFMA HCF8.1.

## TO ORDER SIMPLY FILL IN THE BLANKS

F2	-	0	-	10	-		-		-		-		-		-		-			
<b>SERIES</b>		<b>BACK STYLE</b>		<b>LEG</b>		<b>ARM</b>		<b>ARM CAP FINISH</b>		<b>FRAME FINISH</b>		<b>OPTIONS</b>		<b>FREIGHT OPTION</b>		<b>FREIGHT REQUIREMENTS</b>		<b>FABRIC CODE - SEAT</b>		<b>FABRIC CODE - BACK &amp; CLOSED ARM</b>
												For additional options separate with (-) hyphen.						Please refer to allseating.com for fabric codes.		

INFO  
ASTUTE  
AYLES  
CHIROPFORM  
DONE  
ENTAIL  
EXCHANGE  
FLUID  
FOSTER  
HALSA  
INERTIA  
JIF  
LI  
LEVO  
M.O.  
MULTI  
PILLOWS  
PRESTO  
RAINBOW  
RAY  
REQUISITE  
THERAPOD  
TUCK  
YOU  
ZIP





# FOSTER® LOUNGE PLUS

DESIGN | ALLSEATING  
GSA SIN | 33721

**BASE PRICE | \$2,100**  
**F2410-OA**

Influenced by residential and hospitality design, Foster lounge furniture offers a deeper, wider seat and superior comfort.  
Suggested Applications:  
Waiting Rooms, Patient Rooms, Resident Rooms.

Code	Grade 1/ COM	Grade 2	Grade 3	Grade 4/ COL	Grade 5	Grade 6	Grade 7	Grade 8	Leather 1	Leather 2	Leather 3
F2410-OA	\$2,100	\$2,205	\$2,273	\$2,363	\$2,441	\$2,580	\$2,738	\$2,914	\$3,298	\$3,469	\$3,983
CA	\$242	\$279	\$307	\$347	\$401	\$491	\$603	\$722	\$801	\$881	\$1,121

**FEATURES**

- Clean Out Areas
- 16 Gauge Tubular Steel Frame
- Steel Seat Frame
- Multi Layered High Density Seat Foam
- Latex, lead and mercury free
- Wallsaver Frame Design
- Black non-marring polyethylene glides

**DIMENSIONS**

- OVERALL: 33"H | 35"W | 30"D
- Seat: 17.5"H | 30"W | 20"D
- Back: 15.5"H | 35"W
- Arm: 26.26"H
- COM Seat: 1.5 yards
- COM Back: 1.75 yards
- COM Closed Arm: 1.75 yards

**PRODUCT WEIGHT**

- 57 lbs. | 68 lbs. with Closed Arms.

SERIES	F2	Lounge	QS	\$
<b>BACK STYLE</b>	<b>4</b>	Midback Plus		VAR
<b>LEG</b>	<b>10</b>	Single		-
<b>ARM</b>	<b>OA</b>	Open Arm		-
	<b>NA</b>	No Arm		-
	<b>CA</b>	Closed Arm		VAR
<b>ARM CAP FINISH</b>	<b>NC</b>	No Cap		-
	<b>TP</b>	Taupe Polyurethane		\$75
	<b>GR</b>	Grey Polyurethane		\$75
	<b>BK</b>	Black Polyurethane		\$75
	<b>HRM</b>	Hard Rock Maple Wood Cap		\$130
	<b>RC</b>	Rustic Cherry Wood Cap		\$240
<b>FRAME FINISH</b>	<b>CP</b>	Chocolate Pear Wood Cap		\$130
	<b>BM</b>	Bronze Matte		-
	<b>SVR</b>	Silver		-
<b>OPTIONS</b>	<b>MG</b>	Metallic Gunmetal		\$40
	<b>MB</b>	Moisture Barrier (Seat only)		\$85
	<b>CL</b>	CAL TB133		\$200
<b>FREIGHT OPTIONS</b>	<b>KD</b>	Knocked Down		-
	<b>BW</b>	Blanket Wrapped - Fully Assembled (25 seat minimum)		\$70
	<b>AS</b>	Allseating Standard		-
<b>FREIGHT REQUIREMENTS</b>	<b>FQ</b>	Special Freight Instructions (Call for Quote)		VAR
	<b>GD</b>	Guaranteed Delivery Date and Time (Call for Quote)		VAR


**NOTES**

- Ships knocked down.
- Warranted for users up to 350 lbs/seat.
- When graded in combination upholstery is selected, use the highest grade upholstery selected. Please provide the fabrics specified and a description of where each fabric is to be applied on the product.
- This product meets the requirements set forth in ANSI/BIFMA HCF8.1.

**TO ORDER SIMPLY FILL IN THE BLANKS**

F2	-	4	-	10	-		-		-		-		-		-		-		
<b>SERIES</b>		<b>BACK STYLE</b>		<b>LEG</b>		<b>ARM</b>		<b>ARM CAP FINISH</b>		<b>FRAME FINISH</b>		<b>OPTIONS</b> <small>For additional options separate with (-) hyphen.</small>		<b>FREIGHT OPTION</b>		<b>FREIGHT REQUIREMENTS</b>		<b>FABRIC CODE - SEAT</b> <small>Please refer to allseating.com for fabric codes.</small>	<b>FABRIC CODE - BACK &amp; CLOSED ARM</b>

INFO  
ASTUTE  
AYLES  
CHIROPYIM  
DOVE  
ENTAIL  
EXCHANGE  
FLUID  
FOSTER  
HALSA  
INERTIA  
JIF  
LI  
LEVO  
M.O.  
MULTI  
PILLOWS  
PRESTO  
RAINBOW  
RAY  
REQUISITE  
THERAPOD  
TUCK  
YOU  
ZIP



# FOSTER® LOUNGE DOUBLE

DESIGN | ALLSEATING  
GSA SIN | 33721

**BASE PRICE | \$2,480**  
**F2020-OA**

Influenced by residential and hospitality design, Foster lounge furniture offers a deeper, wider seat and superior comfort. A streamlined two-seater maximizes space.

Suggested Applications:  
Waiting Rooms, Patient Rooms, Resident Rooms.

Code	Grade 1/ COM	Grade 2	Grade 3	Grade 4/ COL	Grade 5	Grade 6	Grade 7	Grade 8	Leather 1	Leather 2	Leather 3
F2020-OA	\$2,480	\$2,606	\$2,687	\$2,795	\$2,890	\$3,056	\$3,245	\$3,457	\$3,918	\$4,123	\$4,739
CA	\$242	\$291	\$323	\$365	\$401	\$466	\$540	\$622	\$801	\$881	\$1,121

**FEATURES**

- Clean Out Areas
- 16 Gauge Tubular Steel Frame
- Steel Seat Frame
- Multi Layered High Density Seat Foam
- Latex, lead and mercury free
- Wallsaver Frame Design
- Black non-marring polyethylene glides

**DIMENSIONS**

- OVERALL: 33"H | 51"W | 30"D
- Seat: 17.5"H | 23"W (Per Seat) | 20"D
- Back: 15.5"H | 25.5"W (Per Seat)
- Arm: 26.25"H
- COM Seat: 2 yards
- COM Back: 2.5 yards
- COM Closed Arm: 1.75 yards

**PRODUCT WEIGHT**

- 96 lbs. | 107 lbs. with Closed Arms.

SERIES	F2	Lounge	QS	\$
<b>BACK STYLE</b>	<b>0</b>	Midback		VAR
<b>LEG</b>	<b>20</b>	Double		-
<b>ARM</b>	<b>OA</b>	Open Arm		-
	<b>NA</b>	No Arm		-
	<b>CA</b>	Closed Arm		VAR
<b>ARM CAP FINISH</b>	<b>NC</b>	No Cap		-
	<b>TP</b>	Taupe Polyurethane		\$75
	<b>GR</b>	Grey Polyurethane		\$75
	<b>BK</b>	Black Polyurethane		\$75
	<b>HRM</b>	Hard Rock Maple Wood Cap		\$130
	<b>RC</b>	Rustic Cherry Wood Cap		\$240
<b>FRAME FINISH</b>	<b>CP</b>	Chocolate Pear Wood Cap		\$130
	<b>BM</b>	Bronze Matte		-
	<b>SVR</b>	Silver		-
<b>OPTIONS</b>	<b>MG</b>	Metallic Gunmetal		\$40
	<b>MB</b>	Moisture Barrier (Seat only)		\$170
	<b>CL</b>	CAL TB133		\$300
<b>FREIGHT OPTIONS</b>	<b>KD</b>	Knocked Down		-
	<b>BW</b>	Blanket Wrapped - Fully Assembled (25 seat minimum)		\$140
<b>FREIGHT REQUIREMENTS</b>	<b>AS</b>	Allseating Standard		-
	<b>FQ</b>	Special Freight Instructions (Call for Quote)		VAR
	<b>GD</b>	Guaranteed Delivery Date and Time (Call for Quote)		VAR

**NOTES**

- Ships knocked down.
- Warranted for users up to 350 lbs/seat.
- When graded in combination upholstery is selected, use the highest grade upholstery selected. Please provide the fabrics specified and a description of where each fabric is to be applied on the product.
- This product meets the requirements set forth in ANSI/BIFMA HCF8.1.


**TO ORDER SIMPLY FILL IN THE BLANKS**

F2	-	0	-	20	-		-		-		-		-		-	
<b>SERIES</b>		<b>BACK STYLE</b>		<b>LEG</b>		<b>ARM</b>		<b>ARM CAP FINISH</b>		<b>FRAME FINISH</b>		<b>OPTIONS</b>		<b>FREIGHT OPTION</b>		<b>FREIGHT REQUIREMENTS</b>
												For additional options separate with (-) hyphen.				FABRIC CODE - SEAT Please refer to allseating.com for fabric codes.
																FABRIC CODE - BACK & CLOSED ARM

INFO  
ASTUTE  
AYLES  
CHIROPY  
DONE  
ENTAIL  
EXCHANGE  
FLUID  
FOSTER  
HALSA  
INERTIA  
JIF  
LI  
LEVO  
M.O.  
MULTI  
PILLOWS  
PRESTO  
RAINBOW  
RAY  
REQUISITE  
THERAPOD  
TUCK  
YOU  
ZIP

# FOSTER® LOUNGE TRIPLE

DESIGN | ALLSEATING  
GSA SIN | 33721



**BASE PRICE | \$3,252**  
**F2030-OA**

Influenced by residential and hospitality design, Foster lounge furniture offers a deeper, wider seat and superior comfort. A stylish three-seater maximizes space.

Suggested Applications:  
Waiting Rooms, Patient Rooms, Resident Rooms.

Code	Grade 1/ COM	Grade 2	Grade 3	Grade 4/ COL	Grade 5	Grade 6	Grade 7	Grade 8	Leather 1	Leather 2	Leather 3
F2030-OA	\$3,252	\$3,427	\$3,540	\$3,690	\$3,821	\$4,052	\$4,315	\$4,608	\$5,249	\$5,533	\$6,390
CA	\$242	\$291	\$323	\$365	\$401	\$466	\$540	\$622	\$801	\$881	\$1,121

## FEATURES

- Clean Out Areas
- 16 Gauge Tubular Steel Frame
- Steel Seat Frame
- Multi Layered High Density Seat Foam
- Latex, lead and mercury free
- Wallsaver Frame Design
- Black non-marring polyethylene glides

## DIMENSIONS

- OVERALL: 33"H | 74.5"W | 30"D
- Seat: 17.5"H | 23"W (Per Seat) | 20"D
- Back: 15.5"H | 24"W (Per Seat)
- Arm: 26.25"H
- COM Seat: 3.25 yards
- COM Back: 3.5 yards
- COM Closed Arm: 1.75 yards

## PRODUCT WEIGHT

- 135 lbs. | 146 lbs. with Closed Arms.

SERIES	F2	Lounge	QS	\$
<b>BACK STYLE</b>	<b>0</b>	Midback		VAR
<b>LEG</b>	<b>30</b>	Triple		-
<b>ARM</b>	<b>OA</b>	Open Arm		-
	<b>NA</b>	No Arm		-
	<b>CA</b>	Closed Arm		VAR
	<b>NC</b>	No Cap		-
<b>ARM CAP FINISH</b>	<b>TP</b>	Taupe Polyurethane		\$75
	<b>GR</b>	Grey Polyurethane		\$75
	<b>BK</b>	Black Polyurethane		\$75
	<b>HRM</b>	Hard Rock Maple Wood Cap		\$130
	<b>RC</b>	Rustic Cherry Wood Cap		\$240
	<b>CP</b>	Chocolate Pear Wood Cap		\$130
<b>FRAME FINISH</b>	<b>BM</b>	Bronze Matte		-
	<b>SVR</b>	Silver		-
	<b>MG</b>	Metallic Gunmetal		\$40
<b>OPTIONS</b>	<b>MB</b>	Moisture Barrier (Seat only)		\$255
	<b>CL</b>	CAL TB133		\$400
<b>FREIGHT OPTIONS</b>	<b>KD</b>	Knocked Down		-
	<b>BW</b>	Blanket Wrapped - Fully Assembled (25 seat minimum)		\$210
<b>FREIGHT REQUIREMENTS</b>	<b>AS</b>	Allseating Standard		-
	<b>FQ</b>	Special Freight Instructions (Call for Quote)		VAR
	<b>GD</b>	Guaranteed Delivery Date and Time (Call for Quote)		VAR

## NOTES

- Ships knocked down.
- Warranted for users up to 350 lbs/seat.
- When graded in combination upholstery is selected, use the highest grade upholstery selected. Please provide the fabrics specified and a description of where each fabric is to be applied on the product.
- This product meets the requirements set forth in ANSI/BIFMA HCF8.1.

## TO ORDER SIMPLY FILL IN THE BLANKS

F2	-	0	-	30	-		-		-		-		-		-		-			
<b>SERIES</b>		<b>BACK STYLE</b>		<b>LEG</b>		<b>ARM</b>		<b>ARM CAP FINISH</b>		<b>FRAME FINISH</b>		<b>OPTIONS</b>		<b>FREIGHT OPTION</b>		<b>FREIGHT REQUIREMENTS</b>		<b>FABRIC CODE - SEAT</b>		<b>FABRIC CODE - BACK &amp; CLOSED ARM</b>
												For additional options separate with (-) hyphen.						Please refer to allseating.com for fabric codes.		

INFO  
ASTUTE  
AYLES  
CHIROFORM  
DOVE  
ENTAIL  
EXCHANGE  
FLUID  
FOSTER  
HALSA  
INERTIA  
JIF  
LI  
LEVO  
M.O.  
MULTI  
PILLOWS  
PRESTO  
RAINBOW  
RAY  
REQUISITE  
THERAPOD  
TUCK  
YOU  
ZIP



# FOSTER® BENCH SINGLE

DESIGN | ALLSEATING  
GSA SIN | 33721

**BASE PRICE | \$928**  
**F3X40**

Waiting may never be easy, but it never has to be hard. The same webbed suspension seat and supportive seat cushions make Foster benches a comfortable spot to wait.

Suggested Applications:  
Lobbies, Waiting Rooms, Patient Rooms, Resident Rooms.

Code	Grade 1/ COM	Grade 2	Grade 3	Grade 4/ COL	Grade 5	Grade 6	Grade 7	Grade 8	Leather 1	Leather 2	Leather 3
F3X40	\$928	\$977	\$1,009	\$1,051	\$1,087	\$1,152	\$1,226	\$1,308	\$1,487	\$1,567	\$1,807

## FEATURES

- 16 Gauge Tubular Steel Frame
- Multi Layered High Density Seat Foam
- Latex, lead and mercury free
- Black non-marring polyethylene glides

## DIMENSIONS

- OVERALL: 18"H | 24"W | 24"D
- Seat: 18"H | 24"W | 24"D
- COM Seat: 1.75 yards

## PRODUCT WEIGHT

- 27 lbs.

SERIES	F3	Bench	QS	\$
BACK STYLE	X	No Back		-
LEG	40	Single		-
FRAME FINISH	BM	Bronze Matte		-
	SVR	Silver		-
	MG	Metallic Gunmetal		\$40
OPTIONS	MB	Moisture Barrier		\$85
	CL	CAL TB133		\$100
FREIGHT OPTIONS	FA	Fully Assembled [25 seat minimum]		-
	BW	Blanket Wrapped - Fully Assembled (25 seat minimum)		\$70
FREIGHT REQUIREMENTS	AS	Allseating Standard		-
	FQ	Special Freight Instructions (Call for Quote)		VAR
	GD	Guaranteed Delivery Date and Time (Call for Quote)		VAR

## NOTES

- Ships fully assembled.
- Warranted for users up to 350 lbs/seat.
- This product meets the requirements set forth in ANSI/BIFMA HCF8.1.
- Covers are not replaceable

## TO ORDER SIMPLY FILL IN THE BLANKS

<b>F3</b>	-	<b>X</b>	-	<b>40</b>	-		-		-		-	
<b>SERIES</b>		<b>BACK STYLE</b>		<b>LEG</b>		<b>FRAME FINISH</b>		<b>OPTIONS</b> For additional options separate with (-) hyphen.		<b>FREIGHT OPTION</b>		<b>FREIGHT REQUIREMENTS</b>
												<b>FABRIC CODE</b> Please refer to allseating.com for fabric codes.

# FOSTER® BENCH DOUBLE

DESIGN | ALLSEATING  
GSA SIN | 33721



## BASE PRICE | \$1,570

F3X41

Waiting may never be easy, but it never has to be hard. The same webbed suspension seat and supportive seat cushions make Foster benches a comfortable spot to wait.

Suggested Applications:  
Lobbies, Waiting Rooms, Patient Rooms, Resident Rooms.

Code	Grade 1/ COM	Grade 2	Grade 3	Grade 4/ COL	Grade 5	Grade 6	Grade 7	Grade 8	Leather 1	Leather 2	Leather 3
F3X41	\$1,570	\$1,661	\$1,720	\$1,798	\$1,866	\$1,986	\$2,123	\$2,275	\$2,608	\$2,756	\$3,202

### FEATURES

- 16 Gauge Tubular Steel Frame
- Multi Layered High Density Seat Foam
- Latex, lead and mercury free
- Black non-marring polyethylene glides

### DIMENSIONS

- OVERALL: 18.5"H | 58.5"W | 24"D
- Seat: 18"H | 59"W | 24"D
- COM Seat: 3.25 yards

### PRODUCT WEIGHT

- 48 lbs.

SERIES	F3	Bench	QS	\$
BACK STYLE	X	No Back		-
LEG	41	Double		-
FRAME FINISH	BM	Bronze Matte		-
	SVR	Silver		-
	MG	Metallic Gunmetal		\$40
OPTIONS	MB	Moisture Barrier		\$170
	CL	CAL TB133		\$200
FREIGHT OPTIONS	FA	Fully Assembled [25 seat minimum]		-
	BW	Blanket Wrapped - Fully Assembled (25 seat minimum)		\$140
FREIGHT REQUIREMENTS	AS	Allseating Standard		-
	FQ	Special Freight Instructions (Call for Quote)		VAR
	GD	Guaranteed Delivery Date and Time (Call for Quote)		VAR

### NOTES

- Ships fully assembled.
- Warranted for users up to 350 lbs/seat.
- This product meets the requirements set forth in ANSI/BIFMA HCF8.1.
- Covers are not replaceable

### TO ORDER SIMPLY FILL IN THE BLANKS

<b>F3</b>	-	<b>X</b>	-	<b>41</b>	-		-		-		-	
<b>SERIES</b>		<b>BACK STYLE</b>		<b>LEG</b>		<b>FRAME FINISH</b>		<b>OPTIONS</b> For additional options separate with (-) hyphen.		<b>FREIGHT OPTION</b>		<b>FREIGHT REQUIREMENTS</b>
												<b>FABRIC CODE</b> Please refer to allseating.com for fabric codes.

# FOSTER® BENCH DOUBLE WITH TABLE

DESIGN | ALLSEATING  
GSA SIN | 33721



**BASE PRICE | \$2,175**  
**F3X42**

Comfortable Foster benches combined with a convenient wood table for personal items.  
Suggested Applications:  
Lobbies, Waiting Rooms, Patient Rooms, Resident Rooms.

Code	Grade 1/COM	Grade 2	Grade 3	Grade 4/COL	Grade 5	Grade 6	Grade 7	Grade 8	Leather 1	Leather 2	Leather 3
F3X42	\$2,175	\$2,238	\$2,279	\$2,333	\$2,380	\$2,463	\$2,558	\$2,663	\$2,894	\$2,996	\$3,305

**FEATURES**

- 16 Gauge Tubular Steel Frame
- Multi Layered High Density Seat Foam
- Latex, lead and mercury free
- Black non-marring polyethylene glides
- Table is laminate finish

**DIMENSIONS**

- OVERALL: 18.5"H | 58.5"W | 24"D
- Seat: 18"H | 59"W | 24"D (X2)
- Table: 21"W | 11"D
- COM Seat: 2.25 yards

**PRODUCT WEIGHT**

- 64 lbs.

SERIES	F3	Bench	QS	\$
BACK STYLE	X	No Back		-
LEG	42	Double With Table		-
FRAME FINISH	BM	Bronze Matte		-
	SVR	Silver		-
	MG	Metallic Gunmetal		\$40
TABLE FINISH	DW	Designer White		-
	EB	Ebony		-
	HRM	Hard Rock Maple		-
	RC	Rustic Cherry		-
	CP	Chocolate Pear		-
OPTIONS	MB	Moisture Barrier		\$170
	CL	CAL TB133		\$175
FREIGHT OPTIONS	FA	Fully Assembled [25 seat minimum]		-
	BW	Blanket Wrapped - Fully Assembled (25 seat minimum)		\$140
FREIGHT REQUIREMENTS	AS	Allseating Standard		-
	FQ	Special Freight Instructions (Call for Quote)		VAR
	GD	Guaranteed Delivery Date and Time (Call for Quote)		VAR

**NOTES**

- Ships fully assembled.
- Warranted for users up to 350 lbs/seat.
- This product meets the requirements set forth in ANSI/BIFMA HCF8.1.
- Covers are not replaceable

**TO ORDER SIMPLY FILL IN THE BLANKS**

<b>F3</b>	-	<b>X</b>	-	<b>42</b>	-	<input type="text"/>	-	<input type="text"/>	-	<input type="text"/>	-	<input type="text"/>	-	<input type="text"/>	-	<input type="text"/>
<b>SERIES</b>		<b>BACK STYLE</b>		<b>LEG</b>		<b>FRAME FINISH</b>		<b>TABLE FINISH</b>		<b>OPTIONS</b> For additional options separate with (-) hyphen.		<b>FREIGHT OPTION</b>		<b>FREIGHT REQUIREMENTS</b>		<b>FABRIC CODE</b> Please refer to allseating.com for fabric codes.

INFO  
ASTUTE  
AYLES  
CHIROPY  
DONE  
ENTAIL  
EXCHANGE  
FLUID  
FOSTER  
HALSA  
INERTIA  
JIF  
LI  
LEVO  
M.O.  
MULTI  
PILLOWS  
PRESTO  
RAINBOW  
RAY  
REQUISITE  
THERAPOD  
TUCK  
YOU  
ZIP



# FOSTER® BENCH LIGHT

DESIGN | ALLSEATING  
GSA SIN | 33721

**BASE PRICE | \$1,069**  
**F3X43**

Waiting may never be easy, but it never has to be hard. The lite bench makes for a comfortable spot to wait and shares the same aesthetic with the free standing tables.

Suggested Applications:  
Lobbies, Waiting Rooms, Patient Rooms, Resident Rooms.

Code	Grade 1/ COM	Grade 2	Grade 3	Grade 4/ COL	Grade 5	Grade 6	Grade 7	Grade 8	Leather 1	Leather 2	Leather 3
F3X43	\$1,069	\$1,097	\$1,115	\$1,139	\$1,160	\$1,197	\$1,239	\$1,286	\$1,389	\$1,434	\$1,571

**FEATURES**

- 16 Gauge Tubular Steel Frame
- Multi Layered High Density Seat Foam
- Latex, lead and mercury free
- Black non-marring polyethylene glides

**DIMENSIONS**

- OVERALL: 18.5"H | 40.5"W | 22.5"D
- Seat: 18"H | 40"W | 23"D
- COM Seat: 1 yard

**PRODUCT WEIGHT**

- 28 lbs.

SERIES	F3	Bench	QS	\$
BACK STYLE	X	No Back		-
LEG	43	Light		-
FRAME FINISH	BM	Bronze Matte		-
	SVR	Silver		-
	MG	Metallic Gunmetal		\$40
OPTIONS	MB	Moisture Barrier		\$85
	CL	CAL TB133		\$90
FREIGHT OPTIONS	FA	Fully Assembled [25 seat minimum]		-
	BW	Blanket Wrapped - Fully Assembled (25 seat minimum)		\$140
FREIGHT REQUIREMENTS	AS	Allseating Standard		-
	FQ	Special Freight Instructions (Call for Quote)		VAR
	GD	Guaranteed Delivery Date and Time (Call for Quote)		VAR

**NOTES**

- Ships fully assembled.
- Warranted for users up to 350 lbs/seat.
- This product meets the requirements set forth in ANSI/BIFMA HCF8.1.
- Covers are not replaceable

**TO ORDER SIMPLY FILL IN THE BLANKS**

<b>F3</b>	-	<b>X</b>	-	<b>43</b>	-		-		-		-	
<b>SERIES</b>		<b>BACK STYLE</b>		<b>LEG</b>		<b>FRAME FINISH</b>		<b>OPTIONS</b> For additional options separate with (-) hyphen.		<b>FREIGHT OPTION</b>		<b>FREIGHT REQUIREMENTS</b>
												<b>FABRIC CODE</b> Please refer to allseating.com for fabric codes.

INFO  
ASTUTE  
AYLES  
CHIROFORM  
DOVE  
ENTAIL  
EXCHANGE  
FLUID  
FOSTER  
HALSA  
INERTIA  
JIF  
LI  
LEVO  
M.O.  
MULTI  
PILLOWS  
PRESTO  
RAINBOW  
RAY  
REQUISITE  
THERAPOD  
TUCK  
YOU  
ZIP

# FOSTER® SIDE TABLE

DESIGN | ALLSEATING  
GSA SIN | 33721



**BASE PRICE | \$978**  
**F4X01**

A sleek side table design with a seamless, thermofoil surface. Table frames complement the chair frames to create a cohesive look throughout the facility.

Suggested Applications:  
Waiting Areas, Dining Room, Patient Rooms, Resident.

Code	List Price
F4X01	\$978

**FEATURES**

- 16 Gauge Tubular Steel Frame
- Seamless Thermofoil Surface
- Black nylon round glides

**DIMENSIONS**

- OVERALL: 16"H | 21.5"W | 21.5"D

**PRODUCT WEIGHT**

- 23 lbs.

SERIES	F4	Table	QS	\$
<b>BACK STYLE</b>	<b>X</b>	No Back		-
<b>LEG</b>	<b>01</b>	Side		-
<b>FRAME FINISH</b>	<b>BM</b>	Bronze Matte		-
	<b>SVR</b>	Silver		-
	<b>MG</b>	Metallic Gunmetal		\$40
<b>TABLE FINISH</b>	<b>DW</b>	Designer White		-
	<b>HRM</b>	Hard Rock Maple		-
	<b>RC</b>	Rustic Cherry		-
	<b>CP</b>	Chocolate Pear		-
<b>FREIGHT OPTIONS</b>	<b>KD</b>	Knocked Down		-
	<b>BW</b>	Blanket Wrapped - Fully Assembled (25 unit minimum)		\$70
<b>FREIGHT REQUIREMENTS</b>	<b>AS</b>	Allseating Standard		-
	<b>FQ</b>	Special Freight Instructions (Call for Quote)		VAR
	<b>GD</b>	Guaranteed Delivery Date and Time (Call for Quote)		VAR

**NOTES**

- Ships knocked down.
- Warranted up to 500 lbs.

**TO ORDER SIMPLY FILL IN THE BLANKS**

F4	-	X	-	01	-		-		-		-	
<b>SERIES</b>		<b>BACK STYLE</b>		<b>LEG</b>		<b>FRAME FINISH</b>		<b>TABLE FINISH</b>		<b>OPTIONS</b> For additional options separate with (-) hyphen.		<b>FREIGHT OPTION</b>
												<b>FREIGHT REQUIREMENTS</b>

INFO  
ASTUTE  
AYLES  
CHIROPFORM  
DOVE  
ENTAIL  
EXCHANGE  
FLUID  
FOSTER  
HALSA  
INERTIA  
JIF  
LI  
LEVO  
M.O.  
MULTI  
PILLOWS  
PRESTO  
RAINBOW  
RAY  
REQUISITE  
THERAPOD  
TUCK  
YOU  
ZIP



# FOSTER® COFFEE TABLE

DESIGN | ALLSEATING  
GSA SIN | 33721



**BASE PRICE | \$1,195**  
**F4X02**

A sleek coffee table design with a seamless, thermofoil surface. Table frames complement the chair frames to create a cohesive look throughout the facility.

Suggested Applications:  
Waiting Areas, Dining Room, Patient Rooms, Resident Rooms.

Code	List Price
F4X02	\$1,195

**FEATURES**

- 16 Gauge Tubular Steel Frame
- Seamless Thermofoil Surface
- Black nylon round glides

**DIMENSIONS**

- OVERALL: 16"H | 39.5"W | 21.5"D

**PRODUCT WEIGHT**

- 35 lbs.

SERIES	F4	Table	QS	\$
BACK STYLE	X	No Back		-
LEG	O2	Coffee		-
FRAME FINISH	BM	Bronze Matte		-
	SVR	Silver		-
	MG	Metallic Gunmetal		\$40
TABLE FINISH	DW	Designer White		-
	HRM	Hard Rock Maple		-
	RC	Rustic Cherry		-
	CP	Chocolate Pear		-
FREIGHT OPTIONS	KD	Knocked Down		-
	BW	Blanket Wrapped - Fully Assembled (25 unit minimum)		\$70
FREIGHT REQUIREMENTS	AS	Allseating Standard		-
	FQ	Special Freight Instructions (Call for Quote)		VAR
	GD	Guaranteed Delivery Date and Time (Call for Quote)		VAR

**NOTES**

- Ships knocked down.
- Warranted up to 500 lbs.

**TO ORDER SIMPLY FILL IN THE BLANKS**

F4	-	X	-	O2	-		-		-		-	
SERIES		BACK STYLE		LEG		FRAME FINISH		TABLE FINISH		OPTIONS For additional options separate with (-) hyphen.		FREIGHT OPTION
												FREIGHT REQUIREMENTS

INFO  
ASTUTE  
AYLES  
CHIROPY  
DOVE  
ENTAIL  
EXCHANGE  
FLUID  
FOSTER  
HALSA  
INERTIA  
JIF  
LI  
LEVO  
M.O.  
MULTI  
PILLOWS  
PRESTO  
RAINBOW  
RAY  
REQUISITE  
THERAPOD  
TUCK  
YOU  
ZIP

# FOSTER® END TABLES

DESIGN | ALLSEATING  
GSA SIN | 33721



**BASE PRICE | \$695**  
**F4X03**

A sleek end table design with a seamless, thermafoil surface. Table frames complement the chair frames to create a cohesive look throughout the facility.

Suggested Applications:  
Waiting Areas, Dining Room, Patient Rooms, Resident Rooms.

Code	List Price	Code	List Price
F4X03	\$695	F4X04	\$695

**FEATURES**

- 16 Gauge Tubular Steel Frame
- Seamless Thermofoil Surface
- Black non-marring polyethylene glides

**DIMENSIONS**

- OVERALL: 16"H | 39.5"W | 21.5"D

**PRODUCT WEIGHT**

- 20 lbs.

SERIES	F4	Table	QS	\$
<b>BACK STYLE</b>	<b>X</b>	No Back		-
<b>LEG</b>	<b>03</b>	End (Left)		-
	<b>04</b>	End (Right)		-
<b>FRAME FINISH</b>	<b>BM</b>	Bronze Matte		-
	<b>SVR</b>	Silver		-
	<b>MG</b>	Metallic Gunmetal		\$40
<b>TABLE FINISH</b>	<b>DW</b>	Designer White		-
	<b>EB</b>	Ebony		-
	<b>HRM</b>	Hard Rock Maple		-
	<b>RC</b>	Rustic Cherry		-
	<b>CP</b>	Chocolate Pear		-
<b>FREIGHT OPTIONS</b>	<b>KD</b>	Knocked Down		-
<b>FREIGHT REQUIREMENTS</b>	<b>AS</b>	Allseating Standard		-
	<b>FQ</b>	Special Freight Instructions (Call for Quote)		VAR
	<b>GD</b>	Guaranteed Delivery Date and Time (Call for Quote)		VAR

**NOTES**

- Ships knocked down.
- Warranted up to 350 lbs.
- This product meets the requirements set forth in ANSI/BIFMA HCF8.1.
- Add-On tables can connect to any of the guest chairs - standard, wide, bariatric widths as well as multiples.
- They can even connect to patient chairs if necessary with the exception of the sled, rocker and hip chair.
- Lounge units and benches are built on a different platform and cannot be configured with Add-Ons.

**TO ORDER SIMPLY FILL IN THE BLANKS**

F4 - 
 X - 
  - 
  - 
  - 
  - 
  -

**SERIES**    **BACK STYLE**    **LEG**    **FRAME FINISH**    **TABLE FINISH**    **OPTIONS**    **FREIGHT OPTION**    **FREIGHT REQUIREMENTS**

For additional options separate with (-) hyphen.

INFO  
ASTUTE  
AYLES  
CHIROPFORM  
DOVE  
ENTAIL  
EXCHANGE  
FLUID  
FOSTER  
HALSA  
INERTIA  
JIF  
LI  
LEVO  
M.O.  
MULTI  
PILLOWS  
PRESTO  
RAINBOW  
RAY  
REQUISITE  
THERAPOD  
TUCK  
YOU  
ZIP

# FOSTER® IN-LINE TABLE

DESIGN | ALLSEATING  
GSA SIN | 33721



**BASE PRICE | \$620**  
**F4X05**

A sleek design with a seamless, thermofoil surface. Table frames complement the chair frames to create a cohesive look throughout the facility.

Suggested Applications:  
Waiting Areas, Dining Room, Patient Rooms, Resident Rooms.

Code	List Price
F4X05	\$620

## FEATURES

- 16 Gauge Tubular Steel Frame
- Seamless Thermofoil Surface

## DIMENSIONS

- OVERALL: 16"H | 21"W | 23"D

## PRODUCT WEIGHT

- 17 lbs.

SERIES	F4	Table	QS	\$
BACK STYLE	X	No Back		-
LEG	05	In-Line		-
FRAME FINISH	BM	Bronze Matte		-
	SVR	Silver		-
	MG	Metallic Gunmetal		\$40
TABLE FINISH	DW	Designer White		-
	HRM	Hard Rock Maple		-
	RC	Rustic Cherry		-
	CP	Chocolate Pear		-
FREIGHT OPTIONS	KD	Knocked Down		-
FREIGHT REQUIREMENTS	AS	Allseating Standard		-
	FQ	Special Freight Instructions (Call for Quote)		VAR
	GD	Guaranteed Delivery Date and Time (Call for Quote)		VAR

## NOTES

- Ships knocked down.
- Warranted up to 350 lbs.
- This product meets the requirements set forth in ANSI/BIFMA HCF8.1.
- Add-On tables can connect to any of the guest chairs - standard, wide, bariatric widths as well as multiples.
- They can even connect to patient chairs if necessary with the exception of the sled, rocker and hip chair.
- Lounge units and benches are built on a different platform and cannot be configured with Add-Ons.

## TO ORDER SIMPLY FILL IN THE BLANKS

F4	-	X	-	05	-		-		-		-			
SERIES		BACK STYLE		LEG		FRAME FINISH		TABLE FINISH		OPTIONS For additional options separate with (-) hyphen.		FREIGHT OPTION		FREIGHT REQUIREMENTS

# FOSTER® CORNER TABLE

DESIGN | ALLSEATING  
GSA SIN | 33721



**BASE PRICE | \$890**  
**F4X06**

A sleek design with a seamless, thermafoil surface. Table frames complement the chair frames to create a cohesive look throughout the facility.

Suggested Applications:  
Waiting Areas, Dining Room, Patient Rooms, Resident Rooms.

Code	List Price
F4X06	\$890

## FEATURES

- 16 Gauge Tubular Steel Frame
- Seamless Thermafoil Surface

## DIMENSIONS

- OVERALL: 16"H | 26"W | 26"D

## PRODUCT WEIGHT

- 24 lbs.

SERIES	F4	Table	QS	\$
<b>BACK STYLE</b>	<b>X</b>	No Back		-
<b>LEG</b>	<b>06</b>	Corner Table		-
<b>FRAME FINISH</b>	<b>BM</b>	Bronze Matte		-
	<b>SVR</b>	Silver		-
	<b>MG</b>	Metallic Gunmetal		\$40
<b>TABLE FINISH</b>	<b>DW</b>	Designer White		-
	<b>HRM</b>	Hard Rock Maple		-
	<b>RC</b>	Rustic Cherry		-
	<b>CP</b>	Chocolate Pear		-
<b>FREIGHT OPTIONS</b>	<b>KD</b>	Knocked Down		-
<b>FREIGHT REQUIREMENTS</b>	<b>AS</b>	Allseating Standard		-
	<b>FQ</b>	Special Freight Instructions (Call for Quote)		VAR
	<b>GD</b>	Guaranteed Delivery Date and Time (Call for Quote)		VAR

## NOTES

- Ships knocked down.
- Warranted up to 350 lbs.
- This product meets the requirements set forth in ANSI/BIFMA HCF8.1.
- Add-On tables can connect to any of the guest chairs - standard, wide, bariatric widths as well as multiples.
- They can even connect to patient chairs if necessary with the exception of the sled, rocker and hip chair.
- Lounge units and benches are built on a different platform and cannot be configured with Add-Ons.

## TO ORDER SIMPLY FILL IN THE BLANKS

F4	X	06					
SERIES	BACK STYLE	LEG	FRAME FINISH	TABLE FINISH	OPTIONS For additional options separate with (-) hyphen.	FREIGHT OPTION	FREIGHT REQUIREMENTS

INFO  
ASTUTE  
AYLES  
CHIROPFORM  
DOVE  
ENTAIL  
EXCHANGE  
FLUID  
FOSTER  
HALSA  
INERTIA  
JIF  
LI  
LEVO  
M.O.  
MULTI  
PILLOWS  
PRESTO  
RAINBOW  
RAY  
REQUISITE  
THERAPOD  
TUCK  
YOU  
ZIP

# FOSTER® 45 DEGREE TABLE

DESIGN | ALLSEATING  
GSA SIN | 33721



**BASE PRICE | \$725**  
**F4X07**

A sleek design with a seamless, thermofoil surface. Table frames complement the chair frames to create a cohesive look throughout the facility.

Suggested Applications:  
Waiting Areas, Dining Room, Patient Rooms, Resident Rooms.

Code	List Price
F4X07	\$725

**FEATURES**

- 16 Gauge Tubular Steel Frame
- Seamless Thermofoil Surface

**DIMENSIONS**

- OVERALL: 16"H | 26"W | 26"D

**PRODUCT WEIGHT**

- 24 lbs.

SERIES	F4	Table	QS	\$
<b>BACK STYLE</b>	<b>X</b>	No Back		-
<b>LEG</b>	<b>07</b>	Corner 45 Degrees		-
<b>FRAME FINISH</b>	<b>BM</b>	Bronze Matte		-
	<b>SVR</b>	Silver		-
	<b>MG</b>	Metallic Gunmetal		\$40
<b>TABLE FINISH</b>	<b>DW</b>	Designer White		-
	<b>HRM</b>	Hard Rock Maple		-
	<b>RC</b>	Rustic Cherry		-
	<b>CP</b>	Chocolate Pear		-
	<b>CL</b>	CAL TB133		-
<b>FREIGHT OPTIONS</b>	<b>KD</b>	Knocked Down		-
<b>FREIGHT REQUIREMENTS</b>	<b>AS</b>	Allseating Standard		-
	<b>FQ</b>	Special Freight Instructions (Call for Quote)		VAR
	<b>GD</b>	Guaranteed Delivery Date and Time (Call for Quote)		VAR

**NOTES**

- Ships knocked down.
- Warranted up to 350 lbs.
- This product meets the requirements set forth in ANSI/BIFMA HCF8.1.
- Add-On tables can connect to any of the guest chairs - standard, wide, bariatric widths as well as multiples.
- They can even connect to patient chairs if necessary with the exception of the sled, rocker and hip chair.
- Lounge units and benches are built on a different platform and cannot be configured with Add-Ons.

**TO ORDER SIMPLY FILL IN THE BLANKS**

F4	-	X	-	07	-		-		-		-	
<b>SERIES</b>		<b>BACK STYLE</b>		<b>LEG</b>		<b>FRAME FINISH</b>		<b>TABLE FINISH</b>		<b>OPTIONS</b> For additional options separate with (-) hyphen.		<b>FREIGHT OPTION</b>
												<b>FREIGHT REQUIREMENTS</b>

# FOSTER® 120 DEGREE TABLE

DESIGN | ALLSEATING  
GSA SIN | 711-17



**BASE PRICE | \$775**

**F4X08**

A sleek design with a seamless, thermofoil surface. Table frames complement the chair frames to create a cohesive look throughout the facility.

Suggested Applications:  
Waiting Areas, Dining Room, Patient Rooms, Resident Rooms.

Code	List Price
F4X08	\$775

**FEATURES**

- 16 Gauge Tubular Steel Frame
- Seamless Thermofoil Surface

**DIMENSIONS**

- OVERALL: 16"H | 25.5"W | 25"D

SERIES	F4	Table	QS	\$
<b>BACK STYLE</b>	<b>X</b>	No Back		-
<b>LEG</b>	<b>08</b>	120 Degrees		-
<b>FRAME FINISH</b>	<b>BM</b>	Bronze Matte		-
	<b>SVR</b>	Silver		-
	<b>MG</b>	Metallic Gunmetal		\$40
<b>TABLE FINISH</b>	<b>DW</b>	Designer White		-
	<b>HRM</b>	Hard Rock Maple		-
	<b>RC</b>	Rustic Cherry		-
	<b>CP</b>	Chocolate Pear		-
<b>FREIGHT OPTIONS</b>	<b>KD</b>	Knocked Down		-
<b>FREIGHT REQUIREMENTS</b>	<b>AS</b>	Allseating Standard		
	<b>FQ</b>	Special Freight Instructions (Call for Quote)		
	<b>GD</b>	Guaranteed Delivery Date and Time (Call for Quote)		VAR

**NOTES**

- Ships knocked down.
- Warranted up to 350 lbs.
- This product meets the requirements set forth in ANSI/BIFMA HCF8.1.
- Add-On tables can connect to any of the guest chairs - standard, wide, bariatric widths as well as multiples.
- They can even connect to patient chairs if necessary with the exception of the sled, rocker and hip chair.
- Lounge units and benches are built on a different platform and cannot be configured with Add-Ons.

**TO ORDER SIMPLY FILL IN THE BLANKS**

F4	-	X	-	08	-		-		-		-	KD	-	
<b>SERIES</b>		<b>BACK STYLE</b>		<b>LEG</b>		<b>FRAME FINISH</b>		<b>TABLE FINISH</b>		<b>OPTIONS</b> For additional options separate with (-) hyphen.		<b>FREIGHT OPTION</b>		<b>FREIGHT REQUIREMENTS</b>

INFO  
ASTUTE  
AYLES  
CHIROPYHM  
DOVE  
ENTAIL  
EXCHANGE  
FLUID  
FOSTER  
HALSA  
INERTIA  
JIF  
LI  
LEVO  
M.O.  
MULTI  
PILLOWS  
PRESTO  
RAINBOW  
RAY  
REQUISITE  
THERAPOD  
TUCK  
YOU  
ZIP



# FOSTER® SLEEP CHAIR

DESIGN | ALLSEATING  
GSA SIN | 33721

**BASE PRICE | \$3,470**  
**F6010-CA**

Crisp, modern elegance is suspended above a metal base. Housekeeping and infection control will appreciate the hassle-free maintenance and clean design.

Suggested Applications:  
Patient Rooms, Resident Rooms.

Code	Grade 1/ COM	Grade 2	Grade 3	Grade 4/ COL	Grade 5	Grade 6	Grade 7	Grade 8	Leather 1	Leather 2	Leather 3
F6010-CA	\$3,470	\$3,666	\$3,792	\$3,960	\$4,107	\$4,366	\$4,660	\$4,989	\$5,707	\$6,025	\$6,984

## FEATURES

- Sit, lounge and sleep positions
- Easy pullout and close operation
- Wallsaver design
- Replaceable cover option – seat, back and ottoman
- Dual tone upholstery offering base for easy wipe down
- Wood or poly armrests

## DIMENSIONS

### SLEEP HIGHBACK STANDARD

- Overall: 33.5"H | 32"W | 35"D
- Seat: 18"H | 25"W | 18.5"D
- Back: 15.5"H | 26"W
- Arm: 26.5"H from Floor
- Sleep: 76"L
- COM Full Chair: 7.5 yards
- Upper Upholstery: 5.25 yards
- Lower Upholstery: 3 yards

## PRODUCT WEIGHT

- 24 lbs.

SERIES	F6	Sleep	QS	VAR
STYLE	0	Midback Standard		VAR
CONTROL	10	Single		-
ARM	CA	Closed Arm		-
ARM CAP FINISH	NC	No Cap		-
	TP	Taupe Polyurethane		\$76
	GR	Grey Polyurethane		\$76
	BK	Black Polyurethane		\$76
	HRM	Hard Rock Maple Wood Cap		\$132
	RC	Rustic Cherry Wood Cap		\$132
	CP	Chocolate Pear Wood Cap		\$132
OPTIONS	MB	Moisture Barrier (Seat & Ottoman only)		\$150
	RE	Removable Covers Option (Seat & Back)		\$150
FREIGHT OPTIONS	KD	Knocked Down		-
	BW	Blanket Wrapped - Fully Assembled (25 seat minimum)		\$70
FREIGHT REQUIREMENTS	AS	Allseating Standard		-
	FQ	Special Freight Instructions (Call for Quote)		VAR
	GD	Guaranteed Delivery Date and Time (Call for Quote)		VAR

## NOTES

- 26" Standard | 145 lbs.
- Warranted for users up to 400 lbs
- This product meets the requirements set forth in ANSI/BIFMA X5.4-2011 and GSA FNAE-80-214A
- Shipped fully assembled.

## TO ORDER SIMPLY FILL IN THE BLANKS

F6	-		-	10	-	CA	-		-		-		-		
SERIES		BACK STYLE		CONTROL		ARM		OPTIONS For additional options separate with (-) hyphen.		FREIGHT OPTION		FREIGHT REQUIREMENTS		FABRIC CODE - SEAT Please refer to allseating.com for fabric codes.	FABRIC CODE - BACK & CLOSED ARM

INFO  
ASTUTE  
AYLES  
CHIROPYHM  
DOVE  
ENTAIL  
EXCHANGE  
FLUID  
FOSTER  
HALSA  
INERTIA  
JIF  
LI  
LEVO  
M.O.  
MULTI  
PILLOWS  
PRESTO  
RAINBOW  
RAY  
REQUISITE  
THERAPOD  
TUCK  
YOU  
ZIP



# FOSTER® RECLINER

DESIGN | ALLSEATING  
GSA SIN | 33721

**BASE PRICE | \$2,910**  
**F5114-CA**

Designed with the patient, family and caregiver in mind. It is both supportive and intuitive.  
Suggested Applications:  
Ambulatory and Cancer Care.

Code	Grade 1/COM	Grade 2	Grade 3	Grade 4/COL	Grade 5	Grade 6	Grade 7	Grade 8	Leather 1	Leather 2	Leather 3
F5114-CA	\$2,910	\$3,106	\$3,232	\$3,400	\$3,547	\$3,806	\$4,100	\$4,429	\$5,147	\$5,465	\$6,424
HR	\$75	\$89	\$98	\$110	\$121	\$139	\$160	\$184	\$235	\$258	\$326

**FEATURES**

- Footrest release is flush
- Weight activated or can be opened by the caregiver with a user in the chair
- Wall-hugging mechanism requiring less clearance away from the wall
- Front locking hard surface casters
- Optional headrest
- Two tone upholstery offering base for easy wipe down
- Wood or poly armrests

**DIMENSIONS**

**RECLINER HIGHBACK STANDARD**

- Overall: 43"H | 30"W | 33"D
- Seat: 18.75"H | 24"W | 21"D
- Back: 24.25"H | 29"W
- Arm: 26.5"H
- Open/Reclined: 69"L
- COM Full Chair: 6.5 yards
- COM Upper: 3.75 yards
- COM Lower: 2.75 yards

**PRODUCT WEIGHT**

- 24 lbs.

SERIES	F5	Recliner	QS	\$
STYLE	1	Highback Standard		VAR
CONTROL	14	3 Position		-
ARM	CA	Closed Arm		-
ARM CAP FINISH	HR	Head Rest Cushion (will match Upper Upholstery)		VAR
	NC	No Cap		-
	TP	Taupe Polyurethane		\$76
	GR	Grey Polyurethane		\$76
	BK	Black Polyurethane		\$76
	HRM	Hard Rock Maple Wood Cap		\$132
	RC	Rustic Cherry Wood Cap		\$132
	CP	Chocolate Pear Wood Cap		\$132
OPTIONS	MB	Moisture Barrier (Seat only)		\$85
	RE	Removable Covers Option (Seat & Back)		\$150
FREIGHT OPTIONS	KD	Knocked Down		-
	BW	Blanket Wrapped - Fully Assembled (25 seat minimum)		\$70
FREIGHT REQUIREMENTS	AS	Allseating Standard		-
	FQ	Special Freight Instructions (Call for Quote)		VAR
	GD	Guaranteed Delivery Date and Time (Call for Quote)		VAR

**NOTES**

- Warranted for users up to 400 lbs
- This product meets the requirements set forth in ANSI/BIFMA X5.4-2011 and GSA FNAE-80-214A
- Shipped fully assembled.

**TO ORDER SIMPLY FILL IN THE BLANKS**

F5 - 
  - 
 14 - 
 CA - 
  - 
  - 
  - 
  -

**SERIES**      **BACK STYLE**      **CONTROL**      **ARM**      **OPTIONS**      **FREIGHT OPTION**      **FREIGHT REQUIREMENTS**      **FABRIC CODE - SEAT**      **FABRIC CODE - BACK & CLOSED ARM**

For additional options separate with (-) hyphen.      Please refer to allseating.com for fabric codes.

INFO  
ASTUTE  
AYLES  
CHIROPYHM  
DOVE  
ENTAIL  
EXCHANGE  
FLUID  
FOSTER  
HALSA  
INERTIA  
JIF  
LI  
LEVO  
M.O.  
MULTI  
PILLOWS  
PRESTO  
RAINBOW  
RAY  
REQUISITE  
THERAPOD  
TUCK  
YOU  
ZIP





# FOSTER® PATIENT RECLINER

DESIGN | ALLSEATING  
GSA SIN | 33721

**BASE PRICE | \$5,800**  
**F7115-GR**

Designed with the patient, family and caregiver in mind. It is both supportive and intuitive.  
Suggested Applications:  
Ambulatory and Cancer Care.

## FEATURES

- Dual pivoting arms for side access
- Infinite recline with dual controls (on each arm)
- 4" casters, standard front locking and optional central steer & brake system
- 180° wipe out
- Passive lumbar
- Removeable seat and covers (seat + back)
- Optional push bar [standard] wrapped in Grey polyurthane, extends 5.25" from back of chair
- Optional push bar [extended] wrapped in Grey polyurthane | extends 14.25" from back of chair
- Optional pull out foot tray extends 8.25" from back of chair
- Optional reverse incline includes extended push bar for stability (extends 13.5" from back of chair)
- Optional central steer and brake
- Optional Headrest includes Standard Push Bar
- When choosing Reverse Incline, must specify if Push Bar [extended] is wanted

## DIMENSIONS

- Overall: 49"H | 30"W | 32"D
- Seat: 20"H | 24"W | 25"D
- Back: 49"H from Floor | 29" H from Seat | 29"W
- Arm Height: 28" H from Floor
- Arm Height: 8" H from Seat
- Reclined: 77" L
- COM Full: 8.25 yards
- COM Upper: [Back+Arms]: 4.25 yards
- COM Lower [Seat, Side Panels + Footrest]: 4 yards
- COM Headrest: 0.75 yards

## NOTES

- Ships knocked down.
- Warranted for users up to 500 lbs
- This product meets the requirements set forth in ANSI/BIFMA X5.4-2011.
- 10 year warranty parts and labour
- CPR not recommended to be performed on this chair

Code	Grade 1/COM	Grade 2	Grade 3	Grade 4/COL	Grade 5	Grade 6	Grade 7	Grade 8	Leather 1	Leather 2	Leather 3
F7115-GR	\$5,800	\$6,031	\$6,180	\$6,378	\$6,551	\$6,856	\$7,203	\$7,590	\$8,436	\$8,811	\$9,942
HR	\$310	\$345	\$368	\$398	\$424	\$470	\$523	\$581	\$709	\$766	\$938

SERIES	F5	Recliner	QS	\$
STYLE	1	Highback Standard		VAR
CONTROL	15	Infinite Recline		-
ARM CAP FINISH	GR	Grey Polyurethane		-
OPTIONS (Lever)	RL	Right Side Lever [seated position]		-
	LL	Left Side Lever [seated position]		-
OPTIONS	HR	Headrest [fabric will match back and arms]		VAR
	PS	Push Bar [Standard]		\$205
	PE	Push Bar [Extended]		\$205
	FT	Pull Out Foot Tray		\$275
	CS	Central Brake and Steer [locking pedal right side seated]		\$650
	DC	Dual Control for Central Brake Locking [adds 2nd locking pedal left side seated]		\$715
	RI	Reverse Incline [Release pedal on both sides]		\$230
	TL	Tablet Arm Left [seated   footrest lever will be RL]		\$560
	TR	Tablet Arm Right [seated   footrest lever will be LL]		\$560
	PL	IV Pole Left Side [seated]		\$195
	PR	IV Pole Right Side [seated]		\$195
	PD	IV Pole Dual		\$390
	CL	IV Pole Left Side [seated] complete with Foley Hook		\$220
	CR	IV Pole Right Side [seated] complete with Foley Hook		\$220
	CD	IV Pole Dual complete with Foley Hook		\$440
	FL	Foley Hook Left Side [seated]		\$160
	FR	Foley Hook Right Side [seated]		\$160
	FD	Foley Hook Dual		\$320
FREIGHT OPTIONS	KD	Knocked Down		-
	BW	Blanket Wrapped - Fully Assembled (25 seat minimum)		\$70
FREIGHT REQUIREMENTS	AS	Allseating Standard		-
	FQ	Special Freight Instructions (Call for Quote)		VAR
	GD	Guaranteed Delivery Date and Time (Call for Quote)		VAR

ARMS	Dual Pivoting Arms	INCL
COVERS	Removable Covers	INCL

## TO ORDER SIMPLY FILL IN THE BLANKS

<b>F7</b>	<b>1</b>	<b>15</b>	<b>GR</b>		<b>KD</b>			
<b>SERIES</b>	<b>BACK STYLE</b>	<b>CONTROL</b>	<b>ARM</b>	<b>OPTIONS</b> For additional options separate with (-) hyphen.	<b>FREIGHT OPTION</b>	<b>FREIGHT REQUIREMENTS</b>	<b>FABRIC CODE - UPPER</b> Please refer to allseating.com for fabric codes.	<b>FABRIC CODE - LOWER</b> Please refer to allseating.com for fabric codes.



INFO  
ASTUTE  
AYLES  
CHIROPY  
DOVE  
ENTAIL  
EXCHANGE  
FLUID  
FOSTER  
HALSA  
INERTIA  
JIF  
LI  
LEVO  
M.O.  
MULTI  
PILLOWS  
PRESTO  
RAINBOW  
RAY  
REQUISITE  
THERAPOD  
TUCK  
YOU  
ZIP



# HALSA® SINGLE MIDBACK

DESIGN | ALLSEATING  
GSA SIN | 33721

**BASE PRICE | \$823**  
H1010-OA-NC

Code	Grade 1/COM	Grade 2	Grade 3	Grade 4/COL	Grade 5	Grade 6	Grade 7	Grade 8	Leather 1	Leather 2	Leather 3
H1010-OA	\$823	\$872	\$904	\$946	\$982	\$1,047	\$1,121	\$1,203	\$1,382	\$1,462	\$1,702
H1010-CA	\$1,098	\$1,172	\$1,220	\$1,283	\$1,338	\$1,436	\$1,547	\$1,671	\$1,941	\$2,062	\$2,283

**FEATURES**

- 1" full cleanout
- 14 gauge tubular steel frame
- Molded foam
- Wallsaver frame design
- Black non-marring nylon glides

**DIMENSIONS**

- Overall: 35.5"H | 24"W | 24.75"D
- Seat: 18"H | 21"W | 18.25"D
- Back: 18"H | 21"W
- Arm: 26"H
- COM Seat: 0.75 yds
- COM Back: 1 yds
- COM Full: 1.75 yds
- COM Closed Arm: 0.75 yds

SERIES	H1	Halsa Upholstered	QS	\$
<b>BACK STYLE</b>	<b>0</b>	Midback		-
<b>TYPE</b>	<b>10</b>	Single		-
<b>ARM</b>	<b>OA</b>	Open Arm		-
	<b>CA</b>	Closed Arm*		VAR
<b>ARM CAP</b>	<b>NC</b>	No Cap (not available with Closed Arm)		-
	<b>TP</b>	Taupe Polyurethane		\$70
	<b>GR</b>	Grey Polyurethane		\$70
	<b>BK</b>	Black Polyurethane		\$70
	<b>HRM</b>	Hard Rock Maple Wood		\$120
	<b>RC</b>	Rustic Cherry Wood Cap		\$120
	<b>CP</b>	Chocolate Pear Wood		\$120
<b>FRAME FINISH</b>	<b>BI</b>	Corian Bisque		\$350
	<b>SR</b>	Corian Silverite		\$550
	<b>SVR</b>	Silver		-
	<b>BM</b>	Bronze Matte		-
<b>OPTIONS</b>	<b>GM</b>	Metallic Gunmetal		\$40
	<b>RE</b>	Removeable Covers		\$50
	<b>MB</b>	Moisture Barrier (Seat only)		\$85
<b>FREIGHT OPTIONS</b>	<b>CL</b>	Removeable Covers		\$105
	<b>KD</b>	Knocked Down		-
	<b>BW</b>	Blanket Wrapped - Fully Assembled (25 seat minimum)		\$70
<b>FREIGHT REQUIREMENTS</b>	<b>AS</b>	Allseating Standard		-
	<b>FQ</b>	Special Freight Instructions (Call for Quote)		VAR
	<b>GD</b>	Guaranteed Delivery Date and Time (Call for Quote)		VAR

**NOTES**

- Warranted for users up to 500 lbs/seat
- This product meets the requirements set forth in ANSI/BIFMA HCF8.1
- \*Arm Cap must accompany the Closed Arm option

**TO ORDER SIMPLY FILL IN THE BLANKS**

H1	-	0	-	10	-		-		-		-		-		-		
<b>SERIES</b>		<b>BACK STYLE</b>		<b>TYPE</b>		<b>ARM</b>		<b>ARM CAP</b>		<b>FRAME FINISH</b>		<b>OPTIONS</b>		<b>FREIGHT REQUIREMENTS</b>		<b>FREIGHT OPTION</b>	<b>FABRIC CODE</b>
												For additional options separate with (-) hyphen.					Please refer to allseating.com for fabric codes.

INFO  
ASTUTE  
AYLES  
CHIROFORM  
DOVE  
ENTAIL  
EXCHANGE  
FLUID  
FOSTER  
HALSA  
INERTIA  
JIF  
LI  
LEVO  
M.O.  
MULTI  
PILLOWS  
PRESTO  
RAINBOW  
RAY  
REQUISITE  
THERAPOD  
TUCK  
YOU  
ZIP



# HALSA® SINGLE HIGHBACK

DESIGN | ALLSEATING  
GSA SIN | 711-316

## BASE PRICE | \$838

### H1110-OA-NC

Code	Grade 1/ COM	Grade 2	Grade 3	Grade 4/ COL	Grade 5	Grade 6	Grade 7	Grade 8	Leather 1	Leather 2	Leather 3
H1110-OA	\$838	\$894	\$930	\$978	\$1,020	\$1,094	\$1,178	\$1,272	\$1,477	\$1,568	\$1,842
H1110-CA	\$1,113	\$1,194	\$1,246	\$1,315	\$1,376	\$1,483	\$1,604	\$1,740	\$2,036	\$2,168	\$2,564

### FEATURES

- 1" full cleanout
- 14 gauge tubular steel frame
- Molded foam
- Wallsaver frame design
- Black non-marring nylon glides

### DIMENSIONS

- Overall: 41"H | 24"W | 24.75"D
- Seat: 18"H | 21"W | 18.25"D
- Back: 23"H | 21"W
- Arm: 26"H
- COM Seat: 0.75 yds
- COM Back: 1.25 yds
- COM Full: 2 yds
- COM Closed Arm: 0.75 yds

SERIES	H1	Halsa Upholstered	QS	\$
<b>BACK STYLE</b>	<b>1</b>	Highback		-
<b>TYPE</b>	<b>10</b>	Single		-
<b>ARM</b>	<b>OA</b>	Open Arm		-
	<b>CA</b>	Closed Arm*		VAR
<b>ARM CAP</b>	<b>NC</b>	No Cap (not available with Closed Arm)		-
	<b>TP</b>	Taupe Polyurethane		\$70
	<b>GR</b>	Grey Polyurethane		\$70
	<b>BK</b>	Black Polyurethane		\$70
	<b>HRM</b>	Hard Rock Maple Wood		\$120
	<b>RC</b>	Rustic Cherry Wood Cap		\$120
<b>FRAME FINISH</b>	<b>CP</b>	Chocolate Pear Wood		\$120
	<b>BI</b>	Corian Bisque		\$350
	<b>SR</b>	Corian Silverite		\$550
	<b>SVR</b>	Silver		-
<b>OPTIONS</b>	<b>BM</b>	Bronze Matte		-
	<b>GM</b>	Metallic Gunmetal		\$40
	<b>RE</b>	Removeable Covers		\$50
<b>FREIGHT OPTIONS</b>	<b>MB</b>	Moisture Barrier (Seat only)		\$85
	<b>CL</b>	CAL TB133		\$105
	<b>KD</b>	Knocked Down		-
<b>FREIGHT REQUIREMENTS</b>	<b>BW</b>	Blanket Wrapped - Fully Assembled (25 seat minimum)		\$70
	<b>AS</b>	Allseating Standard		-
	<b>FQ</b>	Special Freight Instructions (Call for Quote)		VAR
	<b>GD</b>	Guaranteed Delivery Date and Time (Call for Quote)		VAR

### NOTES

- Warranted for users up to 500 lbs/seat
- This product meets the requirements set forth in ANSI/BIFMA HCF8.1
- \*Arm Cap must accompany the Closed Arm option

### TO ORDER SIMPLY FILL IN THE BLANKS

H1	-	1	-	10	-		-		-		-		-		-		
<b>SERIES</b>		<b>BACK STYLE</b>		<b>TYPE</b>		<b>ARM</b>		<b>ARM CAP</b>		<b>FRAME FINISH</b>		<b>OPTIONS</b>		<b>FREIGHT REQUIREMENTS</b>		<b>FREIGHT OPTION</b>	<b>FABRIC CODE</b>
												For additional options separate with (-) hyphen.					Please refer to allseating.com for fabric codes.



# HALSA® SINGLE PLUS

DESIGN | ALLSEATING  
GSA SIN | 33721

## BASE PRICE | \$946

### H1410-OA-NC

Code	Grade 1/ COM	Grade 2	Grade 3	Grade 4/ COL	Grade 5	Grade 6	Grade 7	Grade 8	Leather 1	Leather 2	Leather 3
H1110-OA	\$946	\$1,016	\$1,061	\$1,121	\$1,174	\$1,266	\$1,371	\$1,489	\$1,745	\$1,859	\$2,201
H1110-CA	\$1,221	\$1,316	\$1,377	\$1,458	\$1,530	\$1,655	\$1,797	\$1,957	\$2,304	\$2,459	\$2,923

### FEATURES

- 1" full cleanout
- 14 gauge tubular steel frame
- Molded foam
- Wallsaver frame design
- Black non-marring nylon glides

### DIMENSIONS

- Overall: 35.5"H | 33"W | 24.75"D
- Seat: 18"H | 30"W | 18.25"D
- Back: 18"H | 30"W
- Arm: 26"H
- COM Seat: 1yd
- COM Back: 1.5 yds
- COM Full: 2.5 yds
- COM Closed Arm: 0.75 yds

SERIES	H1	Halsa Upholstered	QS	\$
<b>BACK STYLE</b>	<b>4</b>	Midback Plus		-
<b>TYPE</b>	<b>10</b>	Single		-
<b>ARM</b>	<b>OA</b>	Open Arm		-
	<b>CA</b>	Closed Arm*		VAR
<b>ARM CAP</b>	<b>NC</b>	No Cap (not available with Closed Arm)		-
	<b>TP</b>	Taupe Polyurethane		\$70
	<b>GR</b>	Grey Polyurethane		\$70
	<b>BK</b>	Black Polyurethane		\$70
	<b>HRM</b>	Hard Rock Maple Wood		\$120
	<b>RC</b>	Rustic Cherry Wood Cap		\$120
<b>FRAME FINISH</b>	<b>CP</b>	Chocolate Pear Wood		\$120
	<b>BI</b>	Corian Bisque		\$350
	<b>SR</b>	Corian Silverite		\$550
	<b>SVR</b>	Silver		-
<b>OPTIONS</b>	<b>BM</b>	Bronze Matte		-
	<b>GM</b>	Metallic Gunmetal		\$40
	<b>RE</b>	Removeable Covers		\$50
<b>FREIGHT OPTIONS</b>	<b>MB</b>	Moisture Barrier (Seat only)		\$85
	<b>CL</b>	CAL TB133		\$105
	<b>KD</b>	Knocked Down		-
<b>FREIGHT REQUIREMENTS</b>	<b>BW</b>	Blanket Wrapped - Fully Assembled (25 seat minimum)		\$70
	<b>AS</b>	Allseating Standard		-
	<b>FQ</b>	Special Freight Instructions (Call for Quote)		VAR
	<b>GD</b>	Guaranteed Delivery Date and Time (Call for Quote)		VAR

### NOTES

- Warranted for users up to 750 lbs/seat
- This product meets the requirements set forth in ANSI/BIFMA HCF8.1
- \*Arm Cap must accompany the Closed Arm option

### TO ORDER SIMPLY FILL IN THE BLANKS

H1	-	4	-	10	-		-		-		-		-		-		
<b>SERIES</b>		<b>BACK STYLE</b>		<b>TYPE</b>		<b>ARM</b>		<b>ARM CAP</b>		<b>FRAME FINISH</b>		<b>OPTIONS</b>		<b>FREIGHT REQUIREMENTS</b>		<b>FREIGHT OPTION</b>	<b>FABRIC CODE</b>
												For additional options separate with (-) hyphen.					Please refer to allseating.com for fabric codes.

# HALSA® LOVESEAT

DESIGN | ALLSEATING  
GSA SIN | 33721



## BASE PRICE | \$1,185

### H1510-OA-NC

Code	Grade 1/ COM	Grade 2	Grade 3	Grade 4/ COL	Grade 5	Grade 6	Grade 7	Grade 8	Leather 1	Leather 2	Leather 3
H1510-OA	\$1,185	\$1,255	\$1,300	\$1,360	\$1,413	\$1,505	\$1,610	\$1,728	\$1,984	\$2,098	\$2,440
H1510-CA	\$1,460	\$1,555	\$1,616	\$1,697	\$1,769	\$1,894	\$2,036	\$2,196	\$2,543	\$2,698	\$3,162

### FEATURES

- 1" full cleanout
- 14 gauge tubular steel frame
- Molded foam
- Wallsaver frame design
- Black non-marring nylon glides

### DIMENSIONS

- Overall: 35.5"H | 45"W | 24.75"D
- Seat: 18"H | 42"W | 18.25"D
- Back: 18"H | 42"W
- Arm: 26"H
- COM Seat: 1 yds
- COM Back: 1.5 yds
- COM Full: 2.5 yds
- COM Closed Arm: 0.75 yds

SERIES	H1	Halsa Upholstered	QS	\$
<b>BACK STYLE</b>	<b>5</b>	Loveseat		-
<b>TYPE</b>	<b>10</b>	Single		-
<b>ARM</b>	<b>OA</b>	Open Arm		-
	<b>CA</b>	Closed Arm*		VAR
<b>ARM CAP</b>	<b>NC</b>	No Cap (not available with Closed Arm)		-
	<b>TP</b>	Taupe Polyurethane		\$70
	<b>GR</b>	Grey Polyurethane		\$70
	<b>BK</b>	Black Polyurethane		\$70
	<b>HRM</b>	Hard Rock Maple Wood		\$120
	<b>RC</b>	Rustic Cherry Wood Cap		\$120
<b>FRAME FINISH</b>	<b>CP</b>	Chocolate Pear Wood		\$120
	<b>BI</b>	Corian Bisque		\$350
	<b>SR</b>	Corian Silverite		\$550
	<b>SVR</b>	Silver		-
<b>OPTIONS</b>	<b>BM</b>	Bronze Matte		-
	<b>GM</b>	Metallic Gunmetal		\$40
	<b>RE</b>	Removeable Covers		\$50
<b>FREIGHT OPTIONS</b>	<b>MB</b>	Moisture Barrier (Seat only)		\$170
	<b>CL</b>	CAL TB133		\$210
	<b>KD</b>	Knocked Down		-
<b>FREIGHT REQUIREMENTS</b>	<b>BW</b>	Blanket Wrapped - Fully Assembled (25 seat minimum)		\$140
	<b>AS</b>	Allseating Standard		-
	<b>FQ</b>	Special Freight Instructions (Call for Quote)		VAR
	<b>GD</b>	Guaranteed Delivery Date and Time (Call for Quote)		VAR

### NOTES

- Warranted for users up to 750 lbs/seat
- This product meets the requirements set forth in ANSI/BIFMA HCF8.1
- \*Arm Cap must accompany the Closed Arm option

### TO ORDER SIMPLY FILL IN THE BLANKS

H1	5	10							
<b>SERIES</b>	<b>BACK STYLE</b>	<b>TYPE</b>	<b>ARM</b>	<b>ARM CAP</b>	<b>FRAME FINISH</b>	<b>OPTIONS</b> For additional options separate with (-) hyphen.	<b>FREIGHT REQUIREMENTS</b>	<b>FREIGHT OPTION</b>	<b>FABRIC CODE</b> Please refer to allseating.com for fabric codes.

INFO  
ASTUTE  
AYLES  
CHIROPFORM  
DOVE  
ENTAIL  
EXCHANGE  
FLUID  
FOSTER  
HALSA  
INERTIA  
JIF  
LI  
LEVO  
M.O.  
MULTI  
PILLOWS  
PRESTO  
RAINBOW  
RAY  
REQUISITE  
THERAPOD  
TUCK  
YOU  
ZIP

# HALSA® DOUBLE

DESIGN | ALLSEATING  
GSA SIN | 33721



## FEATURES

- 1" full cleanout
- 14 guage tubular steel frame
- Molded foam
- Wallsaver frame design
- Black non-marring nylon glides

## DIMENSIONS

- Overall: 35.5"H | 45.5"W | 24.75"D
- Seat: 18"H | 42"W | 18.25"D
- Back: 18"H | 42"W
- Arm: 26"H
- COM Seat: 1.75 yds
- COM Back: 1.5 yds
- COM Full: 3.25 yds
- COM Closed Arm: 0.75 yds

BASE PRICE   \$1,316											
H1020-OA-NC											
Code	Grade 1/COM	Grade 2	Grade 3	Grade 4/COL	Grade 5	Grade 6	Grade 7	Grade 8	Leather 1	Leather 2	Leather 3
H1020-OA	\$1,316	\$1,407	\$1,466	\$1,544	\$1,612	\$1,732	\$1,869	\$2,021	\$2,354	\$2,502	\$2,948
H1020-CA	\$1,641	\$1,757	\$1,832	\$1,931	\$2,018	\$2,171	\$2,345	\$2,539	\$2,963	\$3,152	\$3,720

SERIES	H1	Halsa Upholstered	QS	\$
BACK STYLE	0	Midback		-
TYPE	20	Double		-
ARM	OA	Open Arm		-
	CA	Closed Arm*		VAR
ARM CAP	NC	No Cap (not available with Closed Arm)		-
	TP	Taupe Polyurethane		\$70
	GR	Grey Polyurethane		\$70
	BK	Black Polyurethane		\$70
	HRM	Hard Rock Maple Wood		\$120
	RC	Rustic Cherry Wood Cap		\$120
FRAME FINISH	CP	Chocolate Pear Wood		\$120
	BI	Corian Bisque		\$350
	SR	Corian Silverite		\$550
	SVR	Silver		-
OPTIONS	BM	Bronze Matte		-
	GM	Metallic Gunmetal		\$40
	RE	Removeable Covers		\$100
FREIGHT OPTIONS	MB	Moisture Barrier (Seat only)		\$170
	CL	CAL TB133		\$210
	KD	Knocked Down		-
FREIGHT REQUIREMENTS	BW	Blanket Wrapped - Fully Assembled (25 seat minimum)		\$140
	AS	Allseating Standard		-
	FQ	Special Freight Instructions (Call for Quote)		VAR
	GD	Guaranteed Delivery Date and Time (Call for Quote)		VAR

## NOTES

- Warranted for users up to 500 lbs/seat
- This product meets the requirements set forth in ANSI/BIFMA HCF8.1
- \*Arm Cap must accompany the Closed Arm option

## TO ORDER SIMPLY FILL IN THE BLANKS

H1	-	0	-	20	-		-		-		-		-		-		
SERIES		BACK STYLE		TYPE		ARM		ARM CAP		FRAME FINISH		OPTIONS		FREIGHT REQUIREMENTS		FREIGHT OPTION	FABRIC CODE
<p>For additional options separate with (-) hyphen. Please refer to allseating.com for fabric codes.</p>																	



# HALSA® DOUBLE FULL ARM

DESIGN | ALLSEATING  
GSA SIN | 33721

**BASE PRICE | \$1,398**  
H1022-OA-NC

Code	Grade 1/ COM	Grade 2	Grade 3	Grade 4/ COL	Grade 5	Grade 6	Grade 7	Grade 8	Leather 1	Leather 2	Leather 3
H1020-OA	\$1,398	\$1,489	\$1,548	\$1,626	\$1,694	\$1,814	\$1,951	\$2,103	\$2,436	\$2,584	\$3,030
H1020-CA	\$1,718	\$1,834	\$1,909	\$2,008	\$2,095	\$2,248	\$2,422	\$2,616	\$3,040	\$3,229	\$3,797

## FEATURES

- 1" full cleanout
- 14 gauge tubular steel frame
- Molded foam
- Wallsaver frame design
- Black non-marring nylon glides

## DIMENSIONS

- Overall: 35.5"H | 46.5"W | 24.75"D
- Seat: 18"H | 42"W | 18.25"D
- Back: 18"H | 42"W
- Arm: 26"H
- COM Seat: 1.75 yds
- COM Back: 1.5 yds
- COM Full: 3.25 yds
- COM Closed Arm: 1.25 yds

SERIES	H1	Halsa Upholstered	QS	\$
<b>BACK STYLE</b>	<b>0</b>	Midback		-
<b>TYPE</b>	<b>22</b>	Double with Full Arms		-
<b>ARM</b>	<b>OA</b>	Open Arm		-
	<b>CA</b>	Closed Arm*		VAR
<b>ARM CAP</b>	<b>NC</b>	No Cap (not available with Closed Arm)		-
	<b>TP</b>	Taupe Polyurethane		\$105
	<b>GR</b>	Grey Polyurethane		\$105
	<b>BK</b>	Black Polyurethane		\$105
	<b>HRM</b>	Hard Rock Maple Wood		\$180
	<b>RC</b>	Rustic Cherry Wood Cap		\$180
	<b>CP</b>	Chocolate Pear Wood		\$180
<b>FRAME FINISH</b>	<b>BI</b>	Corian Bisque		\$525
	<b>SR</b>	Corian Silverite		\$825
	<b>SVR</b>	Silver		-
	<b>BM</b>	Bronze Matte		-
<b>OPTIONS</b>	<b>GM</b>	Metallic Gunmetal		\$40
	<b>RE</b>	Removeable Covers		\$100
	<b>MB</b>	Moisture Barrier (Seat only)		\$170
<b>FREIGHT OPTIONS</b>	<b>CL</b>	CAL TB133		\$210
	<b>KD</b>	Knocked Down		-
	<b>BW</b>	Blanket Wrapped - Fully Assembled (25 seat minimum)		\$140
<b>FREIGHT REQUIREMENTS</b>	<b>AS</b>	Allseating Standard		-
	<b>FQ</b>	Special Freight Instructions (Call for Quote)		VAR
	<b>GD</b>	Guaranteed Delivery Date and Time (Call for Quote)		VAR

## NOTES

- Warranted for users up to 500 lbs/seat
- This product meets the requirements set forth in ANSI/BIFMA HCF8.1
- \*Arm Cap must accompany the Closed Arm option

## TO ORDER SIMPLY FILL IN THE BLANKS

H1	-	0	-	22	-		-		-		-		-		-		
<b>SERIES</b>		<b>BACK STYLE</b>		<b>TYPE</b>		<b>ARM</b>		<b>ARM CAP</b>		<b>FRAME FINISH</b>		<b>OPTIONS</b>		<b>FREIGHT REQUIREMENTS</b>		<b>FREIGHT OPTION</b>	<b>FABRIC CODE</b>
												For additional options separate with (-) hyphen.					Please refer to allseating.com for fabric codes.

# HALSA® TRIPLE

DESIGN | ALLSEATING  
GSA SIN | 33721



## BASE PRICE | \$1,710

### H1030-OA-NC

Code	Grade 1/ COM	Grade 2	Grade 3	Grade 4/ COL	Grade 5	Grade 6	Grade 7	Grade 8	Leather 1	Leather 2	Leather 3
H1030-OA	\$1,710	\$1,878	\$1,986	\$2,130	\$2,256	\$2,478	\$2,730	\$3,012	\$3,627	\$3,900	\$4,722
H1030-CA	\$1,995	\$2,184	\$2,306	\$2,468	\$2,609	\$2,859	\$3,143	\$3,460	\$4,152	\$4,459	\$5,384

### FEATURES

- 1" full cleanout
- 14 gauge tubular steel frame
- Molded foam
- Wallsaver frame design
- Black non-marring nylon glides

### DIMENSIONS

- Overall: 35.5"H | 69"W | 24.75"D
- Seat: 18"H | 63"W | 18.5"D
- Back: 18"H | 63"W
- Arm: 26"H
- COM Seat: 3 yds
- COM Back: 2 yds
- COM Full: 6 yds
- COM Closed Arm: 1.25 yds

SERIES	H1	Halsa Upholstered	QS	\$
<b>BACK STYLE</b>	<b>0</b>	Midback		-
<b>TYPE</b>	<b>30</b>	Triple		-
<b>ARM</b>	<b>OA</b>	Open Arm		-
	<b>CA</b>	Closed Arm*		VAR
<b>ARM CAP</b>	<b>NC</b>	No Cap (not available with Closed Arm)		-
	<b>TP</b>	Taupe Polyurethane		\$70
	<b>GR</b>	Grey Polyurethane		\$70
	<b>BK</b>	Black Polyurethane		\$70
	<b>HRM</b>	Hard Rock Maple Wood		\$120
	<b>RC</b>	Rustic Cherry Wood Cap		\$120
<b>FRAME FINISH</b>	<b>CP</b>	Chocolate Pear Wood		\$120
	<b>BI</b>	Corian Bisque		\$350
	<b>SR</b>	Corian Silverite		\$550
	<b>SVR</b>	Silver		-
<b>OPTIONS</b>	<b>BM</b>	Bronze Matte		-
	<b>GM</b>	Metallic Gunmetal		\$40
	<b>RE</b>	Removeable Covers		\$100
<b>FREIGHT OPTIONS</b>	<b>MB</b>	Moisture Barrier (Seat only)		\$170
	<b>CL</b>	CAL TB133		\$210
	<b>KD</b>	Knocked Down		-
<b>FREIGHT REQUIREMENTS</b>	<b>BW</b>	Blanket Wrapped - Fully Assembled (25 seat minimum)		\$210
	<b>AS</b>	Allseating Standard		-
	<b>FQ</b>	Special Freight Instructions (Call for Quote)		VAR
	<b>GD</b>	Guaranteed Delivery Date and Time (Call for Quote)		VAR

### NOTES

- Warranted for users up to 500 lbs/seat
- This product meets the requirements set forth in ANSI/BIFMA HCF8.1
- \*Arm Cap must accompany the Closed Arm option

### TO ORDER SIMPLY FILL IN THE BLANKS

H1	-	0	-	30	-		-		-		-		-		-		
<b>SERIES</b>		<b>BACK STYLE</b>		<b>TYPE</b>		<b>ARM</b>		<b>ARM CAP</b>		<b>FRAME FINISH</b>		<b>OPTIONS</b>		<b>FREIGHT REQUIREMENTS</b>		<b>FREIGHT OPTION</b>	<b>FABRIC CODE</b>
												For additional options separate with (-) hyphen.					Please refer to allseating.com for fabric codes.

INFO  
ASTUTE  
AYLES  
CHIROPFORM  
DOVE  
ENTAIL  
EXCHANGE  
FLUID  
FOSTER  
HALSA  
INERTIA  
JIF  
LI  
LEVO  
M.O.  
MULTI  
PILLOWS  
PRESTO  
RAINBOW  
RAY  
REQUISITE  
THERAPOD  
TUCK  
YOU  
ZIP



# HALSA® TRIPLE FULL ARM

DESIGN | ALLSEATING  
GSA SIN | 33721



BASE PRICE   \$1,940											
H1032-OA-NC											
Code	Grade 1/COM	Grade 2	Grade 3	Grade 4/COL	Grade 5	Grade 6	Grade 7	Grade 8	Leather 1	Leather 2	Leather 3
H1032-OA	\$1,940	\$2,108	\$2,216	\$2,360	\$2,486	\$2,708	\$2,960	\$3,242	\$3,857	\$4,130	\$4,952
H1032-CA	\$2,395	\$2,598	\$2,729	\$2,903	\$3,055	\$3,323	\$3,628	\$3,968	\$4,711	\$5,041	\$6,035

## FEATURES

- 1" full cleanout
- 14 guage tubular steel frame
- Molded foam
- Wallsaver frame design
- Black non-marring nylon glides

## DIMENSIONS

- Overall: 35.5"H | 69"W | 24.75"D
- Seat: 18"H | 63"W | 18.5"D
- Back: 18"H | 63"W
- Arm: 26"H
- COM Seat: 3 yds
- COM Back: 2 yds
- COM Full: 6 yds
- COM Closed Arm: 1.25 yds

SERIES	H1	Halsa Upholstered	QS	\$
<b>BACK STYLE</b>	<b>0</b>	Midback		-
<b>TYPE</b>	<b>32</b>	Triple with Full Arms		-
<b>ARM</b>	<b>OA</b>	Open Arm		-
	<b>CA</b>	Closed Arm*		VAR
<b>ARM CAP</b>	<b>NC</b>	No Cap (not available with Closed Arm)		-
	<b>TP</b>	Taupe Polyurethane		\$140
	<b>GR</b>	Grey Polyurethane		\$140
	<b>BK</b>	Black Polyurethane		\$140
	<b>HRM</b>	Hard Rock Maple Wood		\$240
	<b>RC</b>	Rustic Cherry Wood Cap		\$240
	<b>CP</b>	Chocolate Pear Wood		\$240
	<b>BI</b>	Corian Bisque		\$700
<b>FRAME FINISH</b>	<b>SR</b>	Corian Silverite		\$1100
	<b>SVR</b>	Silver		-
	<b>BM</b>	Bronze Matte		-
	<b>GM</b>	Metallic Gunmetal		\$40
<b>OPTIONS</b>	<b>RE</b>	Removeable Covers		\$150
	<b>MB</b>	Moisture Barrier (Seat only)		\$170
	<b>CL</b>	CAL TB133		\$210
<b>FREIGHT OPTIONS</b>	<b>KD</b>	Knocked Down		-
	<b>BW</b>	Blanket Wrapped - Fully Assembled (25 seat minimum)		\$210
<b>FREIGHT REQUIREMENTS</b>	<b>AS</b>	Allseating Standard		-
	<b>FQ</b>	Special Freight Instructions (Call for Quote)		VAR
	<b>GD</b>	Guaranteed Delivery Date and Time (Call for Quote)		VAR

## NOTES

- Warranted for users up to 500 lbs/seat
- This product meets the requirements set forth in ANSI/BIFMA HCF8.1
- \*Arm Cap must accompany the Closed Arm option

## TO ORDER SIMPLY FILL IN THE BLANKS

H1	-	0	-	32	-		-		-		-		-		-		
<b>SERIES</b>		<b>BACK STYLE</b>		<b>TYPE</b>		<b>ARM</b>		<b>ARM CAP</b>		<b>FRAME FINISH</b>		<b>OPTIONS</b>		<b>FREIGHT REQUIREMENTS</b>		<b>FREIGHT OPTION</b>	<b>FABRIC CODE</b>
<p>For additional options separate with (-) hyphen. Please refer to allseating.com for fabric codes.</p>																	

INFO  
ASTUTE  
AYLES  
CHIROPFORM  
DOVE  
ENTAIL  
EXCHANGE  
FLUID  
FOSTER  
HALSA  
INERTIA  
JIF  
LI  
LEVO  
M.O.  
MULTI  
PILLOWS  
PRESTO  
RAINBOW  
RAY  
REQUISITE  
THERAPOD  
TUCK  
YOU  
ZIP



# HALSA® SIDE TABLE

DESIGN | ALLSEATING  
GSA SIN | 33721

**BASE PRICE | \$756**  
H4X01

## FEATURES

- 14 gauge tubular steel frame
- Seamless thermofoil surface
- Black non-marring nylon glides

## DIMENSIONS

- Overall: 16"H | 19.5"W | 19.5"D

SERIES	H4	Halsa Table	QS	\$
STYLE	X	Not Applicable		-
TYPE	01	Side Table		-
FRAME FINISH	SVR	Silver		-
	BM	Bronze Matte		-
	GM	Metallic Gunmetal		\$40
TABLE FINISH	DW	Designer White		-
	HRM	Hard Rock Maple		-
	RC	Rustic Cherry Wood Cap		-
	CP	Chocolate Pear		-
FREIGHT OPTIONS	KD	Knocked Down		-
	BW	Blanket Wrapped - Fully Assembled (25 seat minimum)		\$70
FREIGHT REQUIREMENTS	AS	Allseating Standard		-
	FQ	Special Freight Instructions (Call for Quote)		VAR
	GD	Guaranteed Delivery Date and Time (Call for Quote)		VAR

## NOTES

- Ships knocked down
- Warranted up to 500lbs.
- This product meets the requirements set forth in ANSI/BIFMA HCF8.1

## TO ORDER SIMPLY FILL IN THE BLANKS

H4	X	01				
SERIES	STYLE	TYPE	FRAME FINISH	TABLE FINISH	FREIGHT OPTION	FREIGHT REQUIREMENTS

# HALSA<sup>®</sup> COFFEE TABLE

DESIGN | ALLSEATING  
GSA SIN | 33721



**BASE PRICE | \$929**  
H4X02

## FEATURES

- 14 gauge tubular steel frame
- Seamless thermofoil surface
- Black non-marring nylon glides

## DIMENSIONS

- Overall: 16"H | 39.5"W | 21.5"D

SERIES	H4	Halsa Table	QS	\$
STYLE	X	Not Applicable		-
TYPE	02	Coffee Table		-
FRAME FINISH	SVR	Silver		-
	BM	Bronze Matte		-
	GM	Metallic Gunmetal		\$40
TABLE FINISH	DW	Designer White		-
	HRM	Hard Rock Maple		-
	RC	Rustic Cherry Wood Cap		-
	CP	Chocolate Pear		-
FREIGHT OPTIONS	KD	Knocked Down		-
	BW	Blanket Wrapped - Fully Assembled (25 seat minimum)		\$70
FREIGHT REQUIREMENTS	AS	Allseating Standard		-
	FQ	Special Freight Instructions (Call for Quote)		VAR
	GD	Guaranteed Delivery Date and Time (Call for Quote)		VAR

## NOTES

- Ships knocked down
- Warranted up to 500lbs.
- This product meets the requirements set forth in ANSI/BIFMA HCF8.1

## TO ORDER SIMPLY FILL IN THE BLANKS

H4	-	X	-	02	-		-		-		-	
SERIES		STYLE		TYPE		FRAME FINISH		TABLE FINISH		FREIGHT OPTION		FREIGHT REQUIREMENTS



# HALSA® END TABLE

DESIGN | ALLSEATING  
GSA SIN | 33721

**BASE PRICE | \$598**  
H4X03

**FEATURES**

- 14 gauge tubular steel frame
- Seamless thermofoil surface
- Black non-marring nylon glides

**DIMENSIONS**

- Overall: 16"H | 17"W | 19.5"D

SERIES	H4	Halsa Table	QS	\$
STYLE	X	Not Applicable		-
TYPE	03	End Table		-
FRAME FINISH	SVR	Silver		-
	BM	Bronze Matte		-
	GM	Metallic Gunmetal		\$40
TABLE FINISH	DW	Designer White		-
	HRM	Hard Rock Maple		-
	RC	Rustic Cherry Wood Cap		-
	CP	Chocolate Pear		-
FREIGHT OPTIONS	KD	Knocked Down		-
FREIGHT REQUIREMENTS	AS	Allseating Standard		-
	FQ	Special Freight Instructions (Call for Quote)		VAR
	GD	Guaranteed Delivery Date and Time (Call for Quote)		VAR

**NOTES**

- Ships knocked down
- Warranted up to 350 lbs.
- This product meets the requirements set forth in ANSI/BIFMA HCF8.1

**TO ORDER SIMPLY FILL IN THE BLANKS**

H4 - X - 03 -   -   -   -    
 SERIES    STYLE    TYPE    FRAME FINISH    TABLE FINISH    FREIGHT OPTION    FREIGHT REQUIREMENTS

# HALSA® CORNER TABLE

DESIGN | ALLSEATING  
GSA SIN | 33721



**BASE PRICE | \$688**  
H4X06

## FEATURES

- 14 guage tubular steel frame
- Seamless thermofoil surface
- Black non-marring nylon glides

## DIMENSIONS

- Overall: 16"H | 23.25"W | 23.25"D

SERIES	H4	Halsa Table	QS	\$
STYLE	X	Not Applicable		-
TYPE	06	Corner Table		-
FRAME FINISH	SVR	Silver		-
	BM	Bronze Matte		-
	GM	Metallic Gunmetal		\$40
TABLE FINISH	DW	Designer White		-
	HRM	Hard Rock Maple		-
	RC	Rustic Cherry Wood Cap		-
	CP	Chocolate Pear		-
FREIGHT OPTIONS	KD	Knocked Down		-
FREIGHT REQUIREMENTS	AS	Allseating Standard		-
	FQ	Special Freight Instructions (Call for Quote)		VAR
	GD	Guaranteed Delivery Date and Time (Call for Quote)		VAR

## NOTES

- Ships knocked down
- Warranted up to 350 lbs.
- This product meets the requirements set forth in ANSI/BIFMA HCF8.1

## TO ORDER SIMPLY FILL IN THE BLANKS

H4	-	X	-	06	-		-		-	KD	-	
SERIES		STYLE		TYPE		FRAME FINISH		TABLE FINISH		FREIGHT OPTION		FREIGHT REQUIREMENTS

# HALSA® IN LINE TABLE

DESIGN | ALLSEATING  
GSA SIN | 33721



**BASE PRICE | \$498**  
H4X05

## FEATURES

- 14 gauge tubular steel frame
- Seamless thermofoil surface
- Black non-marring nylon glides

SERIES	H4	Halsa Table	\$
STYLE	X	Not Applicable	-
TYPE	05	In-Line Table	-
FRAME FINISH	SVR	Silver	-
	BM	Bronze Matte	-
	GM	Metallic Gunmetal	\$40
TABLE FINISH	DW	Designer White	-
	HRM	Hard Rock Maple	-
	RC	Rustic Cherry Wood Cap	-
	CP	Chocolate Pear	-
FREIGHT OPTIONS	KD	Knocked Down	-
FREIGHT REQUIREMENTS	AS	Allseating Standard	-
	FQ	Special Freight Instructions (Call for Quote)	VAR
	GD	Guaranteed Delivery Date and Time (Call for Quote)	VAR

## DIMENSIONS

- Overall: 16"H | 17"W | 19.5"D

## NOTES

- Ships knocked down
- Warranted up to 350 lbs.
- This product meets the requirements set forth in ANSI/BIFMA HCF8.1

## TO ORDER SIMPLY FILL IN THE BLANKS

H4	X	05			KD	
SERIES	STYLE	TYPE	FRAME FINISH	TABLE FINISH	FREIGHT OPTION	FREIGHT REQUIREMENTS



# INERTIA<sup>®</sup> MESH MIDBACK

DESIGN | ALLSEATING  
GSA SIN | 33721

**BASE PRICE | \$435**  
77089-NA

Grade 1/COM	Grade 2	Grade 3	Grade 4/COL	Grade 5	Grade 6	Grade 7	Grade 8	Leather 1	Leather 2	Leather 3
\$435	\$456	\$470	\$488	\$503	\$531	\$563	\$598	\$675	\$709	\$812

**FEATURES**

- 4.25" cylinder
- Black or smoke nylon base
- Mesh back
- Molded seat foam with upholstered stitch detail
- For arm features and travel specifications, see page 16
- Carpet casters
- 24 | 7 Warranty on Synchro Tilt (40) mechanism, options included are T2 arms and Seat Slider. For more details see page 16

**DIMENSIONS**

- Overall [Synchro Tilt]: 35.5"- 39.75"H | 28.5"W | 28.5"D
- Overall [Deluxe Tilt J-Bar]: 37"-41.25"H | 28.5"W | 28.5"D
- Overall [Basic Synchro Tilt]: 36"-40.5"H | 28.5"W | 28.5"D
- Seat [Synchro Tilt]: 16.75"- 21"H | 20"W | 19.5"D
- Seat [Deluxe Tilt J-Bar]: 17"-21.25"H | 20"W | 19.5"D
- Seat [Basic Synchro Tilt]: 17"-21.5"H | 20"W | 19.5"D
- Back: 19"H | 19"W
- COM: 0.75 yd.

**NOTES**

- Ships knocked down.
- For BW and FA freight options, minimum quantities apply
- All other features are dependant on the control specified. Please refer to Control Choice on page 8 for full description of available features.
- This product meets the requirements set forth in ANSI/BIFMA X5.1-2011 and is warranted for users up to 350 lbs.
- Dimensions are dependant on options selected. Product can be configured to comply with BIFMA G1-2002 guidelines.
- Smoke Finish | L2, T2 and 4D arms are the only arms available in Smoke and will match base when selected.
- If requiring a 3" seat slider, please specify with code SE rather than SS
- \*P | Pressure Braking Casters - casters allow the chair to roll only when someone is sitting in the chair.
- \*\*RP | Reverse Braking Casters - casters allow the chair to roll only when someone is not in the chair.
- \*\*\*Composite base and casters will be substituted if HS or LS is selected.
- For mesh model code see page 22.

SERIES	77	Inertia Mesh Back	QS	\$
<b>BACK STYLE</b>	<b>0</b>	Midback	•	-
<b>CONTROL</b>	<b>89</b>	Basic Synchro Tilt (BT-4)	•	-
	<b>40</b>	Synchro Tilt (ST)	•	\$74
	<b>80</b>	Deluxe Tilt J-Bar (DJ)	•	\$160
<b>ARM</b>	<b>NA</b>	No Arm	•	-
	<b>CA</b>	Conference Arm (Not Available with Deluxe Tilt J-Bar)	•	\$45
	<b>L2</b>	Dual Function Arm	•	\$89
	<b>T2</b>	Task 2 Arm (Available with AWK or AWL)	•	\$105
	<b>4D</b>	4 Dimensional Arm (Available with AWK or AWL)	•	\$125
	<b>MF</b>	Multi-functional Arm (width adjustment incl.), see page 16	•	\$150
	<b>SW</b>	Swivel Arm	•	\$150
	<b>TW</b>	Twister Arm	•	\$174
	<b>T7</b>	Ergonomic Task Arm	•	\$280
<b>FRAME FINISH</b>	<b>BKN</b>	Black Nylon	•	-
	<b>SKN</b>	Smoke Nylon (Available arms L2, T2, 4D)		\$45
<b>BACK MESH</b> (see page 22 for mesh model code)	<b>M1</b>	M1 Mesh		\$40
	<b>M2</b>	M2 Mesh		\$120
	<b>M3</b>	M3 Mesh		\$120
	<b>M4</b>	M4 Mesh		\$120
	<b>M5</b>	M5 Mesh		\$40
	<b>M7</b>	M7 Mesh	•	\$0
	<b>M8</b>	M8 Mesh		\$40
<b>OPTIONS</b>	<b>SC</b>	Sit to Counter (Black frame and Synchro Tilt only)	•	\$130
	<b>AWK</b>	Adjustable Width Bracket (Knob)	•	\$29
	<b>AWL</b>	Adjustment Width Bracket (Lever)	•	\$39
	<b>LH</b>	65mm (2.5") Hard Surface Casters	•	\$30
	<b>P</b>	Pressure Braking Casters*	•	\$57
	<b>RP</b>	Reverse Pressure Braking Casters**	•	\$107
	<b>G</b>	Glides*** (N/A with HAB)	•	\$28
	<b>HAB</b>	High Profile Aluminum Base w/65mm Casters (Black frame only)	•	\$60
	<b>SS</b>	Seat Slider (Standard 2.5" range) (not available with SC option)	•	\$79
	<b>BHA</b>	Back Height Adjustment with (BT-4) Control		N/A
	<b>BHA</b>	Back Height Adjustment with (DJ) Control		-
	<b>BHA</b>	Back Height Adjustment with (ST) Control	•	\$86
	<b>IES</b>	Inertia Ergonomic Small Seat (16"D   19"W)	•	-
	<b>LS</b>	Low Seat Height with 5" Travel*** (Black frame only, N/A with HAB)	•	\$50
	<b>HS</b>	High Cylinder 5.5"****	•	-
	<b>CL</b>	CAL TB133	•	\$90
<b>FREIGHT OPTIONS</b>	<b>KD</b>	Knocked Down	•	-
	<b>BW</b>	Blanket Wrapped - Fully Assembled (25 unit minimum)		\$50
	<b>FA</b>	Fully Assembled in Carton (25 unit minimum)		\$70
<b>FREIGHT REQUIREMENTS</b>	<b>AS</b>	Allseating Standard		-
	<b>FQ</b>	Special Freight Instructions (Call for Quote)		VAR
	<b>GD</b>	Guaranteed Delivery Date and Time (Call for Quote)		VAR

**TO ORDER SIMPLY FILL IN THE BLANKS**

77	0							
<b>SERIES</b>	<b>BACK STYLE</b>	<b>CONTROL</b>	<b>ARM</b>	<b>BACK MESH</b>	<b>OPTIONS</b> For additional options separate with (-) hyphen.	<b>FREIGHT OPTION</b>	<b>FREIGHT REQUIREMENTS</b>	<b>FABRIC CODE</b> Please refer to allseating.com for fabric codes.

INFO  
ASTUTE  
AYLES  
CHIROFORM  
DOVE  
ENTAIL  
EXCHANGE  
FLUID  
FOSTER  
HALSA  
INERTIA  
JIF  
L1  
LEVO  
M.O.  
MULTI  
PILLOWS  
PRESTO  
RAINBOW  
RAY  
REQUISITE  
THERAPOD  
TUCK  
YOU  
ZIP



# INERTIA<sup>®</sup> MESH HIGHBACK

DESIGN | ALLSEATING  
GSA SIN | 33721

**BASE PRICE | \$469**  
77189-NA

Grade 1/COM	Grade 2	Grade 3	Grade 4/COL	Grade 5	Grade 6	Grade 7	Grade 8	Leather 1	Leather 2	Leather 3
\$469	\$490	\$504	\$522	\$537	\$565	\$597	\$632	\$709	\$743	\$846

## FEATURES

- 4.25" cylinder
- Black or smoke nylon base
- Mesh back
- Molded seat foam with upholstered stitch detail
- For arm features and travel specifications, see page 16
- Carpet casters
- 24|7 Warranty on Synchro Tilt (40) mechanism, options included are T2 arms and Seat Slider. For more details see page 16

## DIMENSIONS

- Overall [Synchro Tilt]: 38.75"- 43"H | 28.5"W | 28.5"D
- Overall [Deluxe Tilt J-Bar]: 40.75"-45"H | 28.5"W | 28.5"D
- Overall [Basic Synchro Tilt]: 39.25"-43.5"H | 28.5"W | 28.5"D
- Seat [Synchro Tilt]: 16.75"- 21"H | 20"W | 19.5"D
- Seat [Deluxe Tilt J-Bar]: 17"-21.25"H | 20"W | 19.5"D
- Seat [Basic Synchro Tilt]: 17"-21.5"H | 20"W | 19.5"D
- Back: 21"H | 19"W
- COM: 0.75 yd.

## NOTES

- Ships knocked down.
- For BW and FA freight options, minimum quantities apply
- All other features are dependant on the control specified. Please refer to Control Choice on page 8 for full description of available features.
- This product meets the requirements set forth in ANSI/BIFMA X5.1-2011 and is warranted for users up to 350 lbs.
- Dimensions are dependant on options selected. Product can be configured to comply with BIFMA G1-2002 guidelines.
- Smoke Finish | L2, T2 and 4D arms are the only arms available in Smoke and will match base when selected.
- \*P | Pressure Braking Casters - casters allow the chair to roll only when someone is sitting in the chair.
- \*\*RP | Reverse Braking Casters - casters allow the chair to roll only when someone is not in the chair.
- \*\*\*Composite base and casters will be substituted if HS or LS is selected.
- For mesh model code see page 22.

SERIES	77	Inertia Mesh Back	QS	\$
<b>BACK STYLE</b>	<b>1</b>	Highback	•	-
<b>CONTROL</b>	<b>89</b>	Basic Synchro Tilt (BT-4)	•	-
	<b>40</b>	Synchro Tilt (ST)	•	\$74
	<b>80</b>	Deluxe Tilt J-Bar (DJ)	•	\$160
<b>ARM</b>	<b>NA</b>	No Arm	•	-
	<b>CA</b>	Conference Arm (Not Available with Deluxe Tilt J-Bar)	•	\$45
	<b>L2</b>	Dual Function Arm	•	\$89
	<b>T2</b>	Task 2 Arm (Available with AWK or AWL)	•	\$105
	<b>4D</b>	4 Dimensional Arm (Available with AWK or AWL)	•	\$125
	<b>MF</b>	Multi-functional Arm (width adjustment incl.) See page 16	•	\$150
	<b>SW</b>	Swivel Arm	•	\$150
	<b>TW</b>	Twister Arm	•	\$174
	<b>T7</b>	Ergonomic Task Arm	•	\$280
<b>FRAME FINISH</b>	<b>BKN</b>	Black Nylon	•	-
	<b>SKN</b>	Smoke Nylon (Available arms L2, T2, 4D)		\$45
<b>BACK MESH</b>	<b>M1</b>	M1 Mesh		\$40
(see page 22 for mesh model code)	<b>M2</b>	M2 Mesh		\$120
	<b>M3</b>	M3 Mesh		\$120
	<b>M4</b>	M4 Mesh		\$120
	<b>M5</b>	M5 Mesh		\$40
	<b>M7</b>	M7 Mesh	•	\$0
	<b>M8</b>	M8 Mesh		\$40
<b>OPTIONS</b>	<b>SC</b>	Sit to Counter (Black frame and Synchro Tilt only)	•	\$130
	<b>AWK</b>	Adjustable Width Bracket (Knob)	•	\$29
	<b>AWL</b>	Adjustment Width Bracket (Lever)	•	\$39
	<b>LH</b>	65mm (2.5") Hard Surface Casters	•	\$30
	<b>P</b>	Pressure Braking Casters*	•	\$57
	<b>RP</b>	Reverse Pressure Braking Casters**	•	\$107
	<b>G</b>	Glides*** (N/A with HAB)	•	\$28
	<b>HAB</b>	High Profile Aluminum Base w/65mm Casters (Black frame only)	•	\$60
	<b>SS</b>	Seat Slider (Standard 2.5" range) (not available with SC option)	•	\$79
	<b>BHA</b>	Back Height Adjustment with (BT-4) Control		N/A
	<b>BHA</b>	Back Height Adjustment with (DJ) Control		-
	<b>BHA</b>	Back Height Adjustment with (ST) Control	•	\$86
	<b>IES</b>	Inertia Ergonomic Small Seat (16"D   19"W)	•	-
	<b>LS</b>	Low Seat Height with 5" Travel*** (Black frame only, N/A with HAB)	•	\$50
	<b>HS</b>	High Cylinder 5.5"***	•	-
	<b>CL</b>	CAL TB133		\$90
<b>FREIGHT OPTIONS</b>	<b>KD</b>	Knocked Down	•	-
	<b>BW</b>	Blanket Wrapped - Fully Assembled (25 unit minimum)		\$50
	<b>FA</b>	Fully Assembled in Carton (25 unit minimum)		\$70
<b>FREIGHT REQUIREMENTS</b>	<b>AS</b>	Allseating Standard		-
	<b>FQ</b>	Special Freight Instructions (Call for Quote)		VAR
	<b>GD</b>	Guaranteed Delivery Date and Time (Call for Quote)		VAR

## TO ORDER SIMPLY FILL IN THE BLANKS

77	1							
<b>SERIES</b>	<b>BACK STYLE</b>	<b>CONTROL</b>	<b>ARM</b>	<b>BACK MESH</b>	<b>OPTIONS</b> For additional options separate with (-) hyphen.	<b>FREIGHT OPTION</b>	<b>FREIGHT REQUIREMENTS</b>	<b>FABRIC CODE</b> Please refer to allseating.com for fabric codes.

INFO  
ASTUTE  
AYLES  
CHIROFORM  
DOVE  
ENTAIL  
EXCHANGE  
FLUID  
FOSTER  
HAUSA  
INERTIA  
JIF  
L1  
LEVO  
M.O.  
MULTI  
PILLOWS  
PRESTO  
RAINBOW  
RAY  
REQUISITE  
THERAPOD  
TUCK  
YOU  
ZIP





# INERTIA<sup>®</sup> +PLUS MESH BACK

DESIGN | ALLSEATING  
GSA SIN | 33721

**BASE PRICE | \$580**  
**77440-NA**

Grade 1/COM	Grade 2	Grade 3	Grade 4/COL	Grade 5	Grade 6	Grade 7	Grade 8	Leather 1	Leather 2	Leather 3
\$580	\$608	\$626	\$650	\$671	\$708	\$750	\$797	\$900	\$945	\$1,082

## FEATURES

- 4.25" cylinder
- Black nylon base
- Mesh back
- Molded seat foam with upholstered stitch detail
- For arm features and travel specifications, see page 16
- Carpet casters

## DIMENSIONS

- Overall [Synchro Tilt]: 42.5"-46.75"H | 28.5"W | 28.5"D
- Seat [Synchro Tilt]: 18"- 22.25"H | 22"W | 20.5"D
- Back: 24"H | 22.5"W
- COM: 1 yd.

## NOTES

- Ships knocked down.
- For BW and FA freight options, minimum quantities apply
- All other features are dependant on the control specified. Please refer to Control Choice on page 8 for full description of available features.
- This product meets the requirements set forth in ANSI/BIFMA X5.1-2011 and is warranted for users up to 350 lbs.
- Dimensions are dependant on options selected. Product can be configured to comply with BIFMA G1-2002 guidelines.
- Smoke Finish | L2, T2 and 4D arms are the only arms available in Smoke and will match base when selected.
- \*P | Pressure Braking Casters - casters allow the chair to roll only when someone is sitting in the chair.
- \*\*RP | Reverse Braking Casters - casters allow the chair to roll only when someone is not in the chair.
- \*\*\*Composite base and casters will be substituted if HS or LS is selected.
- For mesh model code see page 22.

SERIES	77	Inertia Mesh Back	QS	\$
<b>BACK STYLE</b>	<b>4</b>	+Plus	•	-
<b>CONTROL</b>	<b>40</b>	Synchro Tilt (ST)	•	-
<b>ARM</b>	<b>NA</b>	No Arm	•	-
	<b>CA</b>	Conference Arm		\$45
	<b>T2</b>	Task 2 Arm (Available with AWK or AWL)	•	\$99
	<b>4D</b>	4 Dimensional Arm (Available with AWK or AWL)	•	\$125
	<b>MF</b>	Multi-functional Arm (width adjustment incl.) See page 16	•	\$150
	<b>SW</b>	Swivel Arm	•	\$150
	<b>TW</b>	Twister Arm	•	\$174
	<b>T7</b>	Ergonomic Task Arm	•	\$280
<b>BACK MESH</b> (see page 22 for mesh model code)	<b>M1</b>	M1 Mesh		\$40
	<b>M2</b>	M2 Mesh		\$120
	<b>M3</b>	M3 Mesh		\$120
	<b>M4</b>	M4 Mesh		\$120
	<b>M5</b>	M5 Mesh		\$40
	<b>M7</b>	M7 Mesh	•	\$0
	<b>M8</b>	M8 Mesh		\$40
<b>OPTIONS</b>	<b>AWK</b>	Adjustable Width Bracket (Knob)	•	\$29
	<b>AWL</b>	Adjustment Width Bracket (Lever)	•	\$39
	<b>LH</b>	65mm (2.5") Hard Surface Casters	•	\$30
	<b>P</b>	Pressure Braking Casters*	•	\$57
	<b>RP</b>	Reverse Pressure Braking Casters**	•	\$107
	<b>G</b>	Glides*** (N/A with HAB)	•	\$28
	<b>HAB</b>	High Profile Aluminum Base w/65mm Casters	•	\$60
	<b>SS</b>	Seat Slider (Standard 2.5" range)	•	\$79
	<b>CL</b>	CAL TB133		\$90
<b>FREIGHT OPTIONS</b>	<b>KD</b>	Knocked Down		-
	<b>BW</b>	Blanket Wrapped - Fully Assembled (25 unit minimum)		\$50
	<b>FA</b>	Fully Assembled in Carton (25 unit minimum)		\$70
<b>FREIGHT REQUIREMENTS</b>	<b>AS</b>	Allseating Standard		-
	<b>FQ</b>	Special Freight Instructions (Call for Quote)		VAR
	<b>GD</b>	Guaranteed Delivery Date and Time (Call for Quote)		VAR

## TO ORDER SIMPLY FILL IN THE BLANKS

77	4	40						
<b>SERIES</b>	<b>BACK STYLE</b>	<b>CONTROL</b>	<b>ARM</b>	<b>BACK MESH</b>	<b>OPTIONS</b> For additional options separate with (-) hyphen.	<b>FREIGHT OPTION</b>	<b>FREIGHT REQUIREMENTS</b>	<b>FABRIC CODE</b> Please refer to allseating.com for fabric codes.

INFO  
ASTUTE  
AYLES  
CHIROFORM  
DOVE  
ENTAIL  
EXCHANGE  
FLUID  
FOSTER  
HALSA  
INERTIA  
JIF  
L1  
LEVO  
M.O.  
MULTI  
PILLOWS  
PRESTO  
RAINBOW  
RAY  
REQUISITE  
THERAPOD  
TUCK  
YOU  
ZIP



# INERTIA® MESH STOOL

DESIGN | ALLSEATING  
GSA SIN | 33721

**BASE PRICE | \$570**  
77019-NA

Grade 1/COM	Grade 2	Grade 3	Grade 4/COL	Grade 5	Grade 6	Grade 7	Grade 8	Leather 1	Leather 2	Leather 3
\$570	\$591	\$605	\$623	\$638	\$666	\$698	\$733	\$810	\$844	\$947

## FEATURES

- 8" cylinder
- Composite base
- Molded seat foam
- For arm features and travel specifications, see page 16
- Adjustable Foot ring
- Carpet casters

## DIMENSIONS

- Overall [Basic Stool]: 38"- 45.5"H | 28"W | 28"D
- Seat [Basic Stool]: 20.25"- 27.75"H | 20"W | 19.5"D
- Overall [10" Stool]: 38.5"-48.5"H | 27"W | 27"D
- Seat [10" Stool]: 20.75"-30.75"H | 20"W | 19.5"D
- Back: 19"H | 19"W
- COM Full: 1.75 yd.

## NOTES

- Ships knocked down
- For BW and FA freight options, minimum quantities apply
- This product meets the requirements set forth in ANSI/ BIFMA X5.1-2011 and is warranted for users up to 350 lbs.
- Dimensions are dependant on options selected. Product can be configured to comply with BIFMA G1-2002 guidelines.
- \*P | Pressure Braking Casters - casters allow the chair to roll only when someone is sitting in the chair.
- \*\*RP | Reverse Braking Casters - casters allow the chair to roll only when someone is not in the chair.
- For mesh model code see page 22

SERIES	77	Inertia Mesh Back	QS	\$
<b>BACK STYLE</b>	<b>0</b>	Midback	•	-
<b>CONTROL</b>	<b>19</b>	Basic Stool [B2]	•	-
<b>ARM</b>	<b>NA</b>	No Arm	•	-
	<b>T2</b>	Task 2 Arm [Available with AWK or AWL]	•	\$105
	<b>4D</b>	4 Dimensional Arm [Available with AWK or AWL]	•	\$125
	<b>MF</b>	Multi-Functional Arm [Width Adjustment Incl.] see pg 1	•	\$150
<b>BACK MESH</b> (see page 22 for mesh model code)	<b>M1</b>	M1 Mesh		\$40
	<b>M2</b>	M2 Mesh		\$120
	<b>M3</b>	M3 Mesh		\$120
	<b>M4</b>	M4 Mesh		\$120
	<b>M5</b>	M5 Mesh		\$40
	<b>M7</b>	M7 Mesh	•	\$0
	<b>M8</b>	M8 Mesh		\$40
<b>OPTIONS</b>	<b>AWK</b>	Adjustable Width Bracket [Knob]	•	\$29
	<b>AWL</b>	Adjustment Width Bracket [Lever]	•	\$39
	<b>H</b>	Hard Surface Casters	•	\$28
	<b>P</b>	Pressure Braking Casters*	•	\$57
	<b>RP</b>	Reverse Pressure Braking Casters**	•	\$107
	<b>G</b>	Glides***	•	\$28
	<b>SS</b>	Seat Slider Seat Slider (Standard 2.5" range) (8" Cylinder Only)	•	\$79
	<b>10</b>	10" Stool Package	•	\$34
	<b>IES</b>	Inertia Ergonomic Small Seat (16"D   19"W)		-
	<b>CL</b>	CAL TB133		\$90
<b>FREIGHT OPTIONS</b>	<b>KD</b>	Knocked Down		-
	<b>BW</b>	Blanket Wrapped - Fully Assembled (25 unit minimum)		\$50
	<b>FA</b>	Fully Assembled in Carton [25 unit minimum]		\$70
<b>FREIGHT REQUIREMENTS</b>	<b>AS</b>	Allseating Standard		-
	<b>FQ</b>	Special Freight Instructions [Call for Quote]		VAR
	<b>GD</b>	Guaranteed Delivery Date and Time [Call for Quote]		VAR

## TO ORDER SIMPLY FILL IN THE BLANKS

77	0	19						
<b>SERIES</b>	<b>BACK STYLE</b>	<b>CONTROL</b>	<b>ARM</b>	<b>BACK MESH</b>	<b>OPTIONS</b> For additional options separate with (-) hyphen.	<b>FREIGHT OPTION</b>	<b>FREIGHT REQUIREMENTS</b>	<b>FABRIC CODE</b> Please refer to allseating.com for fabric codes.



# INERTIA<sup>®</sup> MESH GUEST

DESIGN | ALLSEATING  
GSA SIN | 33721

**BASE PRICE | \$300**  
77054-NA

Grade 1/COM	Grade 2	Grade 3	Grade 4/COL	Grade 5	Grade 6	Grade 7	Grade 8	Leather 1	Leather 2	Leather 3
\$300	\$321	\$335	\$353	\$368	\$396	\$428	\$463	\$540	\$574	\$677

## FEATURES

- Mesh back
- Upholstered seat
- Wall-saving designed frame
- Black non-marring glides
- Stacks 10 on a dolly
- Stacks 5 on the floor
- Stacks 2 high with casters

## DIMENSIONS

- Side Overall NA: 32"H | 18"W | 24"D
- Side Overall WA: 32"H | 24"W | 24"D
- Seat: 17.5"H | 18"W | 18.5"D
- Back: 14.5"H | 18"W
- COM Full: 0.75 yd.
- +Plus Overall NA: 32"H | 20"W | 24"D
- +Plus Overall WA: 32"H | 26"W | 24"D
- Seat: 17.5"H | 19"W | 18.5"D
- Back: 14.5"H | 20"W
- COM Full: 0.75 yd.
- Dolly-10: 48"H | 22"W | 32"D
- Dolly-10 Fully Loaded: 66"H | 24"W | 36"D

## NOTES

- Ships fully assembled.
- For BW freight option, minimum quantities apply
- For orders of less than 2, a cartoning surcharge of \$22 net will be incurred per order.
- Inertia Dolly-10 not available for +Plus Side.
- This product meets the requirements set forth in ANSI/BIFMA X5.1-2011 and is warranted for users up to 350 lbs.
- For mesh model code see page 22.

SERIES	77	Inertia Mesh Back	QS	\$
BACK STYLE	0	Midback	•	-
	4	+Plus	•	\$28
LEG	54	4 Leg	•	-
ARM	NA	No Arm	•	-
	WA	Inertia Guest Arm	•	\$42
FRAME FINISH	SIL	Silver	•	-
	BK	Black	•	-
	GM	Metallic Gunmetal	•	-
BACK MESH (see page 22 for mesh model code)	M1	M1 Mesh		\$20
	M2	M2 Mesh		\$60
	M3	M3 Mesh		\$60
	M4	M4 Mesh		\$60
	M5	M5 Mesh		\$20
	M7	M7 Mesh	•	\$0
	M8	M8 Mesh	•	\$20
	OPTIONS	CA	Carpet Casters	•
TC		Tile Casters	•	\$53
GBWA		Ganging Brackets with Arms	•	\$35
GBNA		Ganging Brackets No Arms	•	\$30
CL		CAL TB133	•	\$90
FREIGHT OPTIONS	FA	Fully Assembled		-
	BW	Blanket Wrapped - Fully Assembled (25 unit minimum)		\$20
FREIGHT REQUIREMENTS	AS	Allseating Standard		-
	FQ	Special Freight Instructions (Call for Quote)		VAR
	GD	Guaranteed Delivery Date and Time (Call for Quote)		VAR

	<b>Inertia Dolly -10</b>	(N/A for +Plus) Please ensure Dolly has separate model/line item with quantities specified		\$340
--	--------------------------	--	--	-------

## TO ORDER SIMPLY FILL IN THE BLANKS

77	-		-	54	-		-		-		-		-		-	
<b>SERIES</b>		<b>BACK STYLE</b>		<b>LEG</b>		<b>ARM</b>		<b>FRAME FINISH</b>		<b>BACK MESH</b>		<b>OPTIONS</b> For additional options separate with (-) hyphen.		<b>FREIGHT REQUIREMENTS</b>		<b>FABRIC CODE</b> Please refer to allseating.com for fabric codes.

INFO  
ASTUTE  
AYLES  
CHIROPFORM  
DONE  
ENTAIL  
EXCHANGE  
FLUID  
FOSTER  
HALSA  
INERTIA  
JIF  
LI  
LEVO  
M.O.  
MULTI  
PILLOWS  
PRESTO  
RAINBOW  
RAY  
REQUISITE  
THERAPOD  
TUCK  
YOU  
ZIP



# INERTIA<sup>®</sup> MESH BAR STOOL

DESIGN | ALLSEATING  
GSA SIN | 33721

**BASE PRICE | \$408**  
77056-NA

Grade 1/COM	Grade 2	Grade 3	Grade 4/COL	Grade 5	Grade 6	Grade 7	Grade 8	Leather 1	Leather 2	Leather 3
\$408	\$429	\$443	\$461	\$476	\$504	\$536	\$571	\$648	\$682	\$785

## FEATURES

- Mesh back
- Upholstered seat
- Wall-saving designed frame
- Black non-marring glides

## DIMENSIONS

- Overall NA: 43.5"H | 21"W | 25"D
- Overall WA: 43.5"H | 24"W | 25"D
- Seat: 29"H | 17"W | 18.5"D
- Back: 14.5"H | 18"W
- COM Full: 0.75 yd.

SERIES	77	Inertia Mesh Back	QS	\$
<b>BACK STYLE</b>	<b>0</b>	Midback		-
<b>LEG</b>	<b>56</b>	Bar Stool		-
<b>ARM</b>	<b>NA</b>	No Arm		-
	<b>WA</b>	Inertia Barstool Arm		\$42
<b>FRAME FINISH</b>	<b>SIL</b>	Silver		-
	<b>BK</b>	Black		-
	<b>GM</b>	Metallic Gunmetal		-
<b>BACK MESH</b> (see page 22 for mesh model code)	<b>M1</b>	M1 Mesh		\$20
	<b>M2</b>	M2 Mesh		\$60
	<b>M3</b>	M3 Mesh		\$60
	<b>M4</b>	M4 Mesh		\$60
	<b>M5</b>	M5 Mesh		\$20
	<b>M7</b>	M7 Mesh		\$0
	<b>M8</b>	M8 Mesh		\$20
<b>OPTIONS</b>	<b>CL</b>	CAL TB133		\$90
<b>FREIGHT OPTIONS</b>	<b>FA</b>	Fully Assembled		-
	<b>BW</b>	Blanket Wrapped - Fully Assembled [25 unit minimum]		\$20
<b>FREIGHT REQUIREMENTS</b>	<b>AS</b>	Allseating Standard		-
	<b>FQ</b>	Special Freight Instructions [Call for Quote]		VAR
	<b>GD</b>	Guaranteed Delivery Date and Time [Call for Quote]		VAR

## NOTES

- Ships fully assembled, 1 per box.
- For BW freight option, minimum quantities apply
- This product meets the requirements set forth in ANSI/BIFMA X5.1-2011 and is warranted for users up to 350 lbs.
- Dimensions are dependant on options selected. Product can be configured to comply with BIFMA G1-2002 Guidelines.
- For mesh model code see page 22.

## TO ORDER SIMPLY FILL IN THE BLANKS

77	-	0	-	56	-		-		-		-		-		
<b>SERIES</b>		<b>BACK STYLE</b>		<b>LEG</b>		<b>ARM</b>		<b>FRAME FINISH</b>		<b>BACK MESH</b>		<b>OPTIONS</b> For additional options separate with (-) hyphen.		<b>FREIGHT REQUIREMENTS</b>	<b>FABRIC CODE</b> Please refer to allseating.com for fabric codes.



# INERTIA<sup>®</sup> UPHOLSTERED MIDBACK

DESIGN | ALLSEATING  
GSA SIN | 33721

**BASE PRICE | \$572**  
79089-NA

Grade 1/COM	Grade 2	Grade 3	Grade 4/COL	Grade 5	Grade 6	Grade 7	Grade 8	Leather 1	Leather 2	Leather 3
\$572	\$621	\$653	\$695	\$731	\$796	\$870	\$952	\$1,131	\$1,211	\$1,451

## FEATURES

- 4.25" cylinder
- Black nylon base
- Molded seat foam with stitched upholstery detail
- For arm features and travel specifications, see page 16
- Carpet casters
- 24|7 Warranty on Synchro Tilt (40) mechanism, options included are T2 arms and Seat Slider. For more details see page 161

## DIMENSIONS

- Overall [Synchro Tilt]: 35.5"- 39.75"H | 28.5"W | 28.5"D
- Overall [Deluxe Tilt J-Bar]: 37"-41.25"H | 28.5" W | 28.5"D
- Overall [Basic Synchro Tilt]: 36"-40.5"H | 28.5"W | 28.5"D
- Seat [Synchro Tilt]: 16.75"-21"H | 20"W | 19.5"D
- Seat [Deluxe Tilt J-Bar]: 17"- 21.25"H | 20"W | 19.5"D
- Seat [Basic Synchro Tilt]: 17"-21.5"H | 20"W | 19.5"D
- Back: 21"H | 19"W
- COM Full: 1.75 yd.

## NOTES

- Ships knocked down.
- For BW and FA freight options, minimum quantities apply
- All other features are dependant on the control specified. Please refer to Control Choice on page 8 for full description of available features.
- This product meets the requirements set forth in ANSI/BIFMA X5.1-2011 and is warranted for users up to 350 lbs.
- Dimensions are dependant on options selected. Product can be configured to comply with BIFMA G1-2002 guidelines.
- Smoke Finish | L2, T2 and 4D arms are the only arms available in Smoke and will match base when selected
- \*P | Pressure Braking Casters - casters allow the chair to roll only when someone is sitting in the chair.
- \*\*RP | Reverse Braking Casters - casters allow the chair to roll only when someone is not in the chair.
- \*\*\*Composite base and casters will be substituted if LS is selected.

SERIES	79	Inertia Upholstered	QS	\$
<b>BACK STYLE</b>	<b>0</b>	Midback	•	-
<b>CONTROL</b>	<b>89</b>	Basic Synchro Tilt (BT-4)	•	-
	<b>40</b>	Synchro Tilt (ST)	•	\$74
	<b>80</b>	Deluxe Tilt J-Bar (DJ)	•	\$160
<b>ARM</b>	<b>NA</b>	No Arm	•	-
	<b>CA</b>	Conference Arm (Not Available with Deluxe Tilt J-Bar)	•	\$45
	<b>L2</b>	Dual Function Arm	•	\$89
	<b>T2</b>	Task 2 Arm (Available with AWK or AWL)	•	\$105
	<b>4D</b>	4 Dimensional Arm (Available with AWK or AWL)	•	\$125
	<b>MF</b>	Multi-functional Arm (width adjustment incl.) See Page 16	•	\$150
	<b>SW</b>	Swivel Arm	•	\$150
	<b>TW</b>	Twister Arm	•	\$174
	<b>T7</b>	Ergonomic Task Arm	•	\$280
<b>FRAME FINISH</b>	<b>BKN</b>	Black Nylon	•	-
	<b>SKN</b>	Smoke Nylon (Available arms L2, T2, 4D)	•	\$45
<b>OPTIONS</b>	<b>SC</b>	Sit to Counter (Black frame and Synchro Tilt only)	•	\$130
	<b>AWK</b>	Adjustable Width Bracket (Knob)	•	\$29
	<b>AWL</b>	Adjustment Width Bracket (Lever)	•	\$39
	<b>LH</b>	65mm (2.5") Hard Surface Casters	•	\$30
	<b>P</b>	Pressure Braking Casters*	•	\$57
	<b>RP</b>	Reverse Pressure Braking Casters**	•	\$107
	<b>G</b>	Glides*** (N/A with HAB)	•	\$28
	<b>HAB</b>	High Profile Aluminum Base w/65mm Casters (Black frame only)	•	\$60
	<b>SS</b>	Seat Slider (Standard 2.5" range) (not available with SC option)	•	\$79
	<b>BHA</b>	Back Height Adjustment with (BT-4) Control		N/A
	<b>BHA</b>	Back Height Adjustment with (DJ) Control		-
	<b>BHA</b>	Back Height Adjustment with (ST) Control	•	\$86
	<b>IES</b>	Inertia Ergonomic Small Seat (16"D   19"W)	•	-
	<b>LS</b>	Low Seat Height with 5" Travel*** (Black frame only, N/A with HAB)	•	\$50
	<b>HS</b>	High Cylinder 5.5"****	•	-
	<b>CL</b>	CAL TB133		\$90
<b>FREIGHT OPTIONS</b>	<b>KD</b>	Knocked Down	•	-
	<b>BW</b>	Blanket Wrapped - Fully Assembled [25 unit minimum]		\$50
	<b>FA</b>	Fully Assembled in Carton [25 unit minimum]		\$70
<b>FREIGHT REQUIREMENTS</b>	<b>AS</b>	Allseating Standard		-
	<b>FQ</b>	Special Freight Instructions (Call for Quote)		VAR
	<b>GD</b>	Guaranteed Delivery Date and Time (Call for Quote)		VAR

## TO ORDER SIMPLY FILL IN THE BLANKS

79	0						
<b>SERIES</b>	<b>BACK STYLE</b>	<b>CONTROL</b>	<b>ARM</b>	<b>OPTIONS</b> For additional options separate with (-) hyphen.	<b>FREIGHT OPTION</b>	<b>FREIGHT REQUIREMENTS</b>	<b>FABRIC CODE</b> Please refer to allseating.com for fabric codes.

INFO  
ASTUTE  
AYLES  
CHIROFORM  
DOVE  
ENTAIL  
EXCHANGE  
FLUID  
FOSTER  
HALSA  
INERTIA  
JIF  
L1  
LEVO  
M.O.  
MULTI  
PILLOWS  
PRESTO  
RAINBOW  
RAY  
REQUISITE  
THERAPOD  
TUCK  
YOU  
ZIP



# INERTIA® UPHOLSTERED HIGHBACK

DESIGN | ALLSEATING  
GSA SIN | 33721

**BASE PRICE | \$650**  
79189-NA

Grade 1/COM	Grade 2	Grade 3	Grade 4/COL	Grade 5	Grade 6	Grade 7	Grade 8	Leather 1	Leather 2	Leather 3
\$650	\$706	\$742	\$790	\$832	\$906	\$990	\$1,084	\$1,289	\$1,380	\$1,654

**FEATURES**

- 4.25" cylinder
- Black nylon base
- Molded seat foam with upholstered stitch detail
- For arm features and travel specifications, see page 16
- Carpet casters
- 24|7 Warranty on Synchro Tilt (40) mechanism, options included are T2 arms and Seat Slider. For more details see page 161

**DIMENSIONS**

- Overall [Synchro Tilt]: 38.75"-43"H | 28.5"W | 28.5"D
- Overall [Deluxe Tilt J-Bar]: 40.75"-45"H | 28.5" W | 28.5"D
- Overall [Basic Synchro Tilt]: 39.25"-43.5"H | 28.5"W | 28.5"D
- Seat [Synchro Tilt]: 16.75"-21"H | 20"W | 19.5"D
- Seat [Deluxe Tilt J-Bar]: 17"-21.25"H | 20"W | 19.5"D
- Seat [Basic Synchro Tilt]: 17"-21.5"H | 20"W | 19.5"D
- Back: 21"H | 19"W
- COM Full: 2 yd.

**NOTES**

- Ships knocked down.
- For BW and FA Freight Options, minimum quantities apply, please check with Sales Support for details.
- All other features are dependant on the control specified. Please refer to Control Choice on page 8 for full description of available features.
- This product meets the requirements set forth in ANSI/BIFMA X5.1-2011 and is warranted for users up to 350 lbs.
- Dimensions are dependant on options selected. Product can be configured to comply with BIFMA G1-2002 guidelines.
- Smoke Finish | L2, T2 and 4D arms are the only arms available in Smoke and will match base when selected
- If requiring a 3" seat slider, please specify with code SE rather than SS
- \*P | Pressure Braking Casters - casters allow the chair to roll only when someone is sitting in the chair.
- \*\*RP | Reverse Braking Casters - casters allow the chair to roll only when someone is not in the chair.
- \*\*\*Composite base and casters will be substituted if LS is selected.

SERIES	79	Inertia Upholstered	QS	\$
<b>BACK STYLE</b>	<b>1</b>	Highback	•	-
<b>CONTROL</b>	<b>89</b>	Basic Synchro Tilt (BT-4)	•	-
	<b>40</b>	Synchro Tilt (ST)	•	\$74
	<b>80</b>	Deluxe Tilt J-Bar (DJ)	•	\$160
	<b>NA</b>	No Arm	•	-
<b>ARM</b>	<b>CA</b>	Conference Arm (Not Available with Deluxe Tilt J-Bar)	•	\$45
	<b>L2</b>	Dual Function Arm	•	\$89
	<b>T2</b>	Task 2 Arm (Available with AWK or AWL)	•	\$105
	<b>4D</b>	4 Dimensional Arm (Available with AWK or AWL)	•	\$125
	<b>MF</b>	Multi-functional Arm (width adjustment incl.) See page 16	•	\$150
	<b>SW</b>	Swivel Arm	•	\$150
	<b>TW</b>	Twister Arm	•	\$174
	<b>T7</b>	Ergonomic Task Arm	•	\$280
<b>FRAME FINISH</b>	<b>BKN</b>	Black Nylon	•	-
	<b>SKN</b>	Smoke Nylon (Available arms L2, T2, 4D)	•	\$45
<b>OPTIONS</b>	<b>SC</b>	Sit to Counter (Black frame and Synchro Tilt only)	•	\$130
	<b>AWK</b>	Adjustable Width Bracket (Knob)	•	\$29
	<b>AWL</b>	Adjustment Width Bracket (Lever)	•	\$39
	<b>LH</b>	65mm (2.5") Hard Surface Casters	•	\$30
	<b>P</b>	Pressure Braking Casters*	•	\$57
	<b>RP</b>	Reverse Pressure Braking Casters**	•	\$107
	<b>G</b>	Glides*** (N/A with HAB)	•	\$28
	<b>HAB</b>	High Profile Aluminum Base w/65mm Casters (Black frame only)	•	\$60
	<b>SS</b>	Seat Slider (Standard 2.5" range) (not available with SC option)	•	\$79
	<b>BHA</b>	Back Height Adjustment with (BT-4) Control		N/A
	<b>BHA</b>	Back Height Adjustment with (DJ) Control		-
	<b>BHA</b>	Back Height Adjustment with (ST) Control		\$86
	<b>IES</b>	Inertia Ergonomic Small Seat (16"D   19"W)		-
<b>LS</b>	Low Seat Height with 5" Travel*** (Black frame only, N/A with HAB)		\$50	
<b>HS</b>	High Cylinder 5.5"***		-	
<b>CL</b>	CAL TB133		\$90	
<b>FREIGHT OPTIONS</b>	<b>KD</b>	Knocked Down		-
	<b>BW</b>	Blanket Wrapped - Fully Assembled [25 unit minimum]		\$50
	<b>FA</b>	Fully Assembled in Carton [25 unit minimum]		\$70
<b>FREIGHT REQUIREMENTS</b>	<b>AS</b>	Allseating Standard		-
	<b>FQ</b>	Special Freight Instructions (Call for Quote)		VAR
	<b>GD</b>	Guaranteed Delivery Date and Time (Call for Quote)		VAR

**TO ORDER SIMPLY FILL IN THE BLANKS**

79 - 
 1 - 
   - 
   - 
   - 
   - 
   - 
  

**SERIES**      **BACK STYLE**      **CONTROL**      **ARM**      **OPTIONS**      **FREIGHT OPTION**      **FREIGHT REQUIREMENTS**      **FABRIC CODE**  
For additional options separate with (-) hyphen.      Please refer to allseating.com for fabric codes.

INFO  
ASTUTE  
AYLES  
CHIROFORM  
DOVE  
ENTAIL  
EXCHANGE  
FLUID  
FOSTER  
HALSA  
INERTIA  
JIF  
L1  
LEVO  
M.O.  
MULTI  
PILLOWS  
PRESTO  
RAINBOW  
RAY  
REQUISITE  
THERAPOD  
TUCK  
YOU  
ZIP



# INERTIA<sup>®</sup> UPHOLSTERED +PLUS

DESIGN | ALLSEATING  
GSA SIN | 33721

**BASE PRICE | \$770**  
79440-NA

Grade 1/COM	Grade 2	Grade 3	Grade 4/COL	Grade 5	Grade 6	Grade 7	Grade 8	Leather 1	Leather 2	Leather 3
\$770	\$826	\$862	\$910	\$952	\$1,026	\$1,110	\$1,204	\$1,409	\$1,500	\$1,774

## FEATURES

- 4.25" cylinder
- Black nylon base
- Molded seat foam with stitched upholstery detail
- For arm features and travel specifications, see page 16
- Carpet casters

## DIMENSIONS

- Overall [Synchro Tilt]: 42.5"- 46.75"H | 28.5"W | 28.5"D
- Seat: 18"- 22.25"H | 22"W | 20.5"D
- Back: 24"H | 22.5"W
- COM Full: 2 yd.

## NOTES

- Ships knocked down.
- For BW and FA Freight Options, minimum quantities apply, please check with Sales Support for details.
- All other features are dependant on the control specified. Please refer to Control Choice on page 8 for full description of available features.
- This product meets the requirements set forth in ANSI/ BIFMA X5.1-2011 and is warranted for users up to 350 lbs.
- Dimensions are dependant on options selected. Product can be configured to comply with BIFMA G1-2002 guidelines.
- \*P | Pressure Braking Casters - casters allow the chair to roll only when someone is sitting in the chair.
- \*\*RP | Reverse Braking Casters - casters allow the chair to roll only when someone is not in the chair.
- \*\*\*Composite base will be substituted if these options are selected.

SERIES	79	Inertia Upholstered	QS	\$
BACK STYLE	4	+Plus	•	-
CONTROL	40	Synchro Tilt (ST)	•	-
ARM	NA	No Arm	•	-
	CA	Conference Arm	•	\$45
	T2	Task 2 Arm (Available with AWK or AWL)	•	\$105
	4D	4 Dimensional Arm (Available with AWK or AWL)	•	\$125
	MF	Multi-functional Arm (width adjustment incl.) See page 16	•	\$150
	TW	Twister Arm	•	\$174
	T7	Ergonomic Task Arm	•	\$280
OPTIONS	AWK	Adjustable Width Bracket (Knob)	•	\$22
	AWL	Adjustment Width Bracket (Lever)	•	\$39
	SS	Seat Slider (Standard 2.5" range) (not available with SC option)	•	\$79
	LH	65mm (2.5") Hard Surface Casters	•	\$30
	P	Pressure Braking Casters*	•	\$57
	RP	Reverse Pressure Braking Casters**	•	\$107
	G	Glides*** (N/A with HAB)	•	\$28
	HAB	High Profile Aluminum Base w/65mm Casters (Black frame only)	•	\$60
	CL	CAL TB133		\$90
FREIGHT OPTIONS	KD	Knocked Down		-
	BW	Blanket Wrapped - Fully Assembled [25 unit minimum]		\$50
	FA	Fully Assembled in Carton [25 unit minimum]		\$70
FREIGHT REQUIREMENTS	AS	Allseating Standard		-
	FQ	Special Freight Instructions (Call for Quote)		VAR
	GD	Guaranteed Delivery Date and Time (Call for Quote)		VAR

## TO ORDER SIMPLY FILL IN THE BLANKS

79	4	40					
SERIES	BACK STYLE	CONTROL	ARM	OPTIONS For additional options separate with (-) hyphen.	FREIGHT OPTION	FREIGHT REQUIREMENTS	FABRIC CODE Please refer to allseating.com for fabric codes.

INFO  
ASTUTE  
AYLES  
CHIROFORM  
DOVE  
ENTAIL  
EXCHANGE  
FLUID  
FOSTER  
HALSA  
INERTIA  
JIF  
L1  
LEVO  
M.O.  
MULTI  
PILLOWS  
PRESTO  
RAINBOW  
RAY  
REQUISITE  
THERAPOD  
TUCK  
YOU  
ZIP



# INERTIA<sup>®</sup> UPHOLSTERED STOOL

DESIGN | ALLSEATING  
GSA SIN | 33721

**BASE PRICE | \$705**  
79019-NA

Grade 1/COM	Grade 2	Grade 3	Grade 4/COL	Grade 5	Grade 6	Grade 7	Grade 8	Leather 1	Leather 2	Leather 3
\$705	\$754	\$786	\$828	\$864	\$929	\$1,003	\$1,085	\$1,264	\$1,344	\$1,584

## FEATURES

- 8" cylinder
- Composite base
- Molded seat foam with stitched upholstery detail
- For arm features and travel specifications, see page 16
- Adjustable foot ring
- Carpet casters

## DIMENSIONS

- Overall [Basic Stool]: 38"- 45.5"H | 28"W | 28"D
- Seat [Basic Stool]: 20.25"- 27.75"H | 20"W | 19.5"D
- Overall [10" Stool]: 38.5"-48.5"H | 27"W | 27"D
- Seat [10" Stool]: 20.75"-30.75"H | 20"W | 19.5"D
- Back: 19"H | 19"W
- COM Full: 1.75 yd.

SERIES	79	Inertia Upholstered	QS	\$
<b>BACK STYLE</b>	<b>0</b>	Midback	•	-
<b>CONTROL</b>	<b>19</b>	Basic Stool [B2]	•	-
<b>ARM</b>	<b>NA</b>	No Arm	•	-
	<b>T2</b>	Task 2 Arm [Available with AWK or AWL]	•	\$105
	<b>4D</b>	4 Dimensional Arm [Available with AWK or AWL]	•	\$125
	<b>MF</b>	Multi-Functional Arm [Width Adjustment Incl.] see pg 16	•	\$150
<b>OPTIONS</b>	<b>AWK</b>	Adjustable Width Bracket [Knob]	•	\$22
	<b>AWL</b>	Adjustment Width Bracket [Lever]	•	\$39
	<b>H</b>	Hard Surface Casters	•	\$28
	<b>P</b>	Pressure Braking Casters*	•	\$57
	<b>RP</b>	Reverse Pressure Braking Casters**	•	\$107
	<b>G</b>	Glides	•	\$28
	<b>SS</b>	Seat Slider [Available on 8" Cylinder Only]	•	\$79
	<b>10</b>	10" Stool Package	•	\$34
	<b>IES</b>	Inertia Ergonomic Small Seat [16"D   19"W]		-
	<b>CL</b>	CAL TB133		\$90
<b>FREIGHT OPTIONS</b>	<b>KD</b>	Knocked Down		-
	<b>BW</b>	Blanket Wrapped - Fully Assembled [25 unit minimum]		\$50
	<b>FA</b>	Fully Assembled in Carton [25 unit minimum]		\$70
<b>FREIGHT REQUIREMENTS</b>	<b>AS</b>	Allseating Standard		-
	<b>FQ</b>	Special Freight Instructions (Call for Quote)		60
	<b>GD</b>	Guaranteed Delivery Date and Time (Call for Quote)		VAR

## NOTES

- Ships knocked down.
- For BW and FA Freight Options, minimum quantities apply, please check with Sales Support for details.
- This product meets the requirements set forth in ANSI/BIFMA X5.1-2011 and is warranted for users up to 350 lbs.
- Dimensions are dependant on options selected. Product can be configured to comply with BIFMA G1-2002 guidelines.
- \*P | Pressure Braking Casters - casters allow the chair to roll only when someone is sitting in the chair.
- \*\*RP | Reverse Braking Casters - casters allow the chair to roll only when someone is not in the chair.

## TO ORDER SIMPLY FILL IN THE BLANKS

79	-	0	-	19	-		-		-		-		-	
<b>SERIES</b>		<b>BACK STYLE</b>		<b>CONTROL</b>		<b>ARM</b>		<b>OPTIONS</b>		<b>FREIGHT OPTION</b>		<b>FREIGHT REQUIREMENTS</b>		<b>FABRIC CODE</b>
								For additional options separate with (-) hyphen.						Please refer to allseating.com for fabric codes.

INFO  
ASTUTE  
AYLES  
CHIROPFORM  
DOVE  
ENTAIL  
EXCHANGE  
FLUID  
FOSTER  
HALSA  
INERTIA  
JIF  
LI  
LEVO  
M.O.  
MULTI  
PILLOWS  
PRESTO  
RAINBOW  
RAY  
REQUISITE  
THERAPOD  
TUCK  
YOU  
ZIP





# INERTIA® UPHOLSTERED GUEST

DESIGN | ALLSEATING  
GSA SIN | 33721

**BASE PRICE | \$395**  
79054-NA

CODE	Grade 1/ COM	Grade 2	Grade 3	Grade 4/ COL	Grade 5	Grade 6	Grade 7	Grade 8	Leather 1	Leather 2	Leather 3
79054	\$395	\$437	\$464	\$500	\$532	\$587	\$650	\$721	\$874	\$943	\$1,148
79454	\$427	\$476	\$508	\$550	\$586	\$651	\$725	\$807	\$986	\$1,066	\$1,306

## FEATURES

- Upholstered seat
- Wall-saving designed frame
- Black non-marring glides
- Stacks 10 on a dolly
- Stacks 5 on the floor
- Stacks 2 high with casters

## DIMENSIONS

- Side Overall NA: 32"H | 18"W | 24"D
- Side Overall WA: 32"H | 24"W | 24"D
- Seat: 17.5"H | 18"W | 18.5"D
- Back: 14.5"H | 18"W
- COM Full: 1.5 yd.
- +Plus Overall NA: 32"H | 20"W | 24"D
- +Plus Overall WA: 32"H | 26"W | 24"D
- +Plus C38Seat: 17.5"H | 19"W | 18.5"D
- +Plus Back: 14.5"H | 20"W
- +Plus COM Full: 1.75 yd.
- Dolly-10: 48"H | 22"W | 32"D
- Dolly-10 Fully Loaded: 66"H | 24"W | 36"D

SERIES	79	Inertia Upholstered	QS	\$
BACK STYLE	0	Midback	•	VAR
	4	+Plus	•	VAR
LEG	54	4 Leg	•	-
ARM	NA	No Arm	•	-
	WA	Inertia Guest Arm	•	\$42
FRAME FINISH	SIL	Silver	•	-
	BK	Black	•	-
	GM	Metallic Gunmetal	•	-
OPTIONS	CA	Carpet Casters	•	\$45
	TC	Tile Casters	•	\$53
	GBWA	Ganging Brackets with Arms	•	\$35
	GBNA	Ganging Brackets No Arms	•	\$30
	CL	CAL TB133	•	\$90
FREIGHT OPTIONS	BW	Blanket Wrapped - Fully Assembled [25 unit minimum]		-
	FA	Fully Assembled in Carton [25 unit minimum]		\$20
FREIGHT REQUIREMENTS	AS	Allseating Standard		-
	FQ	Special Freight Instructions (Call for Quote)		VAR
	GD	Guaranteed Delivery Date and Time (Call for Quote)		VAR

	<b>Inertia Dolly -10</b>	(N/A for +Plus) Please ensure Dolly has separate model/line item with quantities specified		\$340
--	--------------------------	---	--	-------

## NOTES

- For orders of less than 2, a cartoning surcharge of \$22 net will be incurred per order.
- Inertia Dolly-10 not available for +Plus Side.
- This product meets the requirements set forth in ANSI/BIFMA X5.1-2011 and is warranted for users up to 350 lbs.

## TO ORDER SIMPLY FILL IN THE BLANKS

79		54						
<b>SERIES</b>	<b>BACK STYLE</b>	<b>LEG</b>	<b>ARM</b>	<b>FRAME FINISH</b>	<b>OPTIONS</b> For additional options separate with (-) hyphen.	<b>FREIGHT OPTION</b>	<b>FREIGHT REQUIREMENTS</b>	<b>FABRIC CODE</b> Please refer to allseating.com for fabric codes.

INFO  
ASTUTE  
AYLES  
CHIROPFORM  
DOVE  
ENTAIL  
EXCHANGE  
FLUID  
FOSTER  
HALSA  
INERTIA  
JIF  
LI  
LEVO  
M.O.  
MULTI  
PILLOWS  
PRESTO  
RAINBOW  
RAY  
REQUISITE  
THERAPOD  
TUCK  
YOU  
ZIP



# INERTIA<sup>®</sup> UPHOLSTERED BAR STOOL

DESIGN | ALLSEATING  
GSA SIN | 33721

BASE PRICE   \$465										
79056-NA										
Grade 1/COM	Grade 2	Grade 3	Grade 4/COL	Grade 5	Grade 6	Grade 7	Grade 8	Leather 1	Leather 2	Leather 3
\$465	\$507	\$534	\$570	\$602	\$657	\$720	\$791	\$944	\$1,013	\$1,218

## FEATURES

- Upholstered seat and back
- Wall-saving designed frame
- Black non-marring glides

## DIMENSIONS

- Overall NA: 43.5"H | 21"W | 25"D
- Overall WA: 43.5"H | 24"W | 25"D
- Seat: 29"H | 17"W | 18.5"D
- Back: 14.5"H | 18"W
- COM Full: 1.5 yds.

SERIES	79	Inertia Upholstered	QS	\$
BACK STYLE	0	Midback		-
LEG	56	Bar Stool		-
ARM	NA	No Arm		-
	WA	Inertia Barstool Arm		\$42
FRAME FINISH	SIL	Silver		-
	BK	Black		-
	GM	Metallic Gunmetal		-
OPTIONS	CL	CAL TB133		\$90
FREIGHT OPTIONS	FA	Fully Assembled in Carton		-
	BW	Blanket Wrapped - Fully Assembled [25 unit minimum]		\$20
FREIGHT REQUIREMENTS	AS	Allseating Standard		-
	FQ	Special Freight Instructions (Call for Quote)		VAR
	GD	Guaranteed Delivery Date and Time (Call for Quote)		VAR

## NOTES

- Ships 1 per box.
- This product meets the requirements set forth in ANSI/BIFMA X5.1-2011 and is warranted for users up to 350 lbs.
- Dimensions are dependant on options selected. Product can be configured to comply with BIFMA G1-2002 Guidelines.

## TO ORDER SIMPLY FILL IN THE BLANKS

79	-	0	-	56	-		-		-		-		-	
<b>SERIES</b>		<b>BACK STYLE</b>		<b>LEG</b>		<b>ARM</b>		<b>FRAME FINISH</b>		<b>OPTIONS</b> For additional options separate with (-) hyphen.		<b>FREIGHT OPTION</b>		<b>FREIGHT REQUIREMENTS</b>
														<b>FABRIC CODE</b> Please refer to allseating.com for fabric codes.

# JIF® STOOL

DESIGN | AARON DUKE  
GSA SIN | 33721



**BASE PRICE | \$480**  
28060

Grade 1/COM	Grade 2	Grade 3	Grade 4/COL	Grade 5	Grade 6	Grade 7	Grade 8	Leather 1	Leather 2	Leather 3
\$480	\$544	\$586	\$641	\$689	\$774	\$871	\$979	\$1,215	\$1,320	\$1,635

## FEATURES

- Waterfall edge
- Optional contrast stitching
- Dual upholstery
- Handle featured in fabric specified for bottom
- Still or Sway base

SERIES	28	Jif	QS	\$
BACK STYLE	0	Standard	•	-
BASE	60	Still Base	•	VAR
	61	Sway Base	•	VAR
OPTIONS	CS	Contrast Stitching	•	-
FREIGHT OPTIONS	FA	Fully Assembled	•	-
	BW	Blanket Wrapped [25 Unit Minimum]	•	\$20
FREIGHT REQUIREMENTS	AS	Allseating Standard		-
	FQ	Special Freight Instructions (Call for Quote)		VAR
	GD	Guaranteed Delivery Date and Time (Call for Quote)		VAR

## DIMENSIONS

- Overall: 17"H | 19.5"W
- COM Full – 2.5 yards
- COM Top – 0.75 yards
- COM Bottom – 2 yards

## NOTES

- This product meets the requirements set forth in ANSI/BIFMA X5.1-2011 and is warranted for users up to 350 lbs.
- For Contrast Stitching on single upholstery, please provide details to order entry, otherwise Allseating will select at their discretion.

## TO ORDER SIMPLY FILL IN THE BLANKS

28	-	0	-		-		-		-		-			
<b>SERIES</b>		<b>BACK STYLE</b>		<b>BASE</b>		<b>OPTIONS</b> For additional options separate with (-) hyphen.		<b>FREIGHT OPTION</b>		<b>FABRIC CODE - TOP</b> Please refer to allseating.com for fabric codes.		<b>FREIGHT REQUIREMENTS</b>		<b>FABRIC CODE</b> Please refer to allseating.com for fabric codes.

INFO  
ASTUTE  
AYLES  
CHIROPFORM  
DOVE  
ENTAIL  
EXCHANGE  
FLUID  
FOSTER  
HALSA  
INERTIA  
JIF  
LI  
LEVO  
M.O.  
MULTI  
PILLOWS  
PRESTO  
RAINBOW  
RAY  
REQUISITE  
THERAPOD  
TUCK  
YOU  
ZIP



# L1<sup>®</sup> MIDBACK

DESIGN | ALLSEATING  
NOT ON GSA CONTRACT

BASE PRICE   \$485											
L1024-NA											
CODE	Grade 1/ COM	Grade 2	Grade 3	Grade 4/ COL	Grade 5	Grade 6	Grade 7	Grade 8	Leather 1	Leather 2	Leather 3
L1024	\$485	\$506	\$520	\$538	\$553	\$581	\$613	\$648	\$725	\$759	\$862
Headrest	\$75	\$82	\$87	\$93	\$98	\$107	\$118	\$129	\$155	\$166	\$201

## FEATURES

- 4.5" cylinder
- Birch frame and base features black mechanism and black carpet casters
- Molded seat foam
- Optional 2.5" seat slider
- Optional adjustable headrest [fabric matches seat]
- Optional adjustable lumbar
- Headrest and Lumbar cannot be field installed
- For arm details and travel specifications, see page 16

## DIMENSIONS

- Overall [Synchro Tilt]: 38.5" - 43" H | 27.5" W | 27.5" D
- Seat [Synchro Tilt]: 15.5" - 20" H | 20" W | 20" D
- Back: 22" H | 19.5" W
- COM Seat: 0.75 yd

SERIES	L1	L1	QS	\$
<b>BACK STYLE</b>	<b>0</b>	Midback		-
<b>CONTROL</b>	<b>24</b>	Synchro Tilt [ST]		-
<b>ARM</b>	<b>NA</b>	No Arm		-
	<b>WA</b>	With Arm		\$98
<b>ARM CAP</b>	<b>PB</b>	L1 Arm   Black Polyurethane Cap		-
	<b>PR</b>	L1 Arm   Birch Polyurethane Cap		\$15
<b>FRAME FINISH*</b>	<b>BRN</b>	Birch		-
	<b>BKN</b>	Black		-
<b>BACK MESH</b>	<b>10C</b>	M10 Mesh Charcoal		-
	<b>10N</b>	M10 Mesh Nickle		-
	<b>10F</b>	M10 Mesh Fog		-
	<b>10B</b>	M10 Mesh Black		-
<b>OPTIONS [BASE]</b>	<b>RB</b>	Birch Base		-
	<b>KB</b>	Black Base		-
	<b>AB</b>	Aluminum Base		\$60
<b>OPTIONS [OTHER]</b>	<b>AWL</b>	Adjustable Width Bracket   Lever		\$35
	<b>HR</b>	Headrest [cannot be installed in field, fabric matches seat fabric]		VAR
	<b>LU</b>	Adjustable Lumbar [cannot be installed in field]		-
	<b>SS</b>	Seat Slider [Standard 2.5" range] [not available with SC option]		\$50
	<b>LH</b>	65mm [2.5"] Hard Surface Casters		\$30
	<b>BC</b>	Birch 65mm [2.5"] Dual Surface Casters		\$30
	<b>SC</b>	Sit to Counter		\$130
	<b>HS</b>	High Cylinder 5.5" **		-
	<b>LS</b>	Low Seat Height 4.5" Cylinder		\$50
<b>FREIGHT OPTIONS</b>	<b>KD</b>	Knocked Down		-
	<b>BW</b>	Blanket Wrapped - Fully Assembled [NA with Birch Casters]		\$50
	<b>FA</b>	Fully Assembled in Carton		\$70
<b>FREIGHT REQUIREMENTS</b>	<b>AS</b>	Allseating Standard		-
	<b>FQ</b>	Special Freight Instructions [Call for Quote]		VAR
	<b>GD</b>	Guaranteed Delivery Date and Time [Call for Quote]		VAR

## NOTES

- Ships knocked down
- For BW and FA Freight Options minimum quantities apply, please check with Sales Support for details.
- This product meets the requirements set forth in ANSI/BIFMA X5.1-2011 and is warranted for users up to 350 lbs.

## TO ORDER SIMPLY FILL IN THE BLANKS

L1	-	0	-	24	-		-	BRN	-		-		-		-		-			
SERIES		BACK STYLE		CONTROL		ARM + ARM CAP		FRAME FINISH		BACK MESH		OPTION [BASE]		OPTION		FREIGHT OPTION		FREIGHT REQUIREMENTS		FABRIC CODE Please refer to allseating.com for fabric codes.



INFO  
ASTUTE  
AYLES  
CHIROPFORM  
DOVE  
ENTAIL  
EXCHANGE  
FLUID  
FOSTER  
HALSA  
INERTIA  
JIF  
L1  
LEVO  
M.O.  
MULTI  
PILLOWS  
PRESTO  
RAINBOW  
RAY  
REQUISITE  
THERAPOD  
TUCK  
YOU  
ZIP



# LEVO® MIDBACK

DESIGN | FIG 40  
GSA SIN | 33721

BASE PRICE   \$608										
47040-NA										
Grade 1/COM	Grade 2	Grade 3	Grade 4/COL	Grade 5	Grade 6	Grade 7	Grade 8	Leather 1	Leather 2	Leather 3
\$608	\$629	\$643	\$661	\$676	\$704	\$736	\$771	\$848	\$882	\$985

## FEATURES

- 4.5" cylinder.
- Black, Smoke or Birch frame and base
- Molded seat foam with stitched upholstery detail
- Y-shaped back and 3-point pivot system supports every move
- Proprietary hands-on back adjustment system, providing lumbar support at 5 intervals
- For arm details and travel specifications, see page 16
- Birch frame features black mechanism and black carpet casters

## DIMENSIONS

- Overall [Synchro Tilt]: 38.5" - 43" H | 27.5" W | 27.5" D
- Seat [Synchro Tilt]: 15.5" - 20" H | 20" W | 20" D
- Back: 22" H | 19.5" W
- COM Seat: 0.75 yd

## NOTES

- Ships knocked down
- For BW and FA Freight Options minimum quantities apply, please check with Sales Support for details.
- This product meets the requirements set forth in
- ANSI/BIFMA X5.1-2011 and is warranted for users up to 325 lbs.
- If requiring a 3" seat slider, one can be specified with the Synchro Tilt [ST 40] mechanism only, please specify with code SE rather than SS.
- \*Arms, base and casters will match frame finish selection.
- \*\*Base and casters will be substituted when HS option or Stool Package is selected.
- For mesh model code see page 22.

SERIES	47	Levo	QS	\$
<b>BACK STYLE</b>	<b>0</b>	Midback		-
<b>CONTROL</b>	<b>40</b>	Synchro Tilt [ST]		-
	<b>46</b>	Dynamic Synchro w/ Seat Slider (Self-Weighted)		\$80
	<b>89</b>	Basic Synchro Tilt [BST]		-\$74
<b>ARM</b>	<b>NA</b>	No Arm		-
	<b>L2</b>	Dual Function Arm		\$89
	<b>T2</b>	Task 2 Arm [Configured with L2 Arm Pad]		\$105
	<b>4D</b>	4 Dimensional Arm		\$125
	<b>T7</b>	Ergonomic Task Arm		\$280
<b>FRAME FINISH*</b>	<b>BKN</b>	Black		-
	<b>SKN</b>	Smoke [not available with L7 arm]		\$45
	<b>BRN</b>	Birch [not available with 4D arm]		\$45
<b>BACK MESH</b> [see page 22 for codes]	<b>M1</b>	M1 Mesh		-
	<b>M9</b>	M9 Mesh		\$60
<b>OPTIONS</b>	<b>SC</b>	Sit to Counter [Synchro Tilt only]		\$130
	<b>SS</b>	Seat Slider [Standard 2.5" range; not available with SC option]		\$79
	<b>LH</b>	65mm [2.5"] Hard Surface Casters [BKN or SKN only]		\$30
	<b>BC</b>	Birch 65mm [2.5"] Dual Surface Casters [Cannot be shipped BW]		\$30
	<b>AWK</b>	Adjustable Width Bracket   Knob [Available with T2 + 4D Arm Only]		\$29
	<b>AWL</b>	Adjustable Width Bracket   Lever [Available with T2 + 4D Arm Only]		\$39
	<b>HS</b>	High Cylinder 5.5"		-
	<b>AB</b>	Aluminum Base		\$60
<b>FREIGHT OPTIONS</b>	<b>KD</b>	Knocked Down		-
	<b>BW</b>	Blanket Wrapped - Fully Assembled [25 Units Minimum]		\$50
	<b>FA</b>	Fully Assembled in Carton [25 Unit Minimum]		\$70
<b>FREIGHT REQUIREMENTS</b>	<b>AS</b>	Allseating Standard		-
	<b>FQ</b>	Special Freight Instructions [Call for Quote]		VAR
	<b>GD</b>	Guaranteed Delivery Date and Time [Call for Quote]		VAR

## TO ORDER SIMPLY FILL IN THE BLANKS

47	-	0	-		-		-		-		-		-		-		-	
<b>SERIES</b>		<b>BACK STYLE</b>		<b>CONTROL</b>		<b>ARM</b>		<b>FRAME FINISH</b>		<b>BACK MESH</b>		<b>OPTIONS</b> For additional options separate with (-) hyphen.		<b>FREIGHT OPTION</b>		<b>FREIGHT REQUIREMENTS</b>		<b>FABRIC CODE</b> Please refer to allseating.com for fabric codes.

INFO  
ASTUTE  
AYLES  
CHIROPFORM  
DOVE  
ENTAIL  
EXCHANGE  
FLUID  
FOSTER  
HALSA  
INERTIA  
JIF  
L1  
LEVO  
M.O.  
MULTI  
PILLOWS  
PRESTO  
RAINBOW  
RAY  
REQUISITE  
THERAPOD  
TUCK  
YOU  
ZIP



# LEVO® STOOL

DESIGN | FIG 40  
GSA SIN | 33721

BASE PRICE   \$668										
47019-NA										
Grade 1/COM	Grade 2	Grade 3	Grade 4/COL	Grade 5	Grade 6	Grade 7	Grade 8	Leather 1	Leather 2	Leather 3
\$668	\$689	\$703	\$721	\$736	\$764	\$796	\$831	\$908	\$942	\$1,045

## FEATURES

- 4.5" cylinder.
- Black, Smoke or Birch frame and base
- Molded seat foam with stitched upholstery detail
- Y-shaped back and 3-point pivot system supports every move
- Proprietary hands-on back adjustment system, providing lumbar support at 5 intervals
- For arm details and travel specifications, see page 16
- Birch frame features black mechanism and black carpet casters

## DIMENSIONS

- Overall [Synchro Tilt]: 38.5" - 43" H | 27.5" W | 27.5" D
- Seat [Synchro Tilt]: 15.5" - 20" H | 20" W | 20" D
- Back: 22" H | 19.5" W
- COM Seat: 0.75 yd

## NOTES

- Ships knocked down
- For BW and FA Freight Options minimum quantities apply, please check with Sales Support for details.
- This product meets the requirements set forth in
- ANSI/BIFMA X5.1-2011 and is warranted for users up to 325 lbs.
- If requiring a 3" seat slider, one can be specified with the Synchro Tilt [ST 40] mechanism only, please specify with code SE rather than SS.
- \*Arms, base and casters will match frame finish selection.
- \*\*Base and casters will be substituted when HS option or Stool Package is selected.
- For mesh model code see page 22.

SERIES	47	Levo	QS	\$
BACK STYLE	0	Midback		-
CONTROL	19	Basic Stool Package		-
ARM	NA	No Arm		-
	T2	Task 2 Arm [Configured with L2 Arm Pad]		\$105
	4D	4 Dimensional Arm		\$125
	MF	Multi-Functional Arm		\$150
FRAME FINISH*	BKN	Black		-
	SKN	Smoke [not available with MF arm]		\$45
	BRN	Birch [not available with 4D or MF arms]		\$45
BACK MESH	M1	M1 Mesh		-
[see page 22 for codes]	M9	M9 Mesh		\$60
OPTIONS [STOOL]	8	8" Stool Package		-
	10	10" Stool Package [BKN only, base and casters will be substituted]		\$94
OPTIONS	SS	Seat Slider [Standard 2.5" range; not available with SC option]		\$79
	LH	65mm [2.5"] Hard Surface Casters [BKN or SKN only]		\$30
	BC	Birch 65mm [2.5"] Dual Surface Casters [Cannot be shipped BW]		\$30
	AWK	Adjustable Width Bracket   Knob [Available with T2 + 4D Arm Only]		\$29
	AWL	Adjustable Width Bracket   Lever [Available with T2 + 4D Arm Only]		\$39
	HS	High Cylinder 5.5"		-
	AB	Aluminum Base		\$60
FREIGHT OPTIONS	KD	Knocked Down		-
	BW	Blanket Wrapped - Fully Assembled [25 Units Minimum]		\$50
	FA	Fully Assembled in Carton [25 Unit Minimum]		\$70
FREIGHT REQUIREMENTS	AS	Allseating Standard		-
	FQ	Special Freight Instructions [Call for Quote]		VAR
	GD	Guaranteed Delivery Date and Time [Call for Quote]		VAR

## TO ORDER SIMPLY FILL IN THE BLANKS

47	-	0	-	19	-		-		-		-		-		-		
SERIES		BACK STYLE		CONTROL		ARM		FRAME FINISH		BACK MESH		OPTIONS		FREIGHT OPTION		FREIGHT REQUIREMENTS	FABRIC CODE
												For additional options separate with (-) hyphen.					Please refer to allseating.com for fabric codes.

# MANTRA® LOWBACK

DESIGN | ALLSEATING  
NOT ON GSA CONTRACT



## FEATURES

- Inspired by a Lemniscate (the mathematical symbol representing the concept of infinity), Mantra's distinctive Lemni Arm is an integral part of the chair that connects the seat, back and arms all together.
- 3.5" Cylinder
- Matching lower and upper upholstery with the choice for contrasting upholstered insert
- Reinforced nylon base in black, birch or polished aluminum
- Available in 2 frame finishes, black or birch
- Optional polyurethane inlay for aluminum arm [will match frame finish selection]
- Optional solid maple Lemni arm in 3 finishes: light, medium or dark
- Swivel with auto return comes standard with lounge base

## DIMENSIONS

- Overall [Lounge Base]: 29"H | 29"W | 29"D
- Overall [Basic Tilt]: 27"-31"H | 29"W | 29"D
- Overall [Enhanced Tilt]: 27"-31"H | 29"W | 29"D
- Overall [Knee Tilt]: 28.25"-31.25"H | 29"W | 29"D
- Seat [Lounge Base]: 17.75"H | 20.5"W | 17.5"D
- Seat [Basic Tilt]: 15"-19"H | 20.5"W | 17.5"D
- Seat [Enhanced Tilt]: 15"-19"H | 20.5"W | 17.5"D
- Seat [Knee Tilt]: 16.25"-19.25"H | 20.5"W | 17.5"D
- Back: 14.2"H | 19"W
- COM SEAT+LOWER BACK: 1.25 yds
- COM UPH INSERT: 0.25 yds

## NOTES

- This product meets the requirements set forth in ANSI/BIFMA X5.1-2011 and is warranted for users up to 350 lbs.

BASE PRICE   \$845											
44257-AA											
CODE	Grade 1/COM	Grade 2	Grade 3	Grade 4/COL	Grade 5	Grade 6	Grade 7	Grade 8	Leather 1	Leather 2	Leather 3
44257-AA	\$805	\$840	\$863	\$893	\$919	\$965	\$1,018	\$1,076	\$1,204	\$1,261	\$1,433
UPH Insert	\$40	\$47	\$52	\$58	\$63	\$72	\$83	\$94	\$120	\$131	\$166

SERIES	44	Mantra	QS	\$
BACK STYLE	2	Lowback		-
CONTROL	57	Basic Tilt		-
	15	Enhanced Tilt		\$100
	35	Knee Tilt		\$125
	70	Swivel with Auto Return [includes Lounge Base]		\$100
ARM	AA	Aluminum Lemni Arm		-
	AP	Aluminum Infinity Arm with Poly Inlay [matches Frame Finish]		\$60
	LM	Wood Lemni Arm   Light Maple		\$350
	MM	Wood Lemni Arm   Medium Maple		\$350
	DM	Wood Lemni Arm   Dark Maple		\$350
FRAME FINISH	BKP	Black Polypropelene		-
	BRP	Birch Polypropelene		\$45
BASE	LB	Lounge Base [standard with swivel 70 control]		-
	AL	High Profile Aluminum Base		\$60
OPTIONS	AR	Auto Return Cylinder [available with 57, 15, and 35 mech]		\$79
	AL	High Profile Aluminum Base		\$60
	LH	65mm [2.5"] Hard Surface Casters		\$30
	BC	Birch Dual Surface Casters [not available with BW]		\$30
	FA	Fully Assembled in Carton		-
FREIGHT OPTIONS	BW	Blanket Wrapped - Fully Assembled [25 unit minimum]		\$70
	AS	Allseating Standard		-
FREIGHT REQUIREMENTS	FQ	Special Freight Instructions (Call for Quote)		VAR
	GD	Guaranteed Delivery Date and Time (Call for Quote)		VAR

## TO ORDER SIMPLY FILL IN THE BLANKS

44	-	2	-		-		-		-		-		-		
SERIES		BACK STYLE		CONTROL		ARM		FRAME FINISH		OPTIONS For additional options separate with (-) hyphen.		FREIGHT OPTION		FREIGHT REQUIREMENTS	FABRIC CODE Please refer to allseating.com for fabric codes.



# MANTRA® MIDBACK

DESIGN | ALLSEATING  
NOT ON GSA CONTRACT

## BASE PRICE | \$875

44057-AA

CODE	Grade 1/ COM	Grade 2	Grade 3	Grade 4/ COL	Grade 5	Grade 6	Grade 7	Grade 8	Leather 1	Leather 2	Leather 3
44057-AA	\$875	\$924	\$956	\$998	\$1,034	\$1,099	\$1,173	\$1,255	\$1,434	\$1,514	\$1,754
UPH INSERT	\$40	\$47	\$52	\$58	\$63	\$72	\$83	\$94	\$120	\$131	\$166

### FEATURES

- Inspired by a Lemniscate (the mathematical symbol representing the concept of infinity), Mantra's distinctive Lemni Arm is an integral part of the chair that connects the seat, back and arms all together.
- 3.5" cylinder
- Matching lower and upper upholstery with the choice for contrasting upholstered insert
- Reinforced nylon base in black, birch or polished aluminum Available in 2 frame finishes, black or birch
- Optional polyurethane inlay for aluminum arm [will match frame finish selection]
- Optional solid maple Lemni arm in 3 finishes: light, medium or dark
- Swivel with auto return comes standard with lounge base

### DIMENSIONS

- Overall [Basic Tilt]: 35"-38.5"H | 29"W | 29"D
- Overall [Enhanced Tilt]: 35"-38.5"H | 29"W | 29"D
- Overall [Knee Tilt]: 36"-39"H | 29"W | 29"D
- Seat [Basic Tilt]: 15"-19"H | 20.5"W | 17.5"D
- Seat [Enhanced Tilt]: 15.5"-19"H | 20.5"W | 17.5"D
- Seat [Knee Tilt]: 16.25"-19.25"H | 20.5"W | 17.5"D
- Back: 22.5"H | 19"W
- COM SEAT, LOWER + UPPER BACK: 1.75 yds
- COM UPH INSERT: 0.25 yds

### NOTES

- This product meets the requirements set forth in ANSI/ BIFMA X5.1-2011 and is warranted for users up to 350 lbs.

SERIES	44	Mantra	QS	\$
BACK STYLE	0	Midback		-
CONTROL	57	Basic Tilt		-
	15	Enhanced Tilt		\$100
	35	Knee Tilt		\$125
	70	Swivel with Auto Return [includes Lounge Base]		\$100
ARM	AA	Aluminum Lemni Arm		-
	AP	Aluminum Lemni Arm with Poly Inlay [matches Frame Finish]		\$60
	LM	Wood Lemni Arm   Light Maple		\$350
	MM	Wood Lemni Arm   Medium Maple		\$350
	DM	Wood Lemni Arm   Dark Maple		\$350
FRAME FINISH	BKP	Black Polypropelene		-
	BRP	Birch Polypropelene		\$45
BASE	LB	Lounge Base [standard with swivel 70 control]		-
	AL	High Profile Aluminum Base		\$60
OPTIONS	UPH	Upholstered Back Insert		\$VAR
	AR	Auto Return Cylinder [available with 57, 15, and 35 mech]		\$79
	AL	High Profile Aluminum Base		\$60
	LH	65mm [2.5"] Hard Surface Casters		\$30
	BC	Birch Dual Surface Casters [not available with BW]		\$30
FREIGHT OPTIONS	FA	Fully Assembled in Carton		-
	BW	Blanket Wrapped - Fully Assembled [25 unit minimum]		\$70
FREIGHT REQUIREMENTS	AS	Allseating Standard		-
	FQ	Special Freight Instructions (Call for Quote)		VAR
	GD	Guaranteed Delivery Date and Time (Call for Quote)		VAR

### TO ORDER SIMPLY FILL IN THE BLANKS

44	-	0	-		-		-		-		-		-			
SERIES		BACK STYLE		CONTROL		ARM		FRAME FINISH		OPTIONS For additional options separate with (-) hyphen.		FREIGHT OPTION		FREIGHT REQUIREMENTS		FABRIC CODE Please refer to allseating.com for fabric codes.





# M.O.® TASK

DESIGN | ALLSEATING  
GSA SIN | 33721

BASE PRICE   \$560										
48146-NA										
Grade 1/COM	Grade 2	Grade 3	Grade 4/COL	Grade 5	Grade 6	Grade 7	Grade 8	Leather 1	Leather 2	Leather 3
\$560	\$581	\$595	\$613	\$628	\$656	\$688	\$723	\$800	\$834	\$937

## FEATURES

- 4.5" cylinder
- Black nylon base
- Self adjusting tension supports various body types
- Molded seat foam with stitched upholstery detail
- For arm features and travel specifications, see page 16
- Optional adjustable lumbar support
- Carpet casters

## DIMENSIONS

- Overall: 39.5"- 43.75"H | 28.5"W | 28.5"D
- Seat: 16"- 20.25"H | 20"W | 19"D
- Back: 25.75"H | 18.5"W
- COM Seat: 1 yd.

SERIES	48	M.O.	QS	\$
BACK STYLE	1	Highback	•	-
CONTROL	46	Dynamic Synchro	•	-
ARM	NA	No Arm	•	-
	T2	Task 2 Arm	•	\$105
	4D	4 Dimensional Arms	•	\$125
BACK MESH (see page 22 for mesh model code)	M1	M1 Mesh		\$20
	M2	M2 Mesh		\$60
	M3	M3 Mesh		\$60
	M4	M4 Mesh		\$60
	M5	M5 Mesh	•	\$0
OPTIONS	AWK	Adjustable Width Brackets (Knob)	•	INCL
	SS	2" Travel Seat Slider	•	INCL
	SH	Short Seat (18.5"D   20.25"W)	•	-
	LH	65mm (2.5") Hard Surface Casters	•	\$30
	LU	Enhanced Lumbar Support	•	\$30
	HAB	High Profile Aluminum Base w/ 65mm Casters		\$60
	CL	CAL TB133		\$90
	KD	Knocked Down		-
FREIGHT OPTIONS	BW	Blanket Wrapped - Fully Assembled [25 Unit Minimum]		\$50
	FA	Fully Assembled in Carton [25 Unit Minimum]		\$70
FREIGHT REQUIREMENTS	AS	Allseating Standard		-
	FQ	Special Freight Instructions (Call for Quote)		VAR
	GD	Guaranteed Delivery Date and Time (Call for Quote)		VAR

## NOTES

- Ships knocked down.
- For BW and FA Freight Options, minimum quantities apply, please check with Sales Support for details.
- This product meets the requirements set forth in ANSI/BIFMA X5.1-2011 and is warranted for users up to 325 lbs.
- M.O. stands for Modus Operandi
- For mesh model code see page 22.

## TO ORDER SIMPLY FILL IN THE BLANKS

48	-	1	-	46	-		-		-		-		-		
SERIES		BACK STYLE		CONTROL		ARM		BACK MESH		OPTIONS		FREIGHT OPTION		FREIGHT REQUIREMENTS	FABRIC CODE
										For additional options separate with (-) hyphen.					Please refer to allseating.com for fabric codes.

INFO  
ASTUTE  
AYLES  
CHIROFORM  
DOVE  
ENTAIL  
EXCHANGE  
FLUID  
FOSTER  
HALSA  
INERTIA  
JIF  
LI  
LEVO  
M.O.  
MULTI  
PILLOWS  
PRESTO  
RAINBOW  
RAY  
REQUISITE  
THERAPOD  
TUCK  
YOU  
ZIP



# M.O.® FULLY UPHOLSTERED

DESIGN | ALLSEATING  
GSA SIN | 33721

**BASE PRICE | \$698**  
46146-NA

Grade 1/COM	Grade 2	Grade 3	Grade 4/COL	Grade 5	Grade 6	Grade 7	Grade 8	Leather 1	Leather 2	Leather 3
\$698	\$754	\$790	\$838	\$880	\$954	\$1,038	\$1,132	\$1,337	\$1,428	\$1,702

## FEATURES

- 4.5" cylinder
- Black nylon base
- Self adjusting tension supports various body types
- Molded seat foam with stitched upholstery detail
- For arm features and travel specifications, see page 16
- Optional adjustable lumbar support
- Carpet casters

## DIMENSIONS

- Overall: 40.5"- 44.75"H | 28.5"W | 28.5"D
- Seat: 16.75"- 21"H | 20"W | 19"D
- Back: 26.75"H | 18.5"W
- COM Full: 1.75 yd.

SERIES	46	M.O.	QS	\$
<b>BACK STYLE</b>	<b>1</b>	Highback		-
<b>CONTROL</b>	<b>46</b>	Dynamic Synchro		-
<b>ARM</b>	<b>NA</b>	No Arm		-
	<b>T2</b>	Task 2 Arm		\$105
	<b>4D</b>	4 Dimensional Arms		\$125
<b>OPTIONS</b>	<b>AWK</b>	Adjustable Width Brackets (Knob)		INCL
	<b>SS</b>	2" Travel Seat Slider		INCL
	<b>SH</b>	Short Seat (18.5"D   20.25"W)		-
	<b>LH</b>	65mm (2.5") Hard Surface Casters		\$30
	<b>LU</b>	Enhanced Lumbar Support		\$30
	<b>HAB</b>	High Profile Aluminum Base w/ 65mm Casters		\$60
	<b>CL</b>	CAL TB133		\$90
<b>FREIGHT OPTIONS</b>	<b>KD</b>	Knocked Down		-
	<b>BW</b>	Blanket Wrapped - Fully Assembled [25 Unit Minimum]		\$50
	<b>FA</b>	Fully Assembled in Carton [25 Unit Minimum]		\$70
<b>FREIGHT REQUIREMENTS</b>	<b>AS</b>	Allseating Standard		-
	<b>FQ</b>	Special Freight Instructions (Call for Quote)		VAR
	<b>GD</b>	Guaranteed Delivery Date and Time (Call for Quote)		VAR

## NOTES

- Ships knocked down.
- For BW and FA Freight Options, minimum quantities apply, please check with Sales Support for details.
- This product meets the requirements set forth in ANSI/BIFMA X5.1-2011 and is warranted for users up to 325 lbs.
- M.O. stands for Modus Operandi

## TO ORDER SIMPLY FILL IN THE BLANKS

46	-	1	-	46	-		-		-		-		-		
<b>SERIES</b>		<b>BACK STYLE</b>		<b>CONTROL</b>		<b>ARM</b>		<b>BACK MESH</b>		<b>OPTIONS</b>		<b>FREIGHT OPTION</b>		<b>FREIGHT REQUIREMENTS</b>	<b>FABRIC CODE</b>
										For additional options separate with (-) hyphen.					Please refer to allseating.com for fabric codes.

INFO  
ASTUTE  
AYLES  
CHIROFORM  
DOVE  
ENTAIL  
EXCHANGE  
FLUID  
FOSTER  
HALSA  
INERTIA  
JIF  
LI  
LEVO  
M.O.  
MULTI  
PILLOWS  
PRESTO  
RAINBOW  
RAY  
REQUISITE  
THERAPOD  
TUCK  
YOU  
ZIP



# MULTISTACK®

DESIGN | ZOOEY CHU  
GSA SIN | 33721

BASE PRICE   \$384											
38054-NA											
Polypropylene Seat and Back	Grade 1/COM	Grade 2	Grade 3	Grade 4/COL	Grade 5	Grade 6	Grade 7	Grade 8	Leather 1	Leather 2	Leather 3
\$384	\$432	\$453	\$467	\$485	\$500	\$528	\$560	\$595	\$672	\$706	\$809

## FEATURES

- Polypropylene seat and back
- Upholstered Seat Option
- Stacks 12 on the dolly
- Optional tablet available in Black only
- Black non-marring glides

## DIMENSIONS

- Overall NA: 33"H | 22.05"W | 24"D
- Seat: 17.7"H | 18.55"W | 17.75"D
- Back: 15.5"H | 18"W
- COM Seat: 0.75 yd.
- Overall WA: 33"H | 24.65"W | 24"D
- Overall WTR: 33"H | 26"W | 29.5"D
- Tablet: 28.5"H | 19"W | 12"D
- Overall Dolly: 44"H | 29"W | 46.5"D

## NOTES

- Ships fully assembled in a box. For BW freight option, 25 unit minimum quantities apply.
- For orders of less than 2, a cartoning surcharge of \$22 net will be incurred per order. WTR & WTL excluded.
- Multistack with Upholstered seats are not stackable.
- Multistack with Casters are not stackable.
- Multistack with Tablet are not stackable.
- Extended Lead times apply to CAL TB133.
- This product meets the requirements set forth in ANSI/BIFMA X5.1-2011 and is warranted for users up to 350 lbs.
- Dimensions are dependant on options selected. Product can be configured to comply with BIFMA G1-2002 Guidelines.
- Leather and vinyl upholstered seat not recommended for this product in stacking applications.

SERIES	38	Multistack	QS	\$
BACK STYLE	0	Midback	•	-
LEG	54	4 Leg	•	-
ARM	NA	No Arm	•	-
	WA	Multistack With Arm	•	\$30
	WTR	Writing Tablet Right (Black only)		\$190
	WTL	Writing Tablet Left (Black only)		\$190
FRAME FINISH	SIL	Silver	•	-
	BK	Black	•	-
	ON	Oynx	•	-
POLYPROPYLENE SEAT AND BACK	SK	Smoke		-
	HZ	Haze		-
	GB	Ganging Brackets (set of 2)	•	\$17
OPTIONS	FA	Fully Assembled [25 Unit Minimum]		-
FREIGHT OPTIONS	BW	Blanket Wrapped - Fully Assembled (25 unit minimum)		\$20
	AS	Allseating Standard		-
FREIGHT REQUIREMENTS	FQ	Special Freight Instructions (Call for Quote)		VAR
	GD	Guaranteed Delivery Date and Time (Call for Quote)		VAR

	Multi Dolly-12	Please ensure Dolly has separate model/line item with quantities specified	\$383
--	----------------	--	-------

## TO ORDER SIMPLY FILL IN THE BLANKS

38	0	54							
SERIES	BACK STYLE	LEG	ARM	FRAME FINISH	POLYPROPYLENE SEAT AND BACK	OPTIONS For additional options separate with (-) hyphen.	FREIGHT OPTION	FREIGHT REQUIREMENTS	FABRIC CODE Please refer to allseating.com for fabric codes.

INFO  
ASTUTE  
AYLES  
CHIROFORM  
DOVE  
ENTAIL  
EXCHANGE  
FLUID  
FOSTER  
HALSA  
INERTIA  
JIF  
LI  
LEVO  
M.O.  
MULTI  
PILLOWS  
PRESTO  
RAINBOW  
RAY  
REQUISITE  
THERAPOD  
TUCK  
YOU  
ZIP



# PRESTO® MIDBACK

DESIGN | ALLSEATING  
GSA SIN | 33721

**BASE PRICE | \$420**  
52017-NA

Grade 1/COM	Grade 2	Grade 3	Grade 4/COL	Grade 5	Grade 6	Grade 7	Grade 8	Leather 1	Leather 2	Leather 3
\$420	\$469	\$501	\$543	\$579	\$644	\$718	\$800	\$979	\$1,059	\$1,299

**FEATURES**

- 3.5 or 5.5" cylinder (depending on options selected)
- Composite base
- Molded seat foam
- For arm features and travel specifications, see page 16
- Carpet casters

**DIMENSIONS**

- Overall [Basic Posture]: 37.5"-41"H | 28"W | 28"D
- Overall [Posture Back]: 36"-49.5"H | 28"W | 28"D
- Overall [Synchro Tilt]: 37.5"-41"H | 28"H | 28"D
- Overall [Deluxe Tilt J-Bar]: 38.25"-41.75"H | 28"W | 28"D
- Overall [Value Plus]: 38.25"-41.75"H | 28"W | 28"D
- Seat [Basic Posture]: 15"-18.5"H | 20"W | 20"D
- Seat [Posture Back]: 14.75"-18.25"H | 20"W | 20"D
- Seat [Synchro Tilt]: 15"-18.5"H | 20"W | 20"D
- Seat [Deluxe Tilt J-Bar]: 15.5"-19"H | 20"W | 20"D
- Seat [Value Plus]: 16.5"-20"H | 20"W | 20"D
- Back: 20"H | 17.5"W
- COM: 1.75 yards

**NOTES**

- Ships knocked down.
- For BW and FA freight options, minimum quantities apply, please check with Sales Support for details.
- All other features are dependant on the control specified. Please refer to Control Choice on page 8 for full description of available features.
- This product meets the requirements set forth in ANSI/BIFMA X5.1-2011 and is warranted for users up to 350 lbs.
- Dimensions are dependant on options selected. Product can be configured to comply with BIFMA G1-2002 Guidelines.
- All other features are dependant on the control specified. Please refer to Control Choice.
- \*AWL | Option is not available with ATD, ATK or ATO arms.
- \*\*P | Pressure Braking Casters - Casters allow the chair to roll only when someone is sitting in the chair.
- \*\*\*RP | Reverse Braking Casters - Casters allow the chair to roll only when someone is not in the chair.

SERIES	52	Presto	QS	\$
<b>BACK STYLE</b>	<b>0</b>	Midback	•	-
<b>CONTROL</b>	<b>17</b>	Basic Posture (B)	•	-
	<b>20</b>	Swivel Tilt (T)	•	\$50
	<b>30</b>	Posture Back (P)	•	\$110
	<b>40</b>	Synchro-Tilt (ST)	•	\$110
	<b>80</b>	Deluxe Tilt J-Bar (DJ)	•	\$214
	<b>90</b>	Value Plus (VP)	•	\$244
<b>ARM</b>	<b>NA</b>	No Arm	•	-
	<b>ATD</b>	Adjustable T Arm   Diamond Arm Cap*	•	\$63
	<b>ATK</b>	Adjustable T Arm   Kidney Arm Cap*	•	\$63
	<b>ATO</b>	Adjustable T Arm   Oval Arm Cap*	•	\$63
	<b>4D</b>	4 Dimensional Arm (Available with AWK or AWL)	•	\$125
	<b>MF</b>	Multi-Functional Arm (Width Adjustment incl. see page 16)	•	\$150
	<b>SW</b>	Swivel Arm	•	\$150
	<b>TW</b>	Twister Arm	•	\$174
<b>OPTIONS</b>	<b>AWK</b>	Adjustment Width Brackets (Knob)	•	\$29
	<b>AWL</b>	Adjustment Width Brackets (Lever)*	•	\$39
	<b>LU</b>	Lumbar	•	\$85
	<b>H</b>	Hard Surface Casters	•	\$28
	<b>G</b>	Glides	•	\$28
	<b>P</b>	Pressure Braking Casters**	•	\$57
	<b>RP</b>	Reverse Pressure Braking Casters***	•	\$107
	<b>BU</b>	Bumper Trim	•	\$28
	<b>BN</b>	Ballistic Nylon Back	•	\$45
	<b>SS</b>	Seat Slider: Basic Posture	•	N/A
	<b>SS</b>	Seat Slider: Swivel Tilt	•	N/A
	<b>SS</b>	Seat Slider: Posture Back	•	N/A
	<b>SS</b>	Seat Slider: Synchro-Tilt (2.5" range)	•	\$79
	<b>SS</b>	Seat Slider: Deluxe Tilt J-Bar (2.5" range)	•	\$79
	<b>SS</b>	Seat Slider: Value Plus (2.5" range)	•	INCL
	<b>LS</b>	Low Seat Height with 5" Travel*	•	\$50
	<b>CL</b>	CAL TB133	•	\$90
<b>FREIGHT OPTIONS</b>	<b>KD</b>	Knocked Down		-
	<b>BW</b>	Blanket Wrapped - Fully Assembled [25 Unit Minimum]		\$50
	<b>FA</b>	Fully Assembled in Carton [25 Unit Minimum]		\$70
<b>FREIGHT REQUIREMENTS</b>	<b>AS</b>	Allseating Standard		-
	<b>FQ</b>	Special Freight Instructions (Call for Quote)		VAR
	<b>GD</b>	Guaranteed Delivery Date and Time (Call for Quote)		VAR

**TO ORDER SIMPLY FILL IN THE BLANKS**

-  -  -  -  -  -  -

**SERIES**      **BACK STYLE**      **CONTROL**      **ARM**      **OPTIONS**      **FREIGHT OPTION**      **FREIGHT REQUIREMENTS**      **FABRIC CODE**

For additional options separate with (-) hyphen.      Please refer to allseating.com for fabric codes.

INFO  
ASTUTE  
AYLES  
CHIROPY  
DOVE  
ENTAIL  
EXCHANGE  
FLUID  
FOSTER  
HALSA  
INERTIA  
JIF  
LI  
LEVO  
M.O.  
MULTI  
PILLOWS  
PRESTO  
RAINBOW  
RAY  
REQUISITE  
THERAPOD  
TUCK  
YOU  
ZIP



# PRESTO® HIGHBACK

DESIGN | ALLSEATING  
GSA SIN | 33721

**BASE PRICE | \$496**  
52117-NA

Grade 1/COM	Grade 2	Grade 3	Grade 4/COL	Grade 5	Grade 6	Grade 7	Grade 8	Leather 1	Leather 2	Leather 3
\$496	\$552	\$588	\$636	\$678	\$752	\$836	\$930	\$1,135	\$1,226	\$1,500

**FEATURES**

- 3.5 or 5.5" cylinder (depending on options selected)
- Composite base
- Molded seat foam
- For arm features and travel specifications, see page 16
- Carpet casters

**DIMENSIONS**

- Overall [Basic Posture]: 42"-45.5"H | 28"W | 28"D
- Overall [Posture Back]: 40"-43.5"H | 28"W | 28"D
- Overall [Synchro Tilt]: 42"-45.5"H | 28"H | 28"D
- Overall [Deluxe Tilt J-Bar]: 42.5"-46"H | 28"W | 28"D
- Overall [Value Plus]: 42.5"-46"H | 28"W | 28"D
- Seat [Basic Posture]: 17.25"-20.75"H | 21.5"W | 22"D
- Seat [Posture Back]: 17"-20.5"H | 21.5"W | 22"D
- Seat [Synchro Tilt]: 17.25"-20.75"H | 21.5"W | 22"D
- Seat [Deluxe Tilt J-Bar]: 17.75"-21.25"H | 21.5"W | 22"D
- Seat [Value Plus]: 18.75"-21.25"H | 21.5"W | 22"D
- Back: 24.5"H | 19.5"W
- COM: 2 yards

**NOTES**

- Ships knocked down.
- For BW and FA freight options, minimum quantities apply, please check with Sales Support for details.
- All other features are dependant on the control specified. Please refer to Control Choice on page 8 for full description of available features.
- This product meets the requirements set forth in ANSI/BIFMA X5.1-2011 and is warranted for users up to 350 lbs.
- Dimensions are dependant on options selected. Product can be configured to comply with BIFMA G1-2002 Guidelines.
- All other features are dependant on the control specified. Please refer to Control Choice.
- \*AWL | Option is not available with ATD, ATK or ATO arms.
- \*\*P | Pressure Braking Casters - Casters allow the chair to roll only when someone is sitting in the chair.
- \*\*\*RP | Reverse Braking Casters - Casters allow the chair to roll only when someone is not in the chair.

SERIES	52	Presto	QS	\$
<b>BACK STYLE</b>	<b>1</b>	Highback	•	-
<b>CONTROL</b>	<b>17</b>	Basic Posture (B)	•	-
	<b>20</b>	Swivel Tilt (T)	•	\$50
	<b>30</b>	Posture Back (P)	•	\$110
	<b>40</b>	Synchro-Tilt (ST)	•	\$110
	<b>80</b>	Deluxe Tilt J-Bar (DJ)	•	\$214
	<b>90</b>	Value Plus (VP)	•	\$244
<b>ARM</b>	<b>NA</b>	No Arm	•	-
	<b>ATD</b>	Adjustable T Arm   Diamond Arm Cap*	•	\$63
	<b>ATK</b>	Adjustable T Arm   Kidney Arm Cap*	•	\$63
	<b>ATO</b>	Adjustable T Arm   Oval Arm Cap*	•	\$63
	<b>4D</b>	4 Dimensional Arm (Available with AWK or AWL)	•	\$125
	<b>MF</b>	Multi-Functional Arm (Width Adjustment incl. see page 16)	•	\$150
	<b>SW</b>	Swivel Arm	•	\$150
	<b>TW</b>	Twister Arm	•	\$174
<b>OPTIONS</b>	<b>AWK</b>	Adjustable Width Brackets (Knob)	•	\$29
	<b>AWL</b>	Adjustment Width Brackets (Lever)*	•	\$39
	<b>LU</b>	Lumbar	•	\$85
	<b>H</b>	Hard Surface Casters	•	\$28
	<b>G</b>	Glides	•	\$28
	<b>P</b>	Pressure Braking Casters**	•	\$57
	<b>RP</b>	Reverse Pressure Braking Casters***	•	\$107
	<b>BU</b>	Bumper Trim	•	\$28
	<b>BN</b>	Ballistic Nylon Back	•	\$45
	<b>SS</b>	Seat Slider: Basic Posture	•	N/A
	<b>SS</b>	Seat Slider: Swivel Tilt	•	N/A
	<b>SS</b>	Seat Slider: Posture Back	•	N/A
	<b>SS</b>	Seat Slider: Synchro-Tilt (2.5" range)	•	\$79
	<b>SS</b>	Seat Slider: Deluxe Tilt J-Bar (2.5" range)	•	\$79
	<b>SS</b>	Seat Slider: Value Plus (2.5" range)	•	-
	<b>LS</b>	Low Seat Height with 5" Travel*	•	\$50
	<b>CL</b>	CAL TB133	•	\$90
<b>FREIGHT OPTIONS</b>	<b>KD</b>	Knocked Down	•	-
	<b>BW</b>	Blanket Wrapped - Fully Assembled [25 Unit Minimum]	•	\$50
	<b>FA</b>	Fully Assembled in Carton [25 Unit Minimum]	•	\$70
<b>FREIGHT REQUIREMENTS</b>	<b>AS</b>	Allseating Standard	•	-
	<b>FQ</b>	Special Freight Instructions (Call for Quote)	•	VAR
	<b>GD</b>	Guaranteed Delivery Date and Time (Call for Quote)	•	VAR

**TO ORDER SIMPLY FILL IN THE BLANKS**

-  -  -  -  -  -  -

**SERIES**    **BACK STYLE**    **CONTROL**    **ARM**    **OPTIONS**    **FREIGHT OPTION**    **FREIGHT REQUIREMENTS**    **FABRIC CODE**

For additional options separate with (-) hyphen.    Please refer to allseating.com for fabric codes.

INFO  
ASTUTE  
AYLES  
CHIROPFORM  
DOVE  
ENTAIL  
EXCHANGE  
FLUID  
FOSTER  
HALSA  
INERTIA  
JIF  
LI  
LEVO  
M.O.  
MULTI  
PILLOWS  
PRESTO  
RAINBOW  
RAY  
REQUISITE  
THERAPOD  
TUCK  
YOU  
ZIP



# PRESTO® 24:7 MIDBACK

DESIGN | ALLSEATING  
GSA SIN | 33721

**BASE PRICE | \$798**  
52011-NA

Grade 1/COM	Grade 2	Grade 3	Grade 4/COL	Grade 5	Grade 6	Grade 7	Grade 8	Leather 1	Leather 2	Leather 3
\$798	\$847	\$879	\$921	\$957	\$1,022	\$1,096	\$1,178	\$1,357	\$1,437	\$1,677

**FEATURES**

- 5.5" heavy duty cylinder
- Composite base
- Memory foam
- For arm features and travel specifications, see page 16
- Carpet casters

**DIMENSIONS**

- Overall: 38"- 41.5"H | 27"W | 27"D
- Seat: 15"- 18.5"H | 20"W | 20"D
- Back: 20"H | 17.5"W
- COM: 1.75 yds

**NOTES**

- Ships knocked down.
- For BW and FA freight options, minimum quantities apply, please check with Sales Support for details.
- All other features are dependant on the control specified. Please refer to Control Choice on page 8 for full description of available features.
- This product meets the requirements set forth in ANSI/ BIFMA X5.1-2011 and is warranted for users up to 350 lbs.
- Dimensions are dependant on options selected. Product can be configured to comply with BIFMA G1-2002 Guidelines.
- \*AWL | Option is not available with ATD, ATK or ATO arms.
- \*\*P | Pressure Braking Casters - Casters allow the chair to roll only when someone is sitting in the chair.
- \*\*\*RP | Reverse Braking Casters - Casters allow the chair to roll only when someone is not in the chair.

SERIES	52	Presto 24:7	QS	\$
<b>BACK STYLE</b>	<b>0</b>	Midback	•	-
<b>CONTROL</b>	<b>11</b>	Deluxe Tilter Heavy Duty (DJ/DH)	•	-
<b>ARM</b>	<b>NA</b>	No Arm	•	-
	<b>ATD</b>	Adjustable T Arm   Diamond Arm Cap*	•	\$63
	<b>ATK</b>	Adjustable T Arm   Kidney Arm Cap*	•	\$63
	<b>ATO</b>	Adjustable T Arm   Oval Arm Cap*	•	\$63
	<b>4D</b>	4 Dimensional Arm (Available with AWK or AWL)	•	\$125
	<b>MF</b>	Multi-Functional Arm (Width Adjustment incl. see page 16)	•	\$150
	<b>SW</b>	Swivel Arm	•	\$150
	<b>TW</b>	Twister Arm	•	\$174
<b>OPTIONS</b>	<b>AWK</b>	Adjustable Width Brackets (Knob)	•	\$29
	<b>AWL</b>	Adjustment Width Brackets (Lever)	•	\$39
	<b>LU</b>	Lumbar	•	\$85
	<b>H</b>	Hard Surface Casters	•	\$28
	<b>G</b>	Glides	•	\$28
	<b>P</b>	Pressure Braking Casters**	•	\$57
	<b>RP</b>	Reverse Pressure Braking Casters***	•	\$107
	<b>BU</b>	Bumper Trim	•	\$28
	<b>BN</b>	Ballistic Nylon Back	•	-
	<b>SS</b>	Seat Slider (2.5" range)	•	\$79
	<b>LS</b>	Low Seat Height with 5" Travel*	•	\$50
	<b>CL</b>	CAL TB133		\$90
<b>FREIGHT OPTIONS</b>	<b>KD</b>	Knocked Down		-
	<b>BW</b>	Blanket Wrapped - Fully Assembled [25 Unit Minimum]		\$50
	<b>FA</b>	Fully Assembled in Carton [25 Unit Minimum]		\$70
<b>FREIGHT REQUIREMENTS</b>	<b>AS</b>	Allseating Standard		-
	<b>FQ</b>	Special Freight Instructions (Call for Quote)		VAR
	<b>GD</b>	Guaranteed Delivery Date and Time (Call for Quote)		VAR

**TO ORDER SIMPLY FILL IN THE BLANKS**

52 - 
 0 - 
 11 - 
   - 
   - 
   - 
   - 
  

**SERIES**      **BACK STYLE**      **CONTROL**      **ARM**      **OPTIONS**      **FREIGHT OPTION**      **FREIGHT REQUIREMENTS**      **FABRIC CODE**

For additional options separate with (-) hyphen.      Please refer to allseating.com for fabric codes.

INFO  
ASTUTE  
AYLES  
CHIROFORM  
DOVE  
ENTAIL  
EXCHANGE  
FLUID  
FOSTER  
HALSA  
INERTIA  
JIF  
LI  
LEVO  
M.O.  
MULTI  
PILLOWS  
PRESTO  
RAINBOW  
RAY  
REQUISITE  
THERAPOD  
TUCK  
YOU  
ZIP



# PRESTO® PETITE

DESIGN | ALLSEATING  
GSA SIN | 33721

**BASE PRICE | \$405**  
52217-NA

Grade 1/COM	Grade 2	Grade 3	Grade 4/COL	Grade 5	Grade 6	Grade 7	Grade 8	Leather 1	Leather 2	Leather 3
\$405	\$447	\$474	\$510	\$542	\$597	\$660	\$731	\$884	\$953	\$1,158

## FEATURES

- 3.5" cylinder
- Composite base
- Molded seat foam
- For arm features and travel specifications, see page 16
- Carpet casters

## DIMENSIONS

- Overall [Basic Posture]: 36"-39.5"H | 28"W | 28"D
- Overall [Posture Back]: 35.75"-39.25"H | 28"W | 28"D
- Overall [Synchro Tilt]: 36.5"-40"H | 28"H | 28"D
- Overall [Deluxe Tilt J-Bar]: 36.5"-40"H | 28"W | 28"D
- Overall [Value Plus]: 36.5"-40"H | 28"W | 28"D
- Seat [Basic Posture]: 15.25"-18.75"H | 17.25"W | 18"D
- Seat [Posture Back]: 15.5"-19"H | 17.25"W | 18"D
- Seat [Synchro Tilt]: 16"-19.5"H | 17.25"W | 18"D
- Seat [Deluxe Tilt J-Bar]: 16.5"-20"H | 17.25"W | 18"D
- Seat [Value Plus]: 17.5"-21"H | 17.25"W | 18"D
- Back: 18"H | 16"W
- COM: 1.5 yards

## NOTES

- Ships knocked down.
- For BW and FA freight options, minimum quantities apply, please check with Sales Support for details.
- All other features are dependant on the control specified. Please refer to Control Choice on page 8 for full description of available features.
- This product meets the requirements set forth in ANSI/BIFMA X5.1-2011 and is warranted for users up to 350 lbs.
- Dimensions are dependant on options selected. Product can be configured to comply with BIFMA G1-2002 Guidelines.
- \*AWL | Option is not available with ATD, ATK or ATO arms.
- \*\*P | Pressure Braking Casters - Casters allow the chair to roll only when someone is sitting in the chair.
- \*\*\*RP | Reverse Braking Casters - Casters allow the chair to roll only when someone is not in the chair.

SERIES	52	Presto	QS	\$
<b>BACK STYLE</b>	<b>2</b>	Petite	•	-
<b>CONTROL</b>	<b>17</b>	Basic Posture (B)	•	-
	<b>20</b>	Swivel Tilt (T)	•	\$50
	<b>30</b>	Posture Back (P)	•	\$110
	<b>40</b>	Synchro-Tilt (ST)	•	\$110
	<b>80</b>	Deluxe Tilt J-Bar (DJ)	•	\$214
<b>ARM</b>	<b>NA</b>	No Arm	•	-
	<b>ATD</b>	Adjustable T Arm   Diamond Arm Cap*	•	\$63
	<b>ATK</b>	Adjustable T Arm   Kidney Arm Cap*	•	\$63
	<b>ATO</b>	Adjustable T Arm   Oval Arm Cap*	•	\$63
	<b>MF</b>	Multi-Functional Arm (Width Adjustment incl. see page 16)	•	\$150
	<b>SW</b>	Swivel Arm	•	\$150
	<b>TW</b>	Twister Arm	•	\$174
<b>STOOL OPTION</b>	<b>8</b>	8" Stool Package (Posture Back or Basic Posture mech only)		\$135
	<b>10</b>	10" Stool Package (Basic Posture Back control only)		\$169
<b>OPTIONS</b>	<b>H</b>	Hard Surface Casters	•	\$28
	<b>G</b>	Glides	•	\$28
	<b>P</b>	Pressure Braking Casters**	•	\$57
	<b>RP</b>	Reverse Pressure Braking Casters***	•	\$107
	<b>BU</b>	Bumper Trim	•	\$28
	<b>BN</b>	Ballistic Nylon Back	•	\$45
	<b>LU</b>	Lumbar	•	\$85
	<b>SS</b>	Seat Slider: Basic Posture	•	N/A
	<b>SS</b>	Seat Slider: Swivel Tilt	•	N/A
	<b>SS</b>	Seat Slider: Posture Back	•	N/A
	<b>SS</b>	Seat Slider: Synchro-Tilt	•	\$79
	<b>SS</b>	Seat Slider: Deluxe Tilt J-Bar	•	\$79
	<b>LS</b>	Low Seat Height with 5" Travel*	•	\$50
	<b>CL</b>	CAL TB133		\$90
<b>FREIGHT OPTIONS</b>	<b>KD</b>	Knocked Down		-
	<b>BW</b>	Blanket Wrapped - Fully Assembled [25 Unit Minimum]		\$50
	<b>FA</b>	Fully Assembled in Carton [25 Unit Minimum]		\$70
<b>FREIGHT REQUIREMENTS</b>	<b>AS</b>	Allseating Standard		-
	<b>FQ</b>	Special Freight Instructions (Call for Quote)		VAR
	<b>GD</b>	Guaranteed Delivery Date and Time (Call for Quote)		VAR

## TO ORDER SIMPLY FILL IN THE BLANKS

52	-	2	-		-		-		-		-		-		-	
<b>SERIES</b>		<b>BACK STYLE</b>		<b>CONTROL</b>		<b>ARM</b>		<b>STOOL PACKAGE</b>		<b>OPTIONS</b>		<b>FREIGHT OPTION</b>		<b>FREIGHT REQUIREMENTS</b>		<b>FABRIC CODE</b>
										For additional options separate with (-) hyphen.						Please refer to allseating.com for fabric codes.

INFO  
ASTUTE  
AYLES  
CHIROPFORM  
DOVE  
ENTAIL  
EXCHANGE  
FLUID  
FOSTER  
HALSA  
INERTIA  
JIF  
LI  
LEVO  
M.O.  
MULTI  
PILLOWS  
PRESTO  
RAINBOW  
RAY  
REQUISITE  
THERAPOD  
TUCK  
YOU  
ZIP



# PRESTO® STOOL

DESIGN | ALLSEATING  
GSA SIN | 33721

**BASE PRICE | \$541**  
52017-NA-8

Grade 1/COM	Grade 2	Grade 3	Grade 4/COL	Grade 5	Grade 6	Grade 7	Grade 8	Leather 1	Leather 2	Leather 3
\$541	\$590	\$622	\$664	\$700	\$765	\$839	\$921	\$1,100	\$1,180	\$1,420

**FEATURES**

- 8" cylinder
- Composite base
- Molded seat foam
- For arm features and travel specifications, see page 16
- Carpet casters

**DIMENSIONS**

- Overall 8" [Basic Posture]: 40.25"- 47.75"H | 28"W | 28"D
- Overall 8" [Posture Back]: 38.75"-46.25"H | 28"W | 28"D
- Overall 10" [Basic Posture]: 40.75"-50.75"H | 27"W | 27"D
- Overall 10" [Posture Back]: 39.25"-49.25"H | 27"W | 27"D
- Seat 8" [Basic Posture]: 17.75"- 25.25"H | 20"W | 20"D
- Seat 8" [Posture Back]: 17.5-25"H | 20"W | 20"D
- Seat 10" [Basic Posture]: 18.75"-28.75"H | 20"W | 20"D
- Seat 10" [Posture Back]: 18"-27"H | 20"W | 20"D
- Back: 20"H | 17.5"W
- COM Full: 1.75 yds

**NOTES**

- Ships knocked down.
- For BW and FA freight options, minimum quantities apply, please check with Sales Support for details.
- All other features are dependant on the control specified. Please refer to Control Choice on page 8 for full description of available features.
- This product meets the requirements set forth in ANSI/BIFMA X5.1-2011 and is warranted for users up to 350 lbs.
- Dimensions are dependant on options selected. Product can be configured to comply with BIFMA G1-2002 Guidelines.
- \*AWL | Option is not available with ATD, ATK or ATO arms.
- \*\*P | Pressure Braking Casters - Casters allow the chair to roll only when someone is sitting in the chair.
- \*\*\*RP | Reverse Braking Casters - Casters allow the chair to roll only when someone is not in the chair.

SERIES	52	Presto	72HR	\$
<b>BACK STYLE</b>	<b>0</b>	Midback	•	-
<b>CONTROL</b>	<b>17</b>	Basic Posture (B)	•	-
	<b>30</b>	Posture Back (P)	•	\$115
<b>ARM</b>	<b>NA</b>	No Arm	•	-
	<b>ATD</b>	Adjustable T Arm   Diamond Arm Cap*	•	\$63
	<b>ATK</b>	Adjustable T Arm   Kidney Arm Cap*	•	\$63
	<b>ATO</b>	Adjustable T Arm   Oval Arm Cap*	•	\$63
	<b>4D</b>	4 Dimensional Arm (Available with AWK or AWL)	•	\$125
	<b>MF</b>	Multi-Functional Arm (Width Adjustment incl. see page 16)	•	\$150
<b>STOOL OPTION</b>	<b>8</b>	8" Stool Package	•	-
	<b>10</b>	10" Stool Package (N/A with (P) Control)	•	\$34
<b>OPTIONS</b>	<b>AWK</b>	Adjustable Width Brackets (Knob)	•	\$29
	<b>AWL</b>	Adjustment Width Brackets (Lever)	•	\$39
	<b>H</b>	Hard Surface Casters	•	\$28
	<b>LU</b>	Lumbar	•	\$85
	<b>G</b>	Glides	•	\$28
	<b>P</b>	Pressure Braking Casters**	•	\$57
	<b>RP</b>	Reverse Pressure Braking Casters***	•	\$107
	<b>BU</b>	Bumper Trim	•	\$28
	<b>BN</b>	Ballistic Nylon Back	•	\$45
	<b>CL</b>	CAL TB133		\$90
<b>FREIGHT OPTIONS</b>	<b>KD</b>	Knocked Down		-
	<b>BW</b>	Blanket Wrapped - Fully Assembled [25 Unit Minimum]		\$50
	<b>FA</b>	Fully Assembled in Carton [25 Unit Minimum]		\$70
<b>FREIGHT REQUIREMENTS</b>	<b>AS</b>	Allseating Standard		-
	<b>FQ</b>	Special Freight Instructions (Call for Quote)		VAR
	<b>GD</b>	Guaranteed Delivery Date and Time (Call for Quote)		VAR

**TO ORDER SIMPLY FILL IN THE BLANKS**

-  -  -  -  -  -  -  -

**SERIES**    **BACK STYLE**    **CONTROL**    **ARM**    **STOOL**    **OPTIONS**    **FREIGHT OPTION**    **FREIGHT REQUIREMENTS**    **FABRIC CODE**

For additional options separate with (-) hyphen.    Please refer to allseating.com for fabric codes.

INFO  
ASTUTE  
AYLES  
CHIROPFORM  
DOVE  
ENTAIL  
EXCHANGE  
FLUID  
FOSTER  
HALSA  
INERTIA  
JIF  
LI  
LEVO  
M.O.  
MULTI  
PILLOWS  
PRESTO  
RAINBOW  
RAY  
REQUISITE  
THERAPOD  
TUCK  
YOU  
ZIP





# RAINBOW™ SQUARE BACK

DESIGN | ALLSEATING  
GSA SIN | 33721

**BASE PRICE | \$320**  
33654-NA

Grade 1/COM	Grade 2	Grade 3	Grade 4/COL	Grade 5	Grade 6	Grade 7	Grade 8	Leather 1	Leather 2	Leather 3
\$320	\$355	\$378	\$408	\$434	\$480	\$533	\$591	\$719	\$776	\$948

## FEATURES

- Double curve and open back
- 4 leg features a wall saver design unless ordered with casters
- Wall-saving designed frame
- Black non-marring glides
- Stacks 4 on the floor
- Stacks 7 on Dolly-7
- Stacks 14 on Dolly-14
- Caster Stacking

## DIMENSIONS

### 4-LEG

- Overall NA: 34"H | 20.5"W | 25"D
- Overall WA: 34"H | 23.5"W | 25"D
- Seat: 17.5"H | 18"W | 17.5"D
- Back: 16.5"H | 18.5"W

### SLED

- Overall NA: 34"H | 23"W | 26"D
- Overall WA: 34"H | 23.5"W | 26"D

### DOLLY

- Rainbow Dolly-7: 43.75"H | 21"W | 47"D
- Rainbow Dolly-14: 57"H | 21"W | 81"D
- COM Seat: 0.75 yds.
- COM Back: 0.75 yds.
- COM full: 1.25 yds.

SERIES	33	Rainbow	QS	\$
BACK STYLE	6	Square Back	•	-
LEG	54	4 Leg Stackable	•	-
	50	Stackable Sled Base (NA Only)	•	\$50
	55	Non-Stackable Sled Base (WA Only)	•	\$50
ARM	NA	No Arm	•	-
	WA	With Arm (Mandatory with Sled Base 55)	•	\$40
FRAME FINISH	EB	Epoxy Black	•	-
	SIL	Silver		-
	CM	Chrome (CA and TC Options not available. N/A with Sled Base)		\$80
ARM FINISH	BK	Black	•	-
OPTIONS	AG	Adjustable Swivel Glide* (N/A with Sled Base)	•	\$17
	CR	Chrome Rocker (N/A with Sled Base)	•	\$25
	CA	Casters (N/A with Sled Base)	•	\$45
	TC	Tile Casters (N/A with Sled Base)	•	\$53
	1	1" Extra Seat Foam	•	\$28
	GB	Ganging Brackets (set of 2)	•	\$36
	BN	Ballistic Nylon Back	•	\$39
	CL	CAL TB133		\$90
FREIGHT OPTIONS	FA	Fully Assembled		-
	BW	Blanket Wrapped - Fully Assembled [25 unit minimum]		\$20
FREIGHT REQUIREMENTS	AS	Allseating Standard		-
	FQ	Special Freight Instructions (Call for Quote)		VAR
	GD	Guaranteed Delivery Date and Time (Call for Quote)		VAR

Dolly-7			\$439
Dolly-14	Please ensure Dolly has separate model/line item with quantities specified		\$540

## NOTES

- Ships fully assembled in a box. For BW freight option, 25 unit minimum quantities apply, please check with Sales Support for details.
- For orders of less than 2, a cartoning surcharge of \$22 net will be incurred per order. WTR & WTL excluded.
- Sled frames cannot be used with Dolly.
- Sled base with arm is non-stackable.
- This product meets the requirements set forth in ANSI/BIFMA X5.1-2011 and is warranted for users up to 350 lbs.
- Dimensions are dependant on options selected. Product can be configured to comply with BIFMA G1-2002 Guidelines.
- \*Adjustable swivel glides ship un-installed.

## TO ORDER SIMPLY FILL IN THE BLANKS

33	-	6	-		-		-		-	BK	-		-		-		-	
SERIES		BACK STYLE		LEG		ARM		FRAME FINISH		ARM FINISH		OPTIONS		FREIGHT OPTION		FREIGHT REQUIREMENTS		FABRIC CODE
<p>For additional options separate with (-) hyphen. Please refer to allseating.com for fabric codes.</p>																		

INFO  
ASTUTE  
AYLES  
CHIROPFORM  
DOVE  
ENTAIL  
EXCHANGE  
FLUID  
FOSTER  
HALSA  
INERTIA  
JIF  
L1  
LEVO  
M.O.  
MULTI  
PILLOWS  
PRESTO  
RAINBOW  
RAY  
REQUISITE  
THERAPOD  
TUCK  
YOU  
ZIP



# RAINBOW™ ROUND BACK

DESIGN | ALLSEATING  
GSA SIN | 33721

BASE PRICE   \$320										
33554-NA										
Grade 1/COM	Grade 2	Grade 3	Grade 4/COL	Grade 5	Grade 6	Grade 7	Grade 8	Leather 1	Leather 2	Leather 3
\$320	\$355	\$378	\$408	\$434	\$480	\$533	\$591	\$719	\$776	\$948

## FEATURES

- Double curve and open back
- 4 leg features a wall saver design unless ordered with casters
- Wall-saving designed frame
- Black non-marring glides
- Stacks 4 on the floor
- Stacks 7 on Dolly-7
- Stacks 14 on Dolly-14
- Caster Stacking

## DIMENSIONS

### 4-LEG

- Overall NA: 34"H | 20.5"W | 25"D
- Overall WA: 34"H | 23.5"W | 25"D
- Seat: 17.5"H | 18"W | 17.5"D
- Back: 16.5"H | 18.5"W

### SLED

- Overall NA: 34"H | 23"W | 26"D
- Overall WA: 34"H | 23.5"W | 26"D

### DOLLY

- Rainbow Dolly-7: 43.75"H | 21"W | 47"D
- Rainbow Dolly-14: 57"H | 21"W | 81"D
- COM Seat: 0.75 yds.
- COM Back: 0.75 yds.
- COM full: 1.25 yds.

SERIES	33	Rainbow	QS	\$
BACK STYLE	5	Round Back	•	-
LEG	54	4 Leg Stackable	•	-
	50	Stackable Sled Base (NA Only)	•	\$50
	55	Non-Stackable Sled Base (WA Only)	•	\$50
ARM	NA	No Arm	•	-
	WA	With Arm (Mandatory with Sled Base 55)	•	\$40
FRAME FINISH	EB	Epoxy Black	•	-
	SIL	Silver	•	-
	CM	Chrome (CA and TC Options not available. N/A with Sled Base)	•	\$80
ARM FINISH	BK	Black	•	-
OPTIONS	AG	Adjustable Swivel Glide* (N/A with Sled Base)	•	\$17
	CR	Chrome Rocker (N/A with Sled Base)	•	\$25
	CA	Casters (N/A with Sled Base)	•	\$45
	TC	Tile Casters (N/A with Sled Base)	•	\$53
	1	1" Extra Seat Foam	•	\$28
	GB	Ganging Brackets (set of 2)	•	\$36
	BN	Ballistic Nylon Back	•	\$39
FREIGHT OPTIONS	CL	CAL TB133		\$90
	FA	Fully Assembled		-
FREIGHT REQUIREMENTS	BW	Blanket Wrapped - Fully Assembled [25 unit minimum]		\$20
	AS	Allseating Standard		-
	FQ	Special Freight Instructions (Call for Quote)		VAR
	GD	Guaranteed Delivery Date and Time (Call for Quote)		VAR

	Dolly-7		\$439
	Dolly-14	Please ensure Dolly has separate model/line item with quantities specified	\$540

## NOTES

- Ships fully assembled in a box. For BW freight option, 25 unit minimum quantities apply, please check with Sales Support for details.
- For orders of less than 2, a cartoning surcharge of \$22 net will be incurred per order. WTR & WTL excluded.
- Sled frames cannot be used with Dolly.
- Sled base with arm is non-stackable.
- This product meets the requirements set forth in ANSI/BIFMA X5.1-2011 and is warranted for users up to 350 lbs.
- Dimensions are dependant on options selected. Product can be configured to comply with BIFMA G1-2002 Guidelines.
- \*Adjustable swivel glides ship un-installed.

## TO ORDER SIMPLY FILL IN THE BLANKS

33	-	5	-		-		-		-	BK	-		-		-		-	
SERIES		BACK STYLE		LEG		ARM		FRAME FINISH		ARM FINISH		OPTIONS		FREIGHT OPTION		FREIGHT REQUIREMENTS		FABRIC CODE
<p>For additional options separate with (-) hyphen. Please refer to allseating.com for fabric codes.</p>																		

INFO  
ASTUTE  
AYLES  
CHIROPFORM  
DOVE  
ENTAIL  
EXCHANGE  
FLUID  
FOSTER  
HALSA  
INERTIA  
JIF  
LI  
LEVO  
M.O.  
MULTI  
PILLOWS  
PRESTO  
RAINBOW  
RAY  
REQUISITE  
THERAPOD  
TUCK  
YOU  
ZIP



# RAINBOW™ WIDE

DESIGN | ALLSEATING  
GSA SIN | 33721

**BASE PRICE | \$520**  
33754/33954-NA

Grade 1/COM	Grade 2	Grade 3	Grade 4/COL	Grade 5	Grade 6	Grade 7	Grade 8	Leather 1	Leather 2	Leather 3
\$520	\$562	\$589	\$625	\$657	\$712	\$775	\$846	\$999	\$1,068	\$1,273

**FEATURES**

- Double curve and open back
- Wall-saving designed frame
- Black non-marring glides
- Black frame

**DIMENSIONS**

- SQUAREBACK AND ROUND BACK:**
- Overall NA: 34"H | 24"W | 26"D
  - Overall WA: 34"H | 26.75"W | 26"D
  - Seat: 20"H | 22"W | 21.5"D
  - Back: 14"H | 22"W
  - COM Back: 0.85 yds.
  - COM Seat: 0.85 yds
  - COM Full: 1.5 yds.

SERIES	33	Rainbow	QS	\$
<b>BACK STYLE</b>	<b>7</b>	Wide Roundback		-
	<b>9</b>	Wide Squareback		-
<b>LEG</b>	<b>54</b>	4 Leg Stackable		-
<b>ARM</b>	<b>NA</b>	No Arm		-
	<b>WA</b>	With Arm		\$50
<b>FRAME FINISH</b>	<b>BK</b>	Black		-
	<b>SIL</b>	Silver		-
<b>OPTIONS</b>	<b>BN</b>	Ballistic Nylon Back		\$39
	<b>CL</b>	CAL TB133		\$112
<b>FREIGHT OPTIONS</b>	<b>FA</b>	Fully Assembled		-
	<b>BW</b>	Blanket Wrapped - Fully Assembled [25 unit minimum]		\$20
<b>FREIGHT REQUIREMENTS</b>	<b>AS</b>	Allseating Standard		-
	<b>FQ</b>	Special Freight Instructions [Call for Quote]		VAR
	<b>GD</b>	Guaranteed Delivery Date and Time [Call for Quote]		VAR

**NOTES**

- Ships fully assembled in a box. For BW freight option, 25 unit minimum quantities apply, please check with Sales Support for details.
- For orders of less than 2, a cartoning surcharge of \$22 net will be incurred per order. WTR & WTL excluded.
- Rainbow Wide is suitable for up to 500lbs.
- Does not stack
- This product meets the requirements set forth in ANSI/ BIFMA X5.1-2011.
- Dimensions are dependant on options selected. Product can be configured to comply with BIFMA G1-2002 Guidelines.

**TO ORDER SIMPLY FILL IN THE BLANKS**

33 - 
   - 
 54 - 
 WA - 
   - 
 BK - 
   - 
   - 
   - 
  

**SERIES**      **BACK STYLE**      **LEG**      **ARM**      **FRAME FINISH**      **ARM FINISH**      **OPTIONS**      **FREIGHT OPTION**      **FREIGHT REQUIREMENTS**      **FABRIC CODE**

For additional options separate with (-) hyphen.      Please refer to allseating.com for fabric codes.

INFO  
ASTUTE  
AYLES  
CHIROFORM  
DOVE  
ENTAIL  
EXCHANGE  
FLUID  
FOSTER  
HALSA  
INERTIA  
JIF  
LI  
LEVO  
M.O.  
MULTI  
PILLOWS  
PRESTO  
RAINBOW  
RAY  
REQUISITE  
THERAPOD  
TUCK  
YOU  
ZIP



# RAINBOW™ PLUS

DESIGN | ALLSEATING  
NOT ON GSA CONTRACT

BASE PRICE   \$595										
33454-WA										
Grade 1/COM	Grade 2	Grade 3	Grade 4/COL	Grade 5	Grade 6	Grade 7	Grade 8	Leather 1	Leather 2	Leather 3
\$595	\$651	\$687	\$735	\$777	\$851	\$935	\$1,029	\$1,234	\$1,325	\$1,599

## FEATURES

- Double curve and open back
- Wall-saving designed frame
- Black non-marring glides

## DIMENSIONS

- Overall: 34.2"H | 33.3"W | 23.25"D
- Seat: 17"H | 30"W | 20"D
- Back: 16.3"H | 30"W

SERIES	33	Rainbow	QS	\$
BACK STYLE	4	Plus Squareback		-
LEG	54	4 Leg		-
ARM	WA	With Arm		-
ARM CAP	BK	Black		-
	SK	Smoke		-
FRAME FINISH	BK	Black		-
	SIL	Silver		-
OPTIONS	BN	Ballistic Nylon Back		\$39
	CL	CAL TB133		\$112
FREIGHT OPTIONS	FA	Fully Assembled		-
	BW	Blanket Wrapped - Fully Assembled [25 unit minimum]		\$20
FREIGHT REQUIREMENTS	AS	Allseating Standard		-
	FQ	Special Freight Instructions [Call for Quote]		VAR
	GD	Guaranteed Delivery Date and Time [Call for Quote]		VAR

## NOTES

- Ships fully assembled in a box. For BW freight option, 25 unit minimum quantities apply, please check with Sales Support for details.
- For orders of less than 2, a cartoning surcharge of \$22 net will be incurred per order.
- Rainbow Plus is suitable for up to 500lbs.
- Does not stack
- This product meets the requirements set forth in ANSI/BIFMA X5.1-2011.
- Dimensions are dependant on options selected. Product can be configured to comply with BIFMA G1-2002 Guidelines.

## TO ORDER SIMPLY FILL IN THE BLANKS

33	-	4	-	54	-	WA	-		-		-		-		-		
<b>SERIES</b>		<b>BACK STYLE</b>		<b>LEG</b>		<b>ARM</b>		<b>ARM CAP</b>		<b>FRAME FINISH</b>		<b>OPTIONS</b>		<b>FREIGHT OPTION</b>		<b>FREIGHT REQUIREMENTS</b>	<b>FABRIC CODE</b>
												For additional options separate with (-) hyphen.					Please refer to allseating.com for fabric codes.

INFO  
ASTUTE  
AYLES  
CHIROFORM  
DOVE  
ENTAIL  
EXCHANGE  
FLUID  
FOSTER  
HALSA  
INERTIA  
JIF  
LI  
LEVO  
M.O.  
MULTI  
PILLOWS  
PRESTO  
RAINBOW  
RAY  
REQUISITE  
THERAPOD  
TUCK  
YOU  
ZIP



# RAINBOW™ JUNIOR

DESIGN | ALLSEATING  
GSA SIN | 33721

**BASE PRICE | \$248**  
33854-NA

Grade 1/COM	Grade 2	Grade 3	Grade 4/COL	Grade 5	Grade 6	Grade 7	Grade 8	Leather 1	Leather 2	Leather 3
\$248	\$265	\$276	\$290	\$303	\$325	\$350	\$378	\$440	\$467	\$549

## FEATURES

- Double curve and open back
- Wall-saver designed frame
- Black non-marring glides
- Black frame
- Stacks 4 on the Floor

## DIMENSIONS

- Overall: 26"H | 15"W | 15"D
- Seat: 14"H | 15"W | 13.75"D
- Back: 12"H | 14"W
- COM: 0.60 yd.

SERIES	33	Rainbow	QS	\$
BACK STYLE	8	Junior		-
LEG	54	4 Leg Stackable		-
ARM	NA	No Arm		-
FRAME FINISH	BK	Black		-
	SIL	Silver		-
OPTIONS	AG	Adjustable Swivel Glide*		\$17
	CR	Chrome Rocker		\$25
	BN	Ballistic Nylon Back		\$34
	CL	CAL TB133		\$90
FREIGHT OPTIONS	FA	Fully Assembled		-
	BW	Blanket Wrapped - Fully Assembled [25 unit minimum]		\$20
FREIGHT REQUIREMENTS	AS	Allseating Standard		-
	FQ	Special Freight Instructions (Call for Quote)		VAR
	GD	Guaranteed Delivery Date and Time (Call for Quote)		VAR

## NOTES

- Ships fully assembled in a box. For BW freight option, 25 unit minimum quantities apply, please check with Sales Support for details.
- For orders of less than 2, a cartoning surcharge of \$22 net will be incurred per order.
- This product meets the requirements set forth in ANSI/BIFMA X5.1-2011 and is warranted for users up to 325 lbs
- Dimensions are dependant on options selected. Product can be configured to comply with BIFMA G1-2002 Guidelines.
- \*Adjustable Swivel Glides ship un-installed.

## TO ORDER SIMPLY FILL IN THE BLANKS

33	-	8	-	54	-		-		-		-		-	
<b>SERIES</b>		<b>BACK STYLE</b>		<b>LEG</b>		<b>ARM</b>		<b>FRAME FINISH</b>		<b>OPTIONS</b> For additional options separate with (-) hyphen.		<b>FREIGHT OPTION</b>		<b>FREIGHT REQUIREMENTS</b>
														<b>FABRIC CODE</b> Please refer to allseating.com for fabric codes.

INFO  
ASTUTE  
AYLES  
CHIROPFORM  
DOVE  
ENTAIL  
EXCHANGE  
FLUID  
FOSTER  
HALSA  
INERTIA  
JIF  
LI  
LEVO  
M.O.  
MULTI  
PILLOWS  
PRESTO  
RAINBOW  
RAY  
REQUISITE  
THERAPOD  
TUCK  
YOU  
ZIP



# RAY<sup>®</sup> CONFERENCE

DESIGN | FIG 40  
GSA SIN | 33721

## FEATURES

- 3.5" cylinder
- Poly-back shell
- Molded seat and back foam
- Aluminum base
- Aluminum conference arms
- Black polyurethane armcaps
- Carpet casters

## DIMENSIONS

- Midback Overall [React]: 37.25"-40.75"H | 28"W | 28"D
- Midback Overall [Knee Tilt]: 39.25"-42.75"H | 28"W | 28"D
- Highback Overall [React]: 44.25"-47.75"H | 28"W | 28"D
- Highback Overall [Knee Tilt]: 46.25"-49.75"H | 28"W | 28"D
- Seat [React]: 18"-21.5"H | 19.5"W | 20.5"D
- Seat [Knee Tilt]: 18.25"-21.75"H | 19.5"W | 20.5"D
- Back: 22.5"H | 19"W
- Midback COM: 1.5 yds.
- Highback COM: 2yds.

## NOTES

- Ships knocked down.
- For BW and FA Freight Options, minimum quantities apply, please check with Sales Support for details.
- All other features are dependant on the control specified. Please refer to Control Choice on page 8 for full description of available features.
- This product meets the requirements set forth in ANSI/BIFMA X5.1-2011 and is warranted for users up to 350 lbs.
- Dimensions are dependant on options selected. Product can be configured to comply with BIFMA G1-2002 Guidelines.

BASE PRICE   \$991											
18022-CA											
Code	Grade 1/COM	Grade 2	Grade 3	Grade 4/COL	Grade 5	Grade 6	Grade 7	Grade 8	Leather 1	Leather 2	Leather 3
18022	\$991	\$1,033	\$1,060	\$1,096	\$1,128	\$1,183	\$1,246	\$1,317	\$1,470	\$1,539	\$1,744
18122	\$1,171	\$1,220	\$1,252	\$1,294	\$1,330	\$1,395	\$1,469	\$1,551	\$1,730	\$1,810	\$2,050

SERIES	18	Ray	QS	\$
BACK STYLE	0	Midback		VAR
	1	Highback		VAR
	22	React (R)		-
CONTROL	25	Knee Tilt (KT2)		-
	CA	Conference Arm		INCL
ARM OPTIONS	LH	65mm (2.5") Hard Surface Casters		\$30
	OHC	OH Carpet Casters		\$60
	OHH	OH Hard Surface Casters		\$90
	CL	CAL TB133		\$141
FREIGHT OPTIONS	KD	Knocked Down		-
	BW	Blanket Wrapped - Fully Assembled [25 Unit Minimum]		\$50
	FA	Fully Assembled in Carton [25 Unit Minimum]		\$70
FREIGHT REQUIREMENTS	AS	Allseating Standard		-
	FQ	Special Freight Instructions (Call for Quote)		VAR
	GD	Guaranteed Delivery Date and Time (Call for Quote)		VAR

## TO ORDER SIMPLY FILL IN THE BLANKS

18			CA				
SERIES	BACK STYLE	CONTROL	ARM	OPTIONS For additional options separate with (-) hyphen.	FREIGHT OPTION	FREIGHT REQUIREMENTS	FABRIC CODE Please refer to allseating.com for fabric codes.

INFO  
ASTUTE  
AYLES  
CHIROPFORM  
DOVE  
ENTAIL  
EXCHANGE  
FLUID  
FOSTER  
HALSA  
INERTIA  
JIF  
LI  
LEVO  
M.O.  
MULTI  
PILLOWS  
PRESTO  
RAINBOW  
RAY  
REQUISITE  
THERAPOD  
TUCK  
YOU  
ZIP



# RAY® TASK

DESIGN | FIG 40  
GSA SIN | 33721

## BASE PRICE | \$860

### 18025-NA

Code	Grade 1/ COM	Grade 2	Grade 3	Grade 4/ COL	Grade 5	Grade 6	Grade 7	Grade 8	Leather 1	Leather 2	Leather 3
18025	\$860	\$902	\$929	\$965	\$997	\$1,052	\$1,115	\$1,186	\$1,339	\$1,408	\$1,613
18125	\$1,040	\$1,089	\$1,121	\$1,163	\$1,199	\$1,264	\$1,338	\$1,420	\$1,599	\$1,679	\$1,919

### FEATURES

- 3.5" cylinder
- Poly-Back Shell
- Molded seat and back foam
- Black nylon base
- WA arms adjustable 3" in height (width adjustment optional)
- Carpet casters

### DIMENSIONS

- Overall Midback: 41"H | 28"W | 28"D
- Overall Highback: 48.5"H | 28"W | 28"D
- Seat: 17"- 20.5"H | 19"W | 19.29"D
- Back Midback: 21.25"H | 18.5"W
- Back Highback: 28"H | 18.5"W
- COM Midback: 1.5 yds.
- COM Highback: 2 yds.

SERIES	18	Ray	QS	\$
BACK STYLE	0	Midback		VAR
	1	Highback		VAR
CONTROL	25	Knee Tilt (KT2)		-
ARM	NA	No Arm		-
	WA	With Arm		\$60
OPTIONS	AWK	Adjustable Width Brackets (Knob)		\$29
	AB	Aluminum Base with 65mm (2.5") Casters		\$60
	H	Hard Surface Casters (Not available with AB)		\$28
	LH	65mm (2.5") Hard Surface Casters		\$30
	OHC	OH Carpet Casters		\$60
	OHH	OH Hard Surface Casters		\$90
	CL	CAL TB133		\$141
FREIGHT OPTIONS	KD	Knocked Down		-
	BW	Blanket Wrapped - Fully Assembled [25 Unit Minimum]		\$50
	FA	Fully Assembled in Carton [25 Unit Minimum]		\$70
FREIGHT REQUIREMENTS	AS	Allseating Standard		-
	FQ	Special Freight Instructions (Call for Quote)		VAR
	GD	Guaranteed Delivery Date and Time (Call for Quote)		VAR

### NOTES

- Ships knocked down.
- For BW and FA Freight Options, minimum quantities apply, please check with Sales Support for details.
- All other features are dependant on the control specified. Please refer to Control Choice on page 8 for full description of available features.
- This product meets the requirements set forth in ANSI/BIFMA X5.1-2011 and is warranted for users up to 350 lbs.
- Dimensions are dependant on options selected. Product can be configured to comply with BIFMA G1-2002 Guidelines.

### TO ORDER SIMPLY FILL IN THE BLANKS

18		25					
SERIES	BACK STYLE	CONTROL	ARM	OPTIONS For additional options separate with (-) hyphen.	FREIGHT OPTION	FREIGHT REQUIREMENTS	FABRIC CODE Please refer to allseating.com for fabric codes.

INFO  
ASTUTE  
AYLES  
CHIROPFORM  
DOVE  
ENTAIL  
EXCHANGE  
FLUID  
FOSTER  
HALSA  
INERTIA  
JIF  
LI  
LEVO  
M.O.  
MULTI  
PILLOWS  
PRESTO  
RAINBOW  
RAY  
REQUISITE  
THERAPOD  
TUCK  
YOU  
ZIP



# REQUISITE<sup>®</sup> MIDBACK

DESIGN | TODD YETMAN  
GSA SIN | 33721

**BASE PRICE | \$930**  
21035

Grade 1/COM	Grade 2	Grade 3	Grade 4/COL	Grade 5	Grade 6	Grade 7	Grade 8	Leather 1	Leather 2	Leather 3
\$930	\$979	\$1,011	\$1,053	\$1,089	\$1,154	\$1,228	\$1,310	\$1,489	\$1,569	\$1,809

## FEATURES

- 4" cylinder
- Side tension control
- Black nylon base standard
- Molded seat and foam back
- Standard carpet casters

## DIMENSIONS

- Overall [Knee Tilt]: 39"-43.25"H | 28.5"W | 28.5"D
- Overall [Synchro Tilt]: 39"-43.25"H | 28.5"W | 28.5"D
- Seat [Knee Tilt]: 18"- 22.25"H | 20.5"W | 19.5"D
- Seat [Synchro Tilt]: 18"-22.25"H | 20.5"W | 19.5"D
- Back: 22"H | 20"W
- COM Full: 1.75 yds.

## NOTES

- Ships knocked down.
- For BW and FA Freight Options, minimum quantities apply, please check with Sales Support for details.
- 7-Arms comes standard with 32 Synchro Tilt mechanism
- All other features are dependant on the control specified. Please refer to Control Choice on page 8 for full description of available features.
- This product meets the requirements set forth in ANSI/BIFMA X5.1-2011 and is warranted for users up to 350 lbs.
- Dimensions are dependant on options selected. Product can be configured to comply with BIFMA G1-2002 Guidelines.
- RC Specifications:  
Arm Height is 27.5"H from floor;  
Seat Height 19"H.
- LS Specifications:  
Seat: 16.25"- 20.25"H.
- Arm wraps for aluminum loop arm will match fabric selection.
- \* Synchro tilt available only with 7-Arm
- \*\* Smoke base to match when specified.

SERIES	21	Requisite	QS	\$
<b>BACK STYLE</b>	<b>0</b>	Midback	•	-
<b>CONTROL</b>	<b>35</b>	Knee Tilt (KT3)	•	-
	<b>32</b>	Synchro Tilt* (TS70)	•	-
<b>ARM</b>	<b>PBK</b>	Black Painted Aluminum Loop Arms w/wrap	•	\$90
	<b>PSK</b>	Smoke Painted Aluminum Loop Arms w/wrap **	•	\$90
	<b>7AB</b>	Black 7-Arm	•	\$90
	<b>7AS</b>	Smoke 7-Arm**	•	\$90
	<b>ACA</b>	Aluminum Loop Arms w/wrap	•	\$90
<b>OPTIONS</b>	<b>AB</b>	Aluminum Base	•	\$60
	<b>RC</b>	Auto Return Cylinder (Fixed Height)	•	\$79
	<b>LS</b>	Low Seat Height	•	\$50
	<b>LH</b>	65mm (2.5") Hard Surface Casters***	•	\$30
	<b>OHC</b>	OH Carpet Casters***	•	\$60
	<b>OHH</b>	OH Hard Surface Casters***	•	\$90
<b>FREIGHT OPTIONS</b>	<b>KD</b>	Knocked Down		-
	<b>BW</b>	Blanket Wrapped - Fully Assembled [25 Unit Minimum]		\$50
	<b>FA</b>	Fully Assembled in Carton [25 Unit Minimum]		\$70
<b>FREIGHT REQUIREMENTS</b>	<b>AS</b>	Allseating Standard		-
	<b>FQ</b>	Special Freight Instructions (Call for Quote)		VAR
	<b>GD</b>	Guaranteed Delivery Date and Time (Call for Quote)		VAR

## TO ORDER SIMPLY FILL IN THE BLANKS

21	-	0	-		-		-		-		-		
<b>SERIES</b>		<b>BACK STYLE</b>		<b>CONTROL</b>		<b>ARM</b>		<b>OPTIONS</b> For additional options separate with (-) hyphen.		<b>FREIGHT OPTION</b>		<b>FREIGHT REQUIREMENTS</b>	<b>FABRIC CODE</b> Please refer to allseating.com for fabric codes.

INFO  
ASTUTE  
AYLES  
CHIROFORM  
DOVE  
ENTAIL  
EXCHANGE  
FLUID  
FOSTER  
HALSA  
INERTIA  
JIF  
LI  
LEVO  
M.O.  
MULTI  
PILLOWS  
PRESTO  
RAINBOW  
RAY  
REQUISITE  
THERAPOD  
TUCK  
YOU  
ZIP





# REQUISITE<sup>®</sup> HIGHBACK

DESIGN | TODD YETMAN  
GSA SIN | 33721

BASE PRICE   \$1,101										
21135										
Grade 1/COM	Grade 2	Grade 3	Grade 4/COL	Grade 5	Grade 6	Grade 7	Grade 8	Leather 1	Leather 2	Leather 3
\$1,101	\$1,157	\$1,193	\$1,241	\$1,283	\$1,357	\$1,441	\$1,535	\$1,740	\$1,831	\$2,105

## FEATURES

- 4" cylinder
- Side tension control
- Black nylon base standard
- Molded seat and foam back
- Standard carpet casters

## DIMENSIONS

- Overall [Knee Tilt]: 46"-50.25"H | 28.5"W | 28.5"D
- Overall [Synchro Tilt]: 46"-50.25"H | 28.5"W | 28.5"D
- Seat [Knee Tilt]: 18"-22.25"H | 20.5"W | 19.5"D
- Seat [Synchro Tilt]: 18"-22.25"H | 20.5"W | 19.5"D
- Back: 28"H | 19.5"W
- COM Full: 2 yds.

## NOTES

- Ships knocked down.
- For BW and FA Freight Options, minimum quantities apply, please check with Sales Support for details.
- 7-Arms comes standard with 32 Synchro Tilt mechanism
- All other features are dependant on the control specified. Please refer to Control Choice on page 8 for full description of available features.
- This product meets the requirements set forth in ANSI/BIFMA X5.1-2011 and is warranted for users up to 350 lbs.
- Dimensions are dependant on options selected. Product can be configured to comply with BIFMA G1-2002 Guidelines.
- RC Specifications:  
Arm Height is 27.5"H from floor;  
Seat Height 19"H.
- LS Specifications:  
Seat: 16.25"- 20.25"H.
- Arm wraps for aluminum loop arm will match fabric selection.
- \* Synchro tilt available only with 7-Arm
- \*\* Smoke base to match when specified.

SERIES	21	Requisite	QS	\$
<b>BACK STYLE</b>	<b>1</b>	Highback	•	-
<b>CONTROL</b>	<b>35</b>	Knee Tilt (KT3)	•	-
	<b>32</b>	Synchro Tilt* (TS70)	•	-
<b>ARM</b>	<b>PBK</b>	Black Painted Aluminum Loop Arms w/wrap	•	\$90
	<b>PSK</b>	Smoke Painted Aluminum Loop Arms w/wrap **	•	\$90
	<b>7AB</b>	Black 7-Arm	•	\$90
	<b>7AS</b>	Smoke 7-Arm**	•	\$90
	<b>ACA</b>	Aluminum Loop Arms w/wrap	•	\$90
<b>OPTIONS</b>	<b>AB</b>	Aluminum Base	•	\$60
	<b>RC</b>	Auto Return Cylinder (Fixed Height)	•	\$79
	<b>LS</b>	Low Seat Height	•	\$50
	<b>LH</b>	65mm (2.5") Hard Surface Casters***	•	\$30
	<b>OHC</b>	OH Carpet Casters***	•	\$60
	<b>OHH</b>	OH Hard Surface Casters***	•	\$90
<b>FREIGHT OPTIONS</b>	<b>KD</b>	Knocked Down		-
	<b>BW</b>	Blanket Wrapped - Fully Assembled [25 Unit Minimum]		\$50
	<b>FA</b>	Fully Assembled in Carton [25 Unit Minimum]		\$70
<b>FREIGHT REQUIREMENTS</b>	<b>AS</b>	Allseating Standard		-
	<b>FQ</b>	Special Freight Instructions (Call for Quote)		VAR
	<b>GD</b>	Guaranteed Delivery Date and Time (Call for Quote)		VAR

## TO ORDER SIMPLY FILL IN THE BLANKS

21	-	1	-	[ ]	-	[ ]	-	[ ]	-	[ ]	-	[ ]	
<b>SERIES</b>		<b>BACK STYLE</b>		<b>CONTROL</b>		<b>ARM</b>		<b>OPTIONS</b>		<b>FREIGHT OPTION</b>		<b>FREIGHT REQUIREMENTS</b>	
								For additional options separate with (-) hyphen.				Please refer to allseating.com for fabric codes.	

INFO  
ASTUTE  
AYLES  
CHIROPFORM  
DOVE  
ENTAIL  
EXCHANGE  
FLUID  
FOSTER  
HALSA  
INERTIA  
JIF  
LI  
LEVO  
M.O.  
MULTI  
PILLOWS  
PRESTO  
RAINBOW  
RAY  
REQUISITE  
THERAPOD  
TUCK  
YOU  
ZIP



# THERAPOD® THERAPIST HIGHBACK

DESIGN | ALLSEATING  
GSA SIN | 33721

## BASE PRICE | \$1,055

50180-NA

Grade 1/COM	Grade 2	Grade 3	Grade 4/COL	Grade 5	Grade 6	Grade 7	Grade 8	Leather 1	Leather 2	Leather 3
\$1,055	\$1,097	\$1,124	\$1,160	\$1,192	\$1,247	\$1,310	\$1,381	\$1,534	\$1,603	\$1,808

### FEATURES

- 3.5" or 5.5" cylinder (depending on options selected)
- Composite base
- For arm features and travel specifications, see page 17
- Carpet casters

### DIMENSIONS

- Overall: 40.5"- 44"H | 28"W | 28"D
- Seat: 16.5"- 20"H | 20"W | 18"D
- Back: 24"-28"H | 17"W
- COM: 1.75 yds.

### NOTES

- Ships knocked down.
- For BW and FA freight options, minimum quantities apply, please check with Sales Support for details.
- All other features are dependant on the control specified. Please refer to Control Choice on page 8 for full description of available features.
- This product meets the requirements set forth in ANSI/BIFMA X5.1-2011 and is warranted for users up to 350 lbs.
- Dimensions are dependant on options selected. Product can be configured to comply with BIFMA G1-2002 Guidelines.
- \*AWL | Not available with 4D, ATD, ATK, ATO.
- \*\*P | Pressure Braking Casters - Casters allow the chair to roll only when someone is sitting in the chair.
- \*\*\*RP | Reverse Braking Casters - Casters allow the chair to roll only when someone is not in the chair.

SERIES	50	Therapod Therapist	QS	\$
<b>BACK STYLE</b>	<b>1</b>	Highback		-
<b>CONTROL</b>	<b>80</b>	Deluxe Tilt J-Bar (DJ)		-
	<b>12</b>	Deluxe Synchro Tilt (DST)		\$43
	<b>90</b>	Value Plus (VP) (SS included)		\$32
<b>ARM</b>	<b>NA</b>	No Arm		-
	<b>ATD</b>	Adjustable T Arm   Diamond Arm Cap*		\$63
	<b>ATK</b>	Adjustable T Arm   Kidney Arm Cap*		\$63
	<b>ATO</b>	Adjustable T Arm   Oval Arm Cap*		\$63
	<b>4D</b>	4 Dimensional Arm		\$125
	<b>MF</b>	Multi-Functional Arm (Width adjustment incl. see page 16)		\$150
	<b>SW</b>	Swivel Arm		\$150
	<b>TW</b>	Twister Arm*		\$174
<b>OPTIONS</b>	<b>AWK</b>	Adjustable Width Bracket (Knob)		\$29
	<b>AWL</b>	Adjustable Width Bracket (Lever)*		\$39
	<b>H</b>	Hard Surface Casters		\$28
	<b>G</b>	Glides		\$28
	<b>P</b>	Pressure Braking Casters*		\$57
	<b>RP</b>	Reverse Pressure Braking Casters**		\$107
	<b>SS</b>	Seat Slider**** (range 2.5")		\$79
	<b>NP</b>	Neck Pad		\$28
	<b>DAS</b>	Deluxe Aluminum Satin Base (N/A with LS)		\$79
	<b>LS</b>	Low Seat Height with 5" Travel		\$50
<b>FREIGHT OPTIONS</b>	<b>KD</b>	Knocked Down		-
	<b>BW</b>	Blanket Wrapped - Fully Assembled [25 Unit Minimum]		\$50
	<b>FA</b>	Fully Assembled in Carton [25 Unit Minimum]		\$70
<b>FREIGHT REQUIREMENTS</b>	<b>AS</b>	Allseating Standard		-
	<b>FQ</b>	Special Freight Instructions (Call for Quote)		VAR
	<b>GD</b>	Guaranteed Delivery Date and Time (Call for Quote)		VAR

### TO ORDER SIMPLY FILL IN THE BLANKS

50	-	1	-		-		-		-		-		
<b>SERIES</b>		<b>BACK STYLE</b>		<b>CONTROL</b>		<b>ARM</b>		<b>OPTIONS</b>		<b>FREIGHT OPTION</b>		<b>FREIGHT REQUIREMENTS</b>	
								For additional options separate with (-) hyphen.				Please refer to allseating.com for fabric codes.	

INFO  
ASTUTE  
AYLES  
CHIROPFORM  
DOVE  
ENTAIL  
EXCHANGE  
FLUID  
FOSTER  
HALSA  
INERTIA  
JIF  
LI  
LEVO  
M.O.  
MULTI  
PILLOWS  
PRESTO  
RAINBOW  
RAY  
REQUISITE  
THERAPOD  
TUCK  
YOU  
ZIP



# THERAPOD® THERAPIST EXTRA HIGHBACK

DESIGN | ALLSEATING  
GSA SIN | 33721

**BASE PRICE | \$1,110**

**50380-NA**

Grade 1/COM	Grade 2	Grade 3	Grade 4/COL	Grade 5	Grade 6	Grade 7	Grade 8	Leather 1	Leather 2	Leather 3
\$1,110	\$1,159	\$1,191	\$1,233	\$1,269	\$1,334	\$1,408	\$1,490	\$1669	\$1749	\$1989

**FEATURES**

- 3.5" or 5.5" cylinder (depending on options selected)
- Composite base
- For arm features and travel specifications, see page 16
- Carpet casters

**DIMENSIONS**

- Overall: 46"- 51"H | 28"W | 28"D
- Seat: 16.5"- 22"H | 21"W | 18.5"D
- Back: 30"-34.5"H | 18"W
- COM: 2.0 yds.

**NOTES**

- Ships knocked down.
- For BW and FA freight options, minimum quantities apply, please check with Sales Support for details.
- All other features are dependant on the control specified. Please refer to Control Choice on page 8 for full description of available features.
- This product meets the requirements set forth in ANSI/BIFMA X5.1-2011 and is warranted for users up to 350 lbs.
- Dimensions are dependant on options selected. Product can be configured to comply with BIFMA G1-2002 Guidelines.
- \*AWL | Not available with 4D, ATD, ATK, ATO.
- \*\*P | Pressure Braking Casters - Casters allow the chair to roll only when someone is sitting in the chair.
- \*\*\*RP | Reverse Braking Casters - Casters allow the chair to roll only when someone is not in the chair.

SERIES	50	Therapod Therapist	QS	\$
<b>BACK STYLE</b>	<b>3</b>	Extra Highback		-
<b>CONTROL</b>	<b>80</b>	Deluxe Tilt J-Bar (DJ)		-
	<b>12</b>	Deluxe Synchro Tilt (DST)		\$43
	<b>90</b>	Value Plus (VP) (SS included)		\$32
<b>ARM</b>	<b>NA</b>	No Arm		-
	<b>ATD</b>	Adjustable T Arm   Diamond Arm Cap*		\$63
	<b>ATK</b>	Adjustable T Arm   Kidney Arm Cap*		\$63
	<b>ATO</b>	Adjustable T Arm   Oval Arm Cap*		\$63
	<b>4D</b>	4 Dimensional Arm		\$125
	<b>MF</b>	Multi-Functional Arm (Width adjustment incl. see page 16)		\$150
	<b>SW</b>	Swivel Arm		\$150
	<b>TW</b>	Twister Arm*		\$174
<b>OPTIONS</b>	<b>AWK</b>	Adjustable Width Bracket (Knob)		\$29
	<b>AWL</b>	Adjustable Width Bracket (Lever)*		\$39
	<b>H</b>	Hard Surface Casters		\$28
	<b>G</b>	Glides		\$28
	<b>P</b>	Pressure Braking Casters**		\$57
	<b>RP</b>	Reverse Pressure Braking Casters***		\$107
	<b>SS</b>	Seat Slider**** (range 2.5")		\$79
	<b>NP</b>	Neck Pad		\$28
	<b>DAS</b>	Deluxe Aluminum Satin Base (N/A with LS)		\$79
	<b>LS</b>	Low Seat Height with 5" Travel		\$50
<b>FREIGHT OPTIONS</b>	<b>KD</b>	Knocked Down		-
	<b>BW</b>	Blanket Wrapped - Fully Assembled [25 Unit Minimum]		\$50
	<b>FA</b>	Fully Assembled in Carton [25 Unit Minimum]		\$70
<b>FREIGHT REQUIREMENTS</b>	<b>AS</b>	Allseating Standard		-
	<b>FQ</b>	Special Freight Instructions (Call for Quote)		VAR
	<b>GD</b>	Guaranteed Delivery Date and Time (Call for Quote)		VAR

**TO ORDER SIMPLY FILL IN THE BLANKS**

50 - 
 3 - 
   - 
   - 
   - 
   - 
   - 
  

**SERIES**      **BACK STYLE**      **CONTROL**      **ARM**      **OPTIONS**      **FREIGHT OPTION**      **FREIGHT REQUIREMENTS**      **FABRIC CODE**  
For additional options separate with (-) hyphen.      Please refer to allseating.com for fabric codes.

INFO  
ASTUTE  
AYLES  
CHIROPFORM  
DOVE  
ENTAIL  
EXCHANGE  
FLUID  
FOSTER  
HALSA  
INERTIA  
JIF  
LI  
LEVO  
M.O.  
MULTI  
PILLOWS  
PRESTO  
RAINBOW  
RAY  
REQUISITE  
THERAPOD  
TUCK  
YOU  
ZIP



# TUCK® STACKER

**BASE PRICE | \$250**

**11050-NA**

Polypropylene Seat and Back	Grade 1/COM	Grade 2	Grade 3	Grade 4/COL	Grade 5	Grade 6	Grade 7	Grade 8	Leather 1	Leather 2	Leather 3
\$250	\$320	\$341	\$355	\$373	\$388	\$416	\$448	\$483	\$560	\$594	\$697

**FEATURES**

- Non-marring nylon glides
- Polypropylene seat and back
- Optional upholstered seat or seat pad includes shroud
- Polypropylene armcaps
- Wall-Saving designed frame
- Stacks on dolly:
- 35 (Sled), 20 (4-Leg)
- Stacks with upholstered seat:
- 18 (Sled), 12 (4-Leg)
- Stacks 12 on the floor
- Stacks 6 on the floor with Upholstered seats
- Caster Stacking

**DIMENSIONS**

- SLED Overall No Arm:  
32.25"H | 21.5"W | 23"D
- SLED Overall With Arm:  
32.25"H | 24.25"W | 23"D
- 4-LEG Overall No Arm:  
32.25"H | 22.5"W | 23"D
- 4-LEG Overall With Arm:  
32.25"H | 24.5"W | 23"D
- Seat: 18"H | 17.25"W | 18"D
- Back: 14.25"H | 18.5"W
- Fully Loaded Dolly:  
73.5"H | 26"W | 42"D
- 12 Stacked on the floor:  
43"H | 34"D
- Upholstered Seat and Upholstered Seat Pad add 0.75" to seat height
- COM: 0.75 yd.

**NOTES**

- Ships fully assembled in a box.
- For orders of less than 2, a cartoning surcharge of \$22 net will be incurred per order.
- Ganging glides are factory installed, Armless version only.
- Ganging brackets shipped separately: Requires Installation.
- This product meets the requirements set forth in ANSI/BIFMA X5.1-2011 and is warranted for users up to 350 lbs.
- Dimensions are dependant on options selected. Product can be configured to comply with BIFMA G1-2002 Guidelines.
- Nylon glides for use on carpet, ceramic tile, concrete, vinyl, VCT, rubber.
- Felt covered glides for sled are suitable for use on hardwood, marble.
- Felt covered glides for use on hardwood, marble.

SERIES	11	Tuck	QS	\$
<b>BACK STYLE</b>	<b>0</b>	Midback	•	-
<b>LEG</b>	<b>50</b>	Stackable Sled Base	•	-
	<b>54</b>	4-Leg	•	-
<b>ARM</b>	<b>NA</b>	No Arm	•	-
	<b>WA</b>	With Arm	•	\$50
<b>FRAME FINISH   COLLECTION 1</b>	<b>CM</b>	Chrome	•	-
	<b>PON</b>	Onyx	•	-
	<b>PCT</b>	Cotton		-
	<b>PSK</b>	Smoke		-
	<b>PHZ</b>	Haze		-
	<b>PDU</b>	Dune		-
	<b>PMI</b>	Midnight		-
<b>FRAME FINISH   COLLECTION 2 (25 unit minimum order quantity)</b>	<b>PCO</b>	Carob		\$25
	<b>PPC</b>	Pacific		\$25
	<b>PMA</b>	Maize		\$25
	<b>PCU</b>	Currant		\$25
<b>POLYPROPYLENE</b>	<b>ON</b>	Onyx		-
<b>Indicate:</b>	<b>CT</b>	Cotton		-
<b>B for Back</b>	<b>CO</b>	Carob		-
<b>S for Seat</b>	<b>PC</b>	Pacific		-
<b>A for Arm</b>	<b>MA</b>	Maize		-
	<b>CU</b>	Current		-
	<b>MI</b>	Midnight		-
	<b>DU</b>	Dune		-
	<b>HZ</b>	Haze		-
	<b>SK</b>	Smoke		-
<b>OPTIONS</b>	<b>PAD</b>	Upholstered Seat Pad		VAR
	<b>UPH</b>	Fully Upholstered Seat with Poly Back		VAR
	<b>CLP</b>	CAL TB133 Onyx Polypropylene		\$48
	<b>CLU</b>	CAL TB133 Upholstered Seat (Onyx only for PAD)		\$71
<b>OPTIONS (Sled Only)</b>	<b>FG</b>	Felt-Covered Glides	•	\$15
	<b>BB</b>	Storage Tray		\$140
	<b>GG</b>	Ganging Glides [Set of 4, 2 Male, 2 Female; NA Only]	•	\$10
	<b>GB</b>	Ganging Brackets [set of 2; WA Only]	•	\$10
<b>OPTIONS (4-leg Only)</b>	<b>CA</b>	Carpet Caster		\$45
	<b>TC</b>	Tile Caster		\$53
<b>FREIGHT OPTIONS</b>	<b>FA</b>	Fully Assembled in Carton		-
	<b>BW</b>	Blanket Wrapped - Fully Assembled [25 Unit Minimum]		\$20
<b>FREIGHT REQUIREMENTS</b>	<b>AS</b>	Allseating Standard		-
	<b>FQ</b>	Special Freight Instructions (Call for Quote)		VAR
	<b>GD</b>	Guaranteed Delivery Date and Time (Call for Quote)		VAR

<b>Dolly-35</b>	Please ensure Dolly has separate model/line item with quantities specified	\$363
-----------------	--	-------

**TO ORDER SIMPLY FILL IN THE BLANKS**

11	-	0	-		-		-		-	B	-	S	-	A	-		-		-		-	
<b>SERIES</b>		<b>BACK STYLE</b>		<b>LEG</b>		<b>ARM</b>		<b>FRAME FINISH</b>		<b>POLYPROPYLENE BACK</b>		<b>POLYPROPYLENE SEAT</b>		<b>POLYPROPYLENE ARM</b>		<b>OPTIONS</b> <small>For additional options separate with (-) hyphen.</small>		<b>FREIGHT OPTION</b>		<b>FREIGHT REQUIREMENTS</b>		<b>FABRIC CODE</b> <small>Please refer to allseating.com for fabric codes.</small>

INFO  
ASTUTE  
AYLES  
CHIROPFORM  
DOVE  
ENTAIL  
EXCHANGE  
FLUID  
FOSTER  
HALSA  
INERTIA  
JIF  
LI  
LEVO  
M.O.  
MULTI  
PILLOWS  
PRESTO  
RAINBOW  
RAY  
REQUISITE  
THERAPOD  
TUCK  
YOU  
ZIP



# TUCK® STOOL

**BASE PRICE | \$465**

**11053-NA**

Polypropylene Seat and Back	Grade 1/COM	Grade 2	Grade 3	Grade 4/COL	Grade 5	Grade 6	Grade 7	Grade 8	Leather 1	Leather 2	Leather 3
\$465	\$535	\$556	\$570	\$588	\$603	\$631	\$663	\$698	\$775	\$809	\$912

## FEATURES

- Non-marring nylon glide
- Polypropylene seat and back
- Optional upholstered seat or seat pad includes shroud
- Polypropylene armcaps
- Stacks 5 units on the Floor; 4 units with upholstered seat
- Wall-saving designed frame

## DIMENSIONS

- Overall [Counter Stool]: 39.5"H | 23.75"W | 25"D
- Seat [Counter Stool]: 24.75"H | 17.5"W | 19"D
- Overall [Bar Stool]: 45.5"H | 23.75"W | 27.5"D
- Seat [Bar Stool]: 31"H | 17.25"W | 19"D
- Back: 13.75"H | 18.25"W
- Upholstered Seat and Upholstered Seat Pad add 0.75" to seat height
- COM Full: 0.75 yd.

## NOTES

- Ships fully assembled in, 1-4 units per box.
- For orders of less than 2, a cartoning surcharge of \$22 net will be incurred per order.
- Ganging Glides are factory installed, Armless version only.
- Ganging Brackets shipped separately: Requires Installation.
- This product meets the requirements set forth in ANSI/BIFMA X5.1-2011 and is warranted for users up to 350 lbs.
- Dimensions are dependant on options selected. Product can be configured to comply with BIFMA G1-2002 Guidelines.
- Nylon glides for use on carpet, ceramic tile, concrete, vinyl, VCT, rubber.
- Felt covered glides for use on hardwood, marble.

SERIES	11	Tuck	QS	\$	
<b>BACK STYLE</b>	<b>0</b>	Midback		-	
<b>LEG</b>	<b>53</b>	Counter Stool		-	
	<b>56</b>	Bar Stool		-	
	<b>52</b>	4-Leg Counter Stool [NOT ON GSA CONTRACT]		-	
	<b>55</b>	4-Leg Bar Stool [NOT ON GSA CONTRACT]		-	
<b>ARM</b>	<b>NA</b>	No Arm		-	
	<b>WA</b>	With Arm		\$50	
<b>FRAME FINISH   COLLECTION 1</b>	<b>CM</b>	Chrome		-	
	<b>PON</b>	Onyx		-	
	<b>PCT</b>	Cotton		-	
	<b>PSK</b>	Smoke		-	
	<b>PHZ</b>	Haze		-	
	<b>PDU</b>	Dune		-	
	<b>PMI</b>	Midnight		-	
	<b>PCO</b>	Carob		\$25	
	<b>PPC</b>	Pacific		\$25	
	<b>PMA</b>	Maize		\$25	
<b>FRAME FINISH   COLLECTION 2 (25 unit minimum order quantity)</b>	<b>PCU</b>	Currant		\$25	
	<b>ON</b>	Onyx		-	
	<b>CT</b>	Cotton		-	
	<b>CO</b>	Carob		-	
	<b>PC</b>	Pacific		-	
	<b>MA</b>	Maize		-	
	<b>CU</b>	Current		-	
	<b>MI</b>	Midnight		-	
	<b>DU</b>	Dune		-	
	<b>HZ</b>	Haze		-	
<b>SK</b>	Smoke		-		
<b>POLYPROPYLENE Indicate:</b>	<b>B for Back</b>				
	<b>S for Seat</b>				
<b>POLYPROPYLENE Indicate:</b>	<b>A for Arm</b>				
<b>OPTIONS</b>	<b>PAD</b>	Upholstered Seat Pad		VAR	
	<b>UPH</b>	Fully Upholstered Seat with Poly Back		VAR	
<b>OPTIONS [SLED ONLY]</b>	<b>FG</b>	Felt-Covered Glides		\$15	
	<b>GG</b>	Ganging Glides [Set of 4, 2 Male, 2 Female; NA Only]		\$10	
	<b>GB</b>	Ganging Brackets [set of 2; WA Only]		\$10	
	<b>CLP</b>	CAL TB133 Onyx Polypropylene		\$48	
	<b>CLU</b>	CAL TB133 Upholstered Seat (Onyx only for PAD)		\$71	
	<b>FREIGHT OPTIONS</b>	<b>FA</b>	Fully Assembled in Carton		-
		<b>BW</b>	Blanket Wrapped - Fully Assembled [25 Unit Minimum]		\$20
<b>FREIGHT REQUIREMENTS</b>	<b>AS</b>	Allseating Standard		-	
	<b>FQ</b>	Special Freight Instructions (Call for Quote)		VAR	
	<b>GD</b>	Guaranteed Delivery Date and Time (Call for Quote)		VAR	

## TO ORDER SIMPLY FILL IN THE BLANKS

11	0				B	S	A			
SERIES	BACK STYLE	LEG	ARM	FRAME FINISH	POLYPROPYLENE BACK	POLYPROPYLENE SEAT	POLYPROPYLENE ARM	OPTIONS	FREIGHT REQUIREMENTS	FABRIC CODE

For additional options separate with (-) hyphen. Please refer to allseating.com for fabric codes.



# TUCK® FULLY UPHOLSTERED

## BASE PRICE | \$380 13050-NA

Grade 1/COM	Grade 2	Grade 3	Grade 4/COL	Grade 5	Grade 6	Grade 7	Grade 8	Leather 1	Leather 2	Leather 3
\$380	\$415	\$438	\$468	\$494	\$540	\$593	\$651	\$779	\$836	\$1,008

### FEATURES

- Non-marring nylon glide
- Upholstered seat and back
- Seat includes shroud
- Polypropylene armcaps
- Wall-Saving designed frame
- Stacks 15 on a dolly
- Stacks 6 on the floor
- Caster Stacking

### DIMENSIONS

- SLED Overall No Arm: 32.25"H | 21.5"W | 23"D
- SLED Overall With Arm: 32.25"H | 24.25"W | 23"D
- 4-LEG Overall No Arm: 32.25"H | 22.5"W | 23"D
- 4-LEG Overall With Arm: 32.25"H | 24.5"W | 23"D
- Seat: 18"H | 17.25"W | 18"D
- Back: 14.25"H | 18.5"W
- Fully Loaded Dolly: 73.5"H | 26"W | 42"D
- 12 Stacked on the floor: 43"H | 34"D
- COM: 1.25 yd.

### NOTES

- Ships fully assembled in a box.
- For orders of less than 2, a cartoning surcharge of \$22 net will be incurred per order.
- Ganging glides are factory installed, Armless version only.
- Ganging brackets shipped separately: Requires Installation.
- This product meets the requirements set forth in ANSI/BIFMA X5.1-2011 and is warranted for users up to 350 lbs.
- Dimensions are dependant on options selected. Product can be configured to comply with BIFMA G1-2002 Guidelines.
- Nylon glides for use on carpet, ceramic tile, concrete, vinyl, VCT, rubber.
- Felt covered glides for sled are suitable for use on hardwood, marble.

SERIES	13	Tuck Upholstered	QS	\$
<b>BACK STYLE</b>	<b>0</b>	Midback	•	-
<b>LEG</b>	<b>50</b>	Stackable Sled Base	•	-
	<b>54</b>	4-Leg	•	-
<b>ARM</b>	<b>NA</b>	No Arm	•	-
	<b>WA</b>	With Arm	•	\$50
<b>FRAME FINISH   COLLECTION 1</b>	<b>CM</b>	Chrome	•	-
	<b>PON</b>	Onyx	•	-
	<b>PCT</b>	Cotton		-
	<b>PSK</b>	Smoke		-
	<b>PHZ</b>	Haze		-
	<b>PDU</b>	Dune		-
	<b>PMI</b>	Midnight		-
<b>FRAME FINISH   COLLECTION 2 (25 unit minimum order quantity)</b>	<b>PCO</b>	Carob		\$25
	<b>PPC</b>	Pacific		\$25
	<b>PMA</b>	Maize		\$25
	<b>PCU</b>	Currant		\$25
<b>POLYPROPYLENE ARM</b>	<b>ON</b>	Onyx		-
	<b>CT</b>	Cotton		-
	<b>CO</b>	Carob		-
	<b>PC</b>	Pacific		-
	<b>MA</b>	Maize		-
	<b>CU</b>	Current		-
	<b>MI</b>	Midnight		-
	<b>DU</b>	Dune		-
	<b>HZ</b>	Haze		-
	<b>SK</b>	Smoke		-
<b>OPTIONS</b>	<b>CL</b>	CAL TB133 (Onyx only for WA model)		\$90
	<b>FG</b>	Felt-Covered Glides	•	\$15
<b>OPTIONS (Sled Only)</b>	<b>BB</b>	Storage Tray	•	\$140
	<b>GG</b>	Ganging Glides [Set of 4, 2 Male, 2 Female; NA Only]	•	\$10
	<b>GB</b>	Ganging Brackets [set of 2; WA Only]	•	\$10
<b>OPTIONS (4-leg only)</b>	<b>CA</b>	Carpet Caster		\$45
	<b>TC</b>	Tile Caster		\$53
<b>FREIGHT OPTIONS</b>	<b>FA</b>	Fully Assembled in Carton	•	-
	<b>BW</b>	Blanket Wrapped - Fully Assembled [25 Unit Minimum]		\$20
<b>FREIGHT REQUIREMENTS</b>	<b>AS</b>	Allseating Standard		-
	<b>FQ</b>	Special Freight Instructions (Call for Quote)		VAR
	<b>GD</b>	Guaranteed Delivery Date and Time (Call for Quote)		VAR

<b>Dolly-35</b>	Please ensure Dolly has separate model/line item with quantities specified	\$363
-----------------	--	-------

### TO ORDER SIMPLY FILL IN THE BLANKS

13	0				A				
<b>SERIES</b>	<b>BACK STYLE</b>	<b>LEG</b>	<b>ARM</b>	<b>FRAME FINISH</b>	<b>POLYPROPYLENE ARM</b>	<b>OPTIONS</b> For additional options separate with (-) hyphen.	<b>FREIGHT OPTION</b>	<b>FREIGHT REQUIREMENTS</b>	<b>FABRIC CODE</b> Please refer to allseating.com for fabric codes.



# TUCK® STOOL FULLY UPHOLSTERED

DESIGN | TODD YETMAN  
GSA SIN | 33721

## BASE PRICE | \$595

13053-NA

Grade 1/COM	Grade 2	Grade 3	Grade 4/COL	Grade 5	Grade 6	Grade 7	Grade 8	Leather 1	Leather 2	Leather 3
\$595	\$630	\$653	\$683	\$709	\$755	\$808	\$866	\$994	\$1,051	\$1,223

### FEATURES

- Standard nylon glide
- Upholstered seat and back
- Seat includes shroud
- Polypropylene armcaps
- Wall-saving designed frame
- Stacks 4 units on the floor

### DIMENSIONS

- Overall Counter Stool: 39.5"H | 23.75"W | 25"D
- Seat Counter Stool: 24.75"H | 17.5"W | 19"D
- Overall Bar Stool: 45.5"H | 23.75"W | 27.5"D
- Seat Bar Stool: 31"H | 17.5"W | 19"D
- Back: 13.75"H | 18.25"W
- COM Full: 1.25 yd.

### NOTES

- Ships fully assembled in a box.
- For orders of less than 2, a cartoning surcharge of \$22 net will be incurred per order.
- Ganging Glides are factory installed, Armless version only.
- Ganging Brackets shipped separately: Requires Installation.
- This product meets the requirements set forth in ANSI/BIFMA X5.1-2011 and is warranted for users up to 350 lbs.
- Dimensions are dependant on options selected. Product can be configured to comply with BIFMA G1-2002 Guidelines.
- Ships 1-4 units per Box.
- Nylon glides for use on carpet, ceramic tile, concrete, vinyl, VCT, rubber.
- Felt covered glides for use on hardwood, marble.

SERIES	13	Tuck Upholstered		\$
<b>BACK STYLE</b>	<b>0</b>	Midback		-
<b>LEG</b>	<b>53</b>	Counter Stool		-
	<b>56</b>	Bar Stool		-
	<b>52</b>	4-Leg Counter Stool [NOT ON GSA CONTRACT]		-
	<b>55</b>	4-Leg Bar Stool [NOT ON GSA CONTRACT]		-
<b>ARM</b>	<b>NA</b>	No Arm		-
	<b>WA</b>	With Arm		\$50
<b>FRAME FINISH   COLLECTION 1</b>	<b>CM</b>	Chrome		-
	<b>PON</b>	Onyx		-
	<b>PCT</b>	Cotton		-
	<b>PSK</b>	Smoke		-
	<b>PHZ</b>	Haze		-
	<b>PDU</b>	Dune		-
	<b>PMI</b>	Midnight		-
<b>FRAME FINISH   COLLECTION 2 (25 unit minimum order quantity)</b>	<b>PCO</b>	Carob		\$25
	<b>PPC</b>	Pacific		\$25
	<b>PMA</b>	Maize		\$25
	<b>PCU</b>	Currant		\$25
<b>POLYPROPYLENE ARM</b>	<b>ON</b>	Onyx		-
	<b>CT</b>	Cotton		-
	<b>CO</b>	Carob		-
	<b>PC</b>	Pacific		-
	<b>MA</b>	Maize		-
	<b>CU</b>	Current		-
	<b>MI</b>	Midnight		-
	<b>DU</b>	Dune		-
	<b>HZ</b>	Haze		-
	<b>SK</b>	Smoke		-
<b>OPTIONS [SLED ONLY]</b>	<b>FG</b>	Felt-Covered Glides		\$15
	<b>GG</b>	Ganging Glides [Set of 4, 2 Male, 2 Female; NA Only]		\$10
	<b>GB</b>	Ganging Brackets [set of 2; WA Only]		\$10
	<b>CL</b>	CAL TB133 (Onyx only for WA model)		\$90
<b>FREIGHT OPTIONS</b>	<b>FA</b>	Fully Assembled in Carton		-
	<b>BW</b>	Blanket Wrapped - Fully Assembled [25 Unit Minimum]		\$20
<b>FREIGHT REQUIREMENTS</b>	<b>AS</b>	Allseating Standard		-
	<b>FQ</b>	Special Freight Instructions (Call for Quote)		VAR
	<b>GD</b>	Guaranteed Delivery Date and Time (Call for Quote)		VAR

### TO ORDER SIMPLY FILL IN THE BLANKS

13	0				A				
SERIES	BACK STYLE	LEG	ARM	FRAME FINISH	POLYPROPYLENE ARM	OPTIONS For additional options separate with (-) hyphen.	FREIGHT OPTION	FREIGHT REQUIREMENTS	FABRIC CODE Please refer to allseating.com for fabric codes.

INFO  
ASTUTE  
AYLES  
CHIROFORM  
DOVE  
ENTAIL  
EXCHANGE  
FLUID  
FOSTER  
HALSA  
INERTIA  
JIF  
LI  
LEVO  
M.O.  
MULTI  
PILLOWS  
PRESTO  
RAINBOW  
RAY  
REQUISITE  
THERAPOD  
TUCK  
YOU  
ZIP



# TUCK® COLLABORATIVE

DESIGN | TODD YETMAN  
GSA SIN | 33721

## BASE PRICE | \$410

11051-NA

Polypropylene Seat and Back	Grade 1/ COM	Grade 2	Grade 3	Grade 4/ COL	Grade 5	Grade 6	Grade 7	Grade 8	Leather 1	Leather 2	Leather 3
\$410	\$480	\$501	\$515	\$533	\$548	\$576	\$608	\$643	\$720	\$754	\$857

### FEATURES

- Polypropylene seat and back
- Polypropylene arms

### DIMENSIONS

- Overall: 30.25"-34.75"H | 28"W | 28"D
- Seat: 16.25" - 20.5"H | 19.25"W | 17.5"D
- Back: 13.75"H | 18.25"W
- Upholstered Seat and Upholstered Seat Pad add 0.75" to seat height
- COM: 0.75 yds.

### NOTES

- This product meets the requirements set forth in ANSI/BIFMA X5.1-2011 and is warranted for users up to 350lbs.
- For BW and FA Freight Options, minimum quantities apply, please check with Sales Support for details.
- Dimensions are dependant on options selected. Product can be configurd to comply with BIFMA G1-2002 Guidelines.

SERIES	11	Tuck	QS	\$	
<b>BACK STYLE</b>	<b>0</b>	Midback		-	
<b>LEG</b>	<b>51</b>	Basic Swivel		-	
	<b>57</b>	Swivel Tilt		\$50	
<b>ARM</b>	<b>NA</b>	No Arm		-	
	<b>WA</b>	With Arm		\$50	
<b>FRAME FINISH   COLLECTION 1</b>	<b>CM</b>	Chrome		-	
	<b>PON</b>	Onyx		-	
	<b>PCT</b>	Cotton		-	
	<b>PSK</b>	Smoke		-	
	<b>PHZ</b>	Haze		-	
	<b>PDU</b>	Dune		-	
	<b>PMI</b>	Midnight		-	
	<b>FRAME FINISH   COLLECTION 2 (25 unit minimum order quantity)</b>	<b>PCO</b>	Carob		\$25
		<b>PPC</b>	Pacific		\$25
		<b>PMA</b>	Maize		\$25
<b>PCU</b>		Currant		\$25	
<b>POLYPROPYLENE Indicate: B for Back S for Seat A for Arm</b>	<b>ON</b>	Onyx		-	
	<b>CT</b>	Cotton		-	
	<b>CO</b>	Carob		-	
	<b>PC</b>	Pacific		-	
	<b>MA</b>	Maize		-	
	<b>CU</b>	Current		-	
	<b>MI</b>	Midnight		-	
	<b>DU</b>	Dune		-	
	<b>HZ</b>	Haze		-	
	<b>SK</b>	Smoke		-	
	<b>OPTIONS</b>	<b>PAD</b>	Upholstered Seat Pad		VAR
		<b>UPH</b>	Fully Upholstered Seat with Poly Back		VAR
		<b>LH</b>	65mm (2.5") Hard Surface Casters		\$30
<b>BKB</b>		Black Nylon Base		-	
<b>SKB</b>		Smoke Nylon Base		\$35	
<b>HAB</b>		High Profile Aluminum Base		\$60	
<b>SC</b>		Sit to Counter		\$130	
<b>FREIGHT OPTIONS</b>	<b>CLP</b>	CAL TB133 Onyx Polypropylene		\$48	
	<b>CLU</b>	CAL TB133 Upholstered Seat (Onyx only for PAD)		\$71	
	<b>KD</b>	Knocked Down		-	
	<b>BW</b>	Blanket Wrapped - Fully Assembled [25 Unit Minimum]		\$50	
	<b>FREIGHT REQUIREMENTS</b>	<b>AS</b>	Allseating Standard		-
<b>FQ</b>		Special Freight Instructions (Call for Quote)		VAR	
<b>GD</b>		Guaranteed Delivery Date and Time (Call for Quote)		VAR	

### TO ORDER SIMPLY FILL IN THE BLANKS

11	0	51			B	S	A				
SERIES	BACK STYLE	LEG	ARM	FRAME FINISH	POLYPROPYLENE BACK	POLYPROPYLENE SEAT	POLYPROPYLENE ARM	OPTIONS <small>For additional options separate with (-) hyphen.</small>	FREIGHT OPTION	FREIGHT REQUIREMENTS	FABRIC CODE <small>Please refer to allseating.com for fabric codes.</small>

INFO  
ASTUTE  
AYLES  
CHIROPFORM  
DOVE  
ENTAIL  
EXCHANGE  
FLUID  
FOSTER  
HALSA  
INERTIA  
JIF  
LI  
LEVO  
M.O.  
MULTI  
PILLOWS  
PRESTO  
RAINBOW  
RAY  
REQUISITE  
THERAPOD  
TUCK  
YOU  
ZIP





# TUCK® UPHOLSTERED COLLABORATIVE

DESIGN | TODD YETMAN  
GSA SIN | 33721

## BASE PRICE | \$540

13051-NA

Grade 1/COM	Grade 2	Grade 3	Grade 4/COL	Grade 5	Grade 6	Grade 7	Grade 8	Leather 1	Leather 2	Leather 3
\$540	\$575	\$598	\$628	\$654	\$700	\$753	\$811	\$939	\$996	\$1,168

### FEATURES

- Upholstered seat and back
- Polypropylene arms

### DIMENSIONS

- Overall: 32.75"H | 26.5"W | 26.5"D
- Seat: 16- 20.5"H | 17.25"W | 18"D
- Back: 16"H | 17.5"W
- COM: 1.25 yd.

### NOTES

- This product meets the requirements set forth in ANSI/BIFMA X5.1-2011 and is warranted for users up to 350lbs.
- For BW and FA Freight Options, minimum quantities apply, please check with Sales Support for details.
- Dimensions are dependant on options selected. Product can be configurd to comply with BIFMA G1-2002 Guidelines.

SERIES	13	Tuck Upholstered	QS	\$
<b>BACK STYLE</b>	<b>0</b>	Midback		-
<b>LEG</b>	<b>51</b>	Basic Swivel		-
	<b>57</b>	Swivel Tilt		\$50
<b>ARM</b>	<b>NA</b>	No Arm		-
	<b>WA</b>	With Arm		\$50
<b>FRAME FINISH   COLLECTION 1</b>	<b>CM</b>	Chrome		-
	<b>PON</b>	Onyx		-
	<b>PCT</b>	Cotton		-
	<b>PSK</b>	Smoke		-
	<b>PHZ</b>	Haze		-
	<b>PDU</b>	Dune		-
	<b>PMI</b>	Midnight		-
	<b>FRAME FINISH   COLLECTION 2</b>	<b>PCO</b>	Carob	
<b>PPC</b>		Pacific		\$25
<b>PMA</b>		Maize		\$25
<b>PCU</b>		Currant		\$25
<b>POLYPROPYLENE ARM</b>	<b>ON</b>	Onyx		-
	<b>CT</b>	Cotton		-
	<b>CO</b>	Carob		-
	<b>PC</b>	Pacific		-
	<b>MA</b>	Maize		-
	<b>CU</b>	Current		-
	<b>MI</b>	Midnight		-
	<b>DU</b>	Dune		-
	<b>HZ</b>	Haze		-
	<b>SK</b>	Smoke		-
<b>OPTIONS</b>	<b>LH</b>	65mm (2.5") Hard Surface Casters		\$30
	<b>BKB</b>	Black Nylon Base		-
	<b>SKB</b>	Smoke Nylon Base		\$35
	<b>HAB</b>	High Profile Aluminum Base		\$60
	<b>SC</b>	Sit to Counter		\$130
	<b>CL</b>	CAL TB133 (Onyx only for WA model)		\$90
<b>FREIGHT OPTIONS</b>	<b>KD</b>	Knocked Down		-
	<b>BW</b>	Blanket Wrapped - Fully Assembled [25 Unit Minimum]		\$50
<b>FREIGHT REQUIREMENTS</b>	<b>AS</b>	Allseating Standard		-
	<b>FQ</b>	Special Freight Instructions (Call for Quote)		VAR
	<b>GD</b>	Guaranteed Delivery Date and Time (Call for Quote)		VAR

### TO ORDER SIMPLY FILL IN THE BLANKS

13	-	0	-	51	-		-		-		-		-		-		-	
SERIES		BACK STYLE		LEG		ARM		FRAME FINISH		POLYPROPYLENE ARM		OPTIONS		FREIGHT OPTION		FREIGHT REQUIREMENTS		FABRIC CODE

For additional options separate with (-) hyphen.

Please refer to allseating.com for fabric codes.

INFO  
ASTUTE  
AYLES  
CHIROFORM  
DOVE  
ENTAIL  
EXCHANGE  
FLUID  
FOSTER  
HALSA  
INERTIA  
JIF  
LI  
LEVO  
M.O.  
MULTI  
PILLOWS  
PRESTO  
RAINBOW  
RAY  
REQUISITE  
THERAPOD  
TUCK  
YOU  
ZIP



# TUCK® COLLABORATIVE STOOL

DESIGN | TODD YETMAN  
GSA SIN | 33721

## BASE PRICE | \$505

11051-NA-8

Polypropylene Seat and Back	Grade 1/ COM	Grade 2	Grade 3	Grade 4/ COL	Grade 5	Grade 6	Grade 7	Grade 8	Leather 1	Leather 2	Leather 3
\$540	\$610	\$631	\$645	\$663	\$678	\$706	\$738	\$773	\$850	\$884	\$987

### FEATURES

- Polypropylene seat and back
- Polypropylene arms

### DIMENSIONS

- Overall 8": 34.25"-41.75"H | 28"W | 28"D
- Seat 8": 20.25"-27.5"H | 17.5"W | 19.25"D
- Overall 10": 34.75"-45.75"H | 27"W | 27"D
- Seat 10": 20.25"-30.25"H | 17.5"W | 19.25"D
- Back: 13.75"H | 18.25"W
- COM: 0.75 yds.

### NOTES

- This product meets the requirements set forth in ANSI/ BIFMA X5.1-2011 and is warranted for users up to 350lbs.
- Ships fully assembled in a box. For BW Freight Option, 25 unit minimum quantities apply. Please check with Sales Support for details.
- Dimensions are dependant on options selected. Product can be configurd to comply with BIFMA G1-2002 Guidelines.

SERIES	11	Tuck	QS	\$	
BACK STYLE	0	Midback		-	
LEG	51	Basic Swivel		-	
ARM	NA	No Arm		-	
	WA	With Arm		\$50	
STOOL OPTION	8	8" Stool Package		-	
	10	10" Stool Package		\$34	
FRAME FINISH   COLLECTION 1	CM	Chrome		-	
	PON	Onyx		-	
	PCT	Cotton		-	
	PSK	Smoke		-	
	PHZ	Haze		-	
	PDU	Dune		-	
	PMI	Midnight		-	
FRAME FINISH   COLLECTION 2 (25 unit minimum order quantity)	PCO	Carob		\$25	
	PPC	Pacific		\$25	
	PMA	Maize		\$25	
	PCU	Currant		\$25	
POLYPROPYLENE Indicate: B for Back S for Seat A for Arm	ON	Onyx		-	
	CT	Cotton		-	
	CO	Carob		-	
	PC	Pacific		-	
	MA	Maize		-	
	CU	Current		-	
	MI	Midnight		-	
	DU	Dune		-	
	HZ	Haze		-	
	SK	Smoke		-	
	OPTIONS	PAD	Upholstered Seat Pad		VAR
		UPH	Fully Upholstered Seat with Poly Back		VAR
		LH	65mm (2.5") Hard Surface Casters		\$30
BKB		Black Nylon Base		-	
FREIGHT OPTIONS	SKB	Smoke Nylon Base		\$35	
	CLP	CAL TB133 Onyx Polypropylene		\$48	
	CLU	CAL TB133 Upholstered Seat (Onyx only for PAD)		\$71	
	KD	Knocked Down		-	
FREIGHT REQUIREMENTS	BW	Blanket Wrapped - Fully Assembled [25 Unit Minimum]		\$50	
	AS	Allseating Standard		-	
	FQ	Special Freight Instructions (Call for Quote)		VAR	
	GD	Guaranteed Delivery Date and Time (Call for Quote)		VAR	

### TO ORDER SIMPLY FILL IN THE BLANKS

11	0	51				B	S	A				
SERIES	BACK STYLE	LEG	ARM	STOOL	FRAME FINISH	POLYPROPYLENE BACK	POLYPROPYLENE SEAT	POLYPROPYLENE ARM	OPTIONS	FREIGHT OPTION	FREIGHT REQUIREMENTS	FABRIC CODE

For additional options separate with ( ) hyphen.  
Please refer to allseating.com for fabric codes.

INFO  
ASTUTE  
AYLES  
CHIROFORM  
DOVE  
ENTAIL  
EXCHANGE  
FLUID  
FOSTER  
HALSA  
INERTIA  
JIF  
LI  
LEVO  
M.O.  
MULTI  
PILLOWS  
PRESTO  
RAINBOW  
RAY  
REQUISITE  
THERAPOD  
TUCK  
YOU  
ZIP



# TUCK<sup>®</sup> UPHOLSTERED COLLAB. STOOL

DESIGN | TODD YETMAN  
GSA SIN | 33721

## BASE PRICE | \$670

13051-NA-8

Grade 1/COM	Grade 2	Grade 3	Grade 4/COL	Grade 5	Grade 6	Grade 7	Grade 8	Leather 1	Leather 2	Leather 3
\$670	\$705	\$728	\$758	\$784	\$830	\$883	\$941	\$1069	\$1126	\$1298

### FEATURES

- Polypropylene seat and back
- Polypropylene arms

### DIMENSIONS

- Overall 8": 34.25"-41.75"H | 28"W | 28"D
- Seat 8": 20.25"-27.5"H | 17.5"W | 19.25"D
- Overall 10": 34.75"-45.75"H | 27"W | 27"D
- Seat 10": 20.25"-30.25"H | 17.5"W | 19.25"D
- Back: 13.75"H | 18.25"W
- Upholstered Seat and Upholstered Seat Pad add 0.75" to seat height
- COM: 0.75 yds.

### NOTES

- This product meets the requirements set forth in ANSI/BIFMA X5.1-2011 and is warranted for users up to 350lbs.
- Ships fully assembled in a box. For BW Freight Option, 25 unit minimum quantities apply. Please check with Sales Support for details.
- Dimensions are dependant on options selected. Product can be configurd to comply with BIFMA G1-2002 Guidelines.

SERIES	13	Tuck Upholstered	QS	\$
BACK STYLE	0	Midback		-
LEG	51	Basic Swivel		-
ARM	NA	No Arm		-
	WA	With Arm		\$50
STOOL OPTION	8	8" Stool Package		-
	10	10" Stool Package		\$34
FRAME FINISH   COLLECTION 1	CM	Chrome		-
	PON	Onyx		-
	PCT	Cotton		-
	PSK	Smoke		-
	PHZ	Haze		-
	PDU	Dune		-
	PMI	Midnight		-
FRAME FINISH   COLLECTION 2	PCO	Carob		\$25
	PPC	Pacific		\$25
	PMA	Maize		\$25
	PCU	Currant		\$25
POLYPROPYLENE ARM	ON	Onyx		-
	CT	Cotton		-
	CO	Carob		-
	PC	Pacific		-
	MA	Maize		-
	CU	Current		-
	MI	Midnight		-
	DU	Dune		-
	HZ	Haze		-
	SK	Smoke		-
OPTIONS	LH	65mm (2.5") Hard Surface Casters		\$30
	BKB	Black Nylon Base		-
	SKB	Smoke Nylon Base		\$35
	CL	CAL TB133 (Onyx only for WA model)		\$90
FREIGHT OPTIONS	KD	Knocked Down		-
	BW	Blanket Wrapped - Fully Assembled [25 Unit Minimum]		\$50
FREIGHT REQUIREMENTS	AS	Allseating Standard		-
	FQ	Special Freight Instructions (Call for Quote)		VAR
	GD	Guaranteed Delivery Date and Time (Call for Quote)		VAR

### TO ORDER SIMPLY FILL IN THE BLANKS

13	-	0	-	51	-		-		-	A	-		-		-		
SERIES		BACK STYLE		LEG		ARM		STOOL		POLYPROPYLENE ARM		OPTIONS		FREIGHT OPTION		FREIGHT REQUIREMENTS	FABRIC CODE
<p>For additional options separate with (-) hyphen. Please refer to allseating.com for fabric codes.</p>																	

INFO  
ASTUTE  
AYLES  
CHIROPFORM  
DOVE  
ENTAIL  
EXCHANGE  
FLUID  
FOSTER  
HALSA  
INERTIA  
JIF  
LI  
LEVO  
M.O.  
MULTI  
PILLOWS  
PRESTO  
RAINBOW  
RAY  
REQUISITE  
THERAPOD  
TUCK  
YOU  
ZIP



# TUCK® NESTER

DESIGN | TODD YETMAN  
GSA SIN | 33721

## BASE PRICE | \$495

11058-NA

Polypropylene Seat and Back	Grade 1/ COM	Grade 2	Grade 3	Grade 4/ COL	Grade 5	Grade 6	Grade 7	Grade 8	Leather 1	Leather 2	Leather 3
\$495	\$565	\$586	\$600	\$618	\$633	\$661	\$693	\$728	\$805	\$839	\$942

### FEATURES

- Standard carpet caster with optional hard surface caster
- Polypropylene seat, back and arm caps
- Optional upholstered seat
- Fully upholstered version with 13 series
- Wall-saving designed frame
- Bumpers on frame tighten nesting for ease of transport
- Shroud matches seat selection.
- Upholstered seat requires Seat poly selection to determine shroud color.

### DIMENSIONS

- Overall: 32.5"H | 23"W | 22.5"D
- Seat: 18.5"H | 17"D | 17.75"W
- Back: 13.75"H | 18.25"W

### NESTING DEPTH:

- Poly: 21.5"D + 6.5"/chair added
- Upholstered Seat and Upholstered Seat Pad add 0.75" to seat height
- COM Seat: 0.75yds

SERIES	11	Tuck	QS	\$
BACK STYLE	0	Midback		-
LEG	58	Nester		-
ARM	NA	No Arm		-
	WA	With Arm		\$50
FRAME FINISH   COLLECTION 1	CM	Chrome		-
	PON	Onyx		-
	PCT	Cotton		-
	PSK	Smoke		-
	PHZ	Haze		-
	PDU	Dune		-
	POLYPROPYLENE	ON	Onyx	
Indicate:	SK	Smoke		-
	HZ	Haze		-
B for Back	CT	Cotton		-
S for Seat	DU	Dune		-
A for Arm	UPH	Fully Upholstered Seat with Poly Back		VAR
OPTIONS	TC	Tile Caster		\$53
	FA	Fully Assembled in Carton [25 Unit Minimum]		\$70
FREIGHT OPTIONS	BW	Blanket Wrapped - Fully Assembled [25 Unit Minimum]		\$50
	AS	Allseating Standard		-
FREIGHT REQUIREMENTS	FQ	Special Freight Instructions (Call for Quote)		VAR
	GD	Guaranteed Delivery Date and Time (Call for Quote)		VAR

### NOTES

- Ships fully assembled in a box. For BW Freight Option, 25 unit minimum quantities apply. Please check with Sales Support for details.
- For orders of less than 2, a cartoning surcharge of \$22 net will be incurred per order.
- This product meets the requirements set forth in ANSI/ BIFMA X5.1-2011 and is warranted for users up to 350 lbs.

### TO ORDER SIMPLY FILL IN THE BLANKS

11	0	58				B	S	A				
SERIES	BACK STYLE	LEG	ARM	STOOL	FRAME FINISH	POLYPROPYLENE BACK	POLYPROPYLENE SEAT	POLYPROPYLENE ARM	OPTIONS	FREIGHT OPTION	FREIGHT REQUIREMENTS	FABRIC CODE
									For additional options separate with ( ) hyphen.			Please refer to allseating.com for fabric codes.



# TUCK® NESTER FULLY UPHOLSTERED

DESIGN | TODD YETMAN  
GSA SIN | 33721

## BASE PRICE | \$625

13058-NA

Grade 1/COM	Grade 2	Grade 3	Grade 4/COL	Grade 5	Grade 6	Grade 7	Grade 8	Leather 1	Leather 2	Leather 3
\$625	\$660	\$683	\$713	\$739	\$785	\$838	\$896	\$1,024	\$1,081	\$1,253

### FEATURES

- Standard carpet caster with optional hard surface caster
- Upholstered seat and back with poly arm caps
- Wall-saving designed frame
- Bumpers on frame tighten nesting for ease of transport
- Shroud matches seat selection
- Seat color selection required to determine shroud color

### DIMENSIONS

- Overall: 32.5"H | 23"W | 22.5"D
  - Seat: 18.5"H | 17"W | 17.5"D
  - Back: 13.75"W | 18.75"H
- NESTING DEPTH:**
- Poly: 21.5"D + 6.5"/chair added
  - COM: 1.25yds

SERIES	13	Tuck Fully Upholstered	QS	\$
BACK STYLE	0	Midback		-
LEG	58	Nester		-
ARM	NA	No Arm		-
	WA	With Arm		\$50
FRAME FINISH   COLLECTION 1	CM	Chrome		-
	PON	Onyx		-
	PCT	Cotton		-
	PSK	Smoke		-
	PHZ	Haze		-
	PDU	Dune		-
POLYPROPYLENE ARM	ON	Onyx		-
	SK	Smoke		-
	HZ	Haze		-
	CT	Cotton		-
	DU	Dune		-
OPTIONS	TC	Tile Caster		\$53
FREIGHT OPTIONS	FA	Fully Assembled in Carton [25 Unit Minimum]		-
	BW	Blanket Wrapped - Fully Assembled [25 Unit Minimum]		\$20
FREIGHT REQUIREMENTS	AS	Allseating Standard		-
	FQ	Special Freight Instructions (Call for Quote)		VAR
	GD	Guaranteed Delivery Date and Time (Call for Quote)		VAR

### NOTES

- Ships fully assembled in a box. For BW Freight Option, 25 unit minimum quantities apply. Please check with Sales Support for details.
- For orders of less than 2, a cartoning surcharge of \$22 net will be incurred per order.
- This product meets the requirements set forth in ANSI/BIFMA X5.1-2011 and is warranted for users up to 350 lbs.

### TO ORDER SIMPLY FILL IN THE BLANKS

13	0	58				S	A				
SERIES	BACK STYLE	LEG	ARM	STOOL	FRAME FINISH	POLYPROPYLENE SEAT	POLYPROPYLENE ARM	OPTIONS <small>For additional options separate with (-) hyphen.</small>	FREIGHT OPTION	FREIGHT REQUIREMENTS	FABRIC CODE <small>Please refer to allseating.com for fabric codes.</small>



YOU®

DESIGN | ALLSEATING  
GSA SIN | 33721

**BASE PRICE | \$780**  
**85040-NA**

Code	Grade 1/ COM	Grade 2	Grade 3	Grade 4/ COL	Grade 5	Grade 6	Grade 7	Grade 8	Leather 1	Leather 2	Leather 3
85040	\$780	\$801	\$815	\$833	\$848	\$876	\$908	\$943	\$1,020	\$1,054	\$1,157
84012	\$980	\$1,001	\$1,015	\$1,033	\$1,048	\$1,076	\$1,108	\$1,143	\$1,220	\$1,254	\$1,357

**FEATURES**

- Nylon or Aluminum frame in Black, Smoke, or Birch
- 3.5" cylinder
- Molded seat foam
- Innovative back suspension with standard back height adjustment
- Lumbar dial and back height support of 3.54"
- Arm features and travel specifications on page 16
- 24/7 Warranty offered with Synchro Tilt [40] or Deluxe Synchro Tilt [12] only and includes T2 arms and/or seat slider. For more details see page 16
- YCA Conference Arm is standard polished aluminum.

**DIMENSIONS**

**Midback:**

- Overall [Synchro Tilt]: 39.5" - 43"H | 28"W | 28"D
- Overall: [Deluxe Synchro Tilt]: 45"-48.5"H | 28"W | 28"D
- Overall [Dynamic Synchro Tilt]: 39"-42.5"H | 28" W | 28"D
- Seat [Synchro Tilt]: 16.25"-19.75"H | 20.25"W | 18.5"D
- Seat [Deluxe Synchro Tilt]: 17.5"-21"H | 20.25"W | 18.5"D
- Seat [Dynamic Synchro Tilt]: 15.75"-19.25"H | 20.25"W | 18.5"D
- COM: 0.75yds.

**Highback:**

- Overall [Deluxe Synchro Tilt]: 45"-48.5"H | 28"W | 28"D
- Seat [Deluxe Synchro Tilt]: 17"-20.5"H | 20.25"W | 18.5"D
- Back: 27"H | 17.5"W
- COM: 0.75yds.

**NOTES**

- Ships knocked down.
- For BW and FA freight options, minimum quantities apply, please check with Sales Support for details.
- All other features are dependant on the control specified. Please refer to Control Choice on Page 8 for full description of available features.
- This product meets the requirements set forth in ANSI-BIFMA X5.1-2011 and is warranted for users up to 350 lbs.
- Dimensions are dependant on options selected. Product can be configured to comply with BIFMA G1-2002 Guidelines.
- LS and HS option not available when HAB, OHC, OHH are selected. Composite base and matching casters will be substituted when LS or HS selected.
- For mesh model code see page 22

SERIES	85	You Nylon [You Too]	QS	\$
	84	You Aluminum [Includes BHA]	•	\$200
<b>BACK STYLE</b>	0	Midback	•	-
	1	Highback (84 Series Only)	•	\$15
<b>CONTROL</b>	40	Synchro Tilt [85 Series - Nylon Only]	•	-
	46	Dynamic Synchro Tilt [Includes Seat Slider, 85 Series Only]	•	\$80
	80	Deluxe Tilt J-Bar [85 Series - Nylon Only, Includes Seat Slider + BHA]	•	\$140
	12	Deluxe Synchro Tilt [Includes BHA - Available with 84 Series Only]	•	-
<b>ARM</b>	NA	No Arm	•	-
	T2	Task 2 Arm	•	\$105
	4D	4 Dimensional Arm	•	\$125
	MF	Multi-Functional Arm (AWK included)	•	\$150
	SW	Swivel Arm	•	\$150
	TW	Twister Arm	•	\$174
	YCA	Conference Arm (AW not applicable. Not available w/Mesh Seat)	•	\$214
	T7	Ergonomic Task Arm	•	\$280
<b>FRAME FINISH (85 Series Only)</b>	BKN	Black Nylon	•	-
	SKN	Smoke Nylon [not available with MF, SW, TW or T7 arms]	•	\$45
	BRN	Birch Nylon [not available with 4D, MF, SW or TW arms]	•	\$45
<b>FRAME FINISH (84 Series Only)</b>	BK	Black Aluminum	•	-
	AL	Polished Aluminum	•	\$90
<b>BACK MESH</b>	M2	M2 Mesh [NOT ALL COLOURS ARE QS]	•	\$25
(see page 22 for mesh model code)	M3	M3 Mesh	•	-
	M4	M4 Mesh	•	-
	M9	M9 Mesh [N/A with M5 Mesh Seat]	•	\$25
<b>OPTIONS</b>	SC	Sit to Counter [40 Synchro Only; N/A w. Highback, Base matches Frame]	•	\$130
	MS	Mesh Seat [N/A with 46 and 80 Mech; N/A with M9 Mesh]	•	\$90
	EM	Encapsulated Mesh [N/A with Highback or Birch Frame Finish]	•	-
	AWK	Adjustable Width Brackets [Knob]	•	\$29
	AWL	Adjustable Width Brackets (Lever)	•	\$39
	LH	65mm [2.5"] Hard Surface Casters	•	\$30
	H	55mm Hard Surface Casters [Only Applicable with LS]	•	\$28
	OHC	OH Carpet Casters	•	\$60
	OHH	OH Hard Surface Casters	•	\$90
	SS	2.5" Seat Slider [N/A with Mesh Seat]	•	\$79
	SE	Extended 3" Seat Slider [N/A with FS, IES, or MS]	•	-
	LS	Low Seat Height with 5" Travel (Black Only)	•	\$50
	L4	Low Seat Height with 4.5" Travel	•	\$50
	HS	High Seat Height with 5.5" Travel" [Only Available with Black Frame Finish]	•	-
	BHA	Back Height Adjustment [Included with 84 Series]	•	\$86
	AB	Aluminum Base [For SC and LS4 Only]	•	-
	HAB	High Profile Aluminum Base	•	\$60
	IES	Ergonomic Small Seat	•	-
	FS	Full Seat	•	-
<b>FREIGHT OPTIONS</b>	KD	Knocked Down	•	-
	BW	Blanket Wrapped - Fully Assembled [25 Unit Minimum]	•	\$50
	FA	Fully Assembled in [25 Unit Minimum]	•	\$70
<b>FREIGHT REQUIREMENTS</b>	AS	Allseating Standard	•	-
	FQ	Special Freight Instructions (Call for Quote)	•	VAR
	GD	Guaranteed Delivery Date and Time (Call for Quote)	•	VAR

**TO ORDER SIMPLY FILL IN THE BLANKS**

<input type="text"/>	<input type="text"/>	<input type="text"/>	<input type="text"/>	<input type="text"/>	<input type="text"/>	<input type="text"/>	<input type="text"/>	<input type="text"/>	<input type="text"/>	<input type="text"/>
<b>SERIES</b>	<b>BACK STYLE</b>	<b>CONTROL</b>	<b>ARM</b>	<b>FRAME FINISH</b>	<b>BACK MESH</b>	<b>SEAT MESH</b> Leave blank if upholstered	<b>OPTIONS</b> For additional options separate with (-) hyphen.	<b>FREIGHT OPTION</b>	<b>FREIGHT REQUIREMENTS</b>	<b>FABRIC CODE</b> Please refer to allseating.com for fabric codes.

INFO  
ASTUTE  
AYLES  
CHIROPFORM  
DOVE  
ENTAIL  
EXCHANGE  
FLUID  
FOSTER  
HALSA  
INERTIA  
JIF  
L1  
LEVO  
M.O.  
MULTI  
PILLOWS  
PRESTO  
RAINBOW  
RAY  
REQUISITE  
THERAPOD  
TUCK  
YOU  
ZIP



# YOU® STOOL

DESIGN | ALLSEATING  
GSA SIN | 33721

## BASE PRICE | \$825

### 85019-NA-8

Code	Grade 1/ COM	Grade 2	Grade 3	Grade 4/ COL	Grade 5	Grade 6	Grade 7	Grade 8	Leather 1	Leather 2	Leather 3
85019	\$825	\$846	\$860	\$878	\$893	\$921	\$953	\$988	\$1,065	\$1,099	\$1,202
84019	\$1,035	\$1,056	\$1,070	\$1,088	\$1,103	\$1,131	\$1,163	\$1,198	\$1,275	\$1,309	\$1,412

### FEATURES

- Upholstered seat with mesh back
- Innovative black suspension
- Width adjust optional on all task arms with 8" seat height travel

### DIMENSIONS

#### 8" Stool:

- Overall: 42.75"-50"H | 28"W | 28"D
- Seat: 20.25"-27.75"H | 20.25"W | 18.5"D
- Back: 22"H | 18.5"W

#### 10" Stool:

- Overall: 43.25"-53.25"H | 27"W | 27"D
- Seat: 21"-31"H | 20.25"W | 18.5"D
- Back: 22"H | 18.5"W

### NOTES

- Ships knocked down.
- For BW and FA freight options, minimum quantities apply, please check with Sales Support for details.
- All other features are dependant on the control specified. Please refer to Control Choice on Page 8 for full description of available features.
- This product meets the requirements set forth in ANSI-BIFMA X5.1-2011 and is warranted for users up to 350 lbs.
- Dimensions are dependant on options selected. Product can be configured to comply with BIFMA G1-2002 Guidelines.
- \*LS and HS option not available when LH, HAB, OHC, OHH are selected. Composite base and matching casters will be substituted when LS selected.
- For mesh model code see page 22

SERIES	85	You Nylon [You Too]	QS	\$
	84	You Aluminum [Includes BHA]	•	\$210
BACK STYLE	0	Midback	•	-
CONTROL	19	Basic Stool Package	•	-
ARM	NA	No Arm	•	-
	T2	Task 2 Arm	•	\$105
	4D	4 Dimensional Arm	•	\$125
	MF	Multi-Functional Arm	•	\$150
FRAME FINISH (85 Series Only)	BKN	Black Nylon	•	-
FRAME FINISH (84 Series Only)	BK	Black Aluminum	•	-
	AL	Polished Aluminum	•	\$90
BACK MESH	M2	M2 Mesh [NOT ALL COLOURS ARE QS]	•	\$25
(see page 22 for mesh model code)	M3	M3 Mesh	•	-
	M4	M4 Mesh	•	-
	M9	M9 Mesh [N/A with M5 Mesh Seat]	•	\$25
STOOL OPTION	8	8" Basic Stool Package	•	-
	10	10" Stool Package	•	\$34
OPTIONS	MS	Mesh Seat [N/A with M9 Mesh]	•	\$90
	EM	Encapsulated Mesh [N/A with Highback; N/A with Birch]	•	-
	AWK	Adjustable Width Brackets [Knob]	•	\$29
	AWL	Adjustable Width Brackets (Lever)	•	\$39
	G	Glides	•	\$28
	H	Hard Surface Casters	•	\$28
	SS	Seat Slider [2.5"; Not Available with Mesh Seat]	•	\$79
	BHA	Back Height Adjustment [Included with 84 Series]	•	\$86
	FS	Full Upholstered Seat [21"W   20"D]	•	-
	IES	Ergonomic Small Seat	•	-
FREIGHT OPTIONS	KD	Knocked Down	•	-
	BW	Blanket Wrapped - Fully Assembled [25 Unit Minimum]	•	\$50
	FA	Fully Assembled in [25 Unit Minimum]	•	\$70
FREIGHT REQUIREMENTS	AS	Allseating Standard	•	-
	FQ	Special Freight Instructions (Call for Quote)	•	VAR
	GD	Guaranteed Delivery Date and Time (Call for Quote)	•	VAR

### TO ORDER SIMPLY FILL IN THE BLANKS

<input type="text"/>	<input type="text" value="0"/>	<input type="text" value="19"/>	<input type="text"/>	<input type="text"/>	<input type="text"/>	<input type="text"/>	<input type="text"/>	<input type="text"/>	<input type="text"/>	<input type="text"/>
SERIES	BACK STYLE	CONTROL	ARM	FRAME FINISH	BACK MESH	SEAT MESH Leave blank if upholstered	OPTIONS For additional options separate with (-) hyphen.	FREIGHT OPTION	FREIGHT REQUIREMENTS	FABRIC CODE Please refer to allseating.com for fabric codes.

INFO  
ASTUTE  
AYLES  
CHIROPFORM  
DOVE  
ENTAIL  
EXCHANGE  
FLUID  
FOSTER  
HALSA  
INERTIA  
JIF  
LI  
LEVO  
M.O.  
MULTI  
PILLOWS  
PRESTO  
RAINBOW  
RAY  
REQUISITE  
THERAPOD  
TUCK  
YOU  
ZIP



# YOU® GUEST

DESIGN | ALLSEATING  
GSA SIN | 33721

## BASE PRICE | \$595

84054-WA

Grade 1/COM	Grade 2	Grade 3	Grade 4/COL	Grade 5	Grade 6	Grade 7	Grade 8	Leather 1	Leather 2	Leather 3
\$595	\$623	\$641	\$665	\$686	\$723	\$765	\$812	\$915	\$960	\$1,097

### FEATURES

- Encapsulated mesh back
- Non-marring glides
- Wallsaver design
- Stacks 4 on the floor
- 14 gauge steel frame in Black or Smoke

### DIMENSIONS

- Overall 35.5"H | 24"W | 26.5"D
- Seat 17.5"H | 19.5"W | 16.88"D
- Back 18"H | 19.5"W
- Arm Height from Floor 26"H
- Arm Height from Seat 8.5"H
- COM: 0.75 yds.

SERIES	84	You	QS	\$
BACK STYLE	0	Midback		VAR
BASE	54	4-Leg		-
ARM	WA	With Arm [Cap Finish Will Match Frame Selection]		-
FRAME FINISH	BKN	Black		
	SKN	Smoke		\$45
BACK MESH	3EB	M3 Mesh   Ebony		
	3SI	M3 Mesh   Silica		
	2IR	M2 Mesh   Iron		
	2PT	M2 Mesh   Platinum		
FREIGHT OPTIONS	FA	Blanket Wrapped - Fully Assembled [25 Unit Minimum]		\$20
	BW	Fully Assembled in [25 Unit Minimum]		-
FREIGHT REQUIREMENTS	AS	Allseating Standard		-
	FQ	Special Freight Instructions (Call for Quote)		VAR
	GD	Guaranteed Delivery Date and Time (Call for Quote)		VAR

### NOTES

- Ships Fully Assembled
- Warranted up to 400 lbs.
- This product meets the requirements set forth in ANSI/BIFMA HCF 8.1

### TO ORDER SIMPLY FILL IN THE BLANKS

84	-	0	-	54	-	WA	-		-		-		-		-		
<b>SERIES</b>		<b>BACK STYLE</b>		<b>CONTROL</b>		<b>ARM</b>		<b>FRAME FINISH</b>		<b>BACK MESH</b>		<b>OPTIONS</b> For additional options separate with (-) hyphen.		<b>FREIGHT OPTION</b>		<b>FREIGHT REQUIREMENTS</b>	<b>FABRIC CODE</b> Please refer to allseating.com for fabric codes.





# ZIP<sup>®</sup> INSTOCK

DESIGN | ALLSEATING  
NOT ON GSA CONTRACT

**BASE PRICE | \$895**  
**94040**

<b>Black Leather</b>
\$895

## FEATURES

- 4" cylinder
- Aluminum base
- Aluminum conference arms
- Task arm adjustable 3" Height
- Carpet casters

## DIMENSIONS

- Overall Highback: 45.25" - 49.5"H | 28"W | 28"D
- Seat [Highback]: 18" - 22.5"H | 19"W | 19"D
- Back [Highback]: 28"H | 19.5"W
- Overall Midback: 38.75" - 43"H | 26"W | 26"D
- Seat [Midback]: 18" - 22"H | 19"W | 17"D
- Back [Midback]: 21.5"H | 19.5"W

SERIES	94	Zip Black Leather Instock Program	QS	\$
<b>BACK STYLE</b>	0	Midback	•	-
	1	Highback	•	\$68
<b>CONTROL</b>	40	Synchronized Tilt (ST)	•	-
<b>ARM</b>	CA	Conference Arm	•	-
<b>ARM PAD (CA only)</b>	P1	Black Polyurethane Cap	•	-
<b>FABRIC CODE</b>	BL	Zip Black Leather Instock Program	•	-
<b>FREIGHT OPTIONS</b>	KD	Knocked Down	•	-
<b>FREIGHT REQUIREMENTS</b>	AS	Allseating Standard		-
	FQ	Special Freight Instructions (Call for Quote)		VAR
	GD	Guaranteed Delivery Date and Time (Call for Quote)		VAR

## NOTES

- Ships knocked down.
- This product meets the requirements set forth in ANSI-BIFMA X5.1-2011 and is warranted for users up to 350 lbs.
- Armless not available
- \*Task arm available on midback chair only

## TO ORDER SIMPLY FILL IN THE BLANKS

94	-		-	40	-		-	BA	-	BL	-		-		-	
<b>SERIES</b>		<b>BACK STYLE</b>		<b>CONTROL</b>		<b>ARM</b>		<b>ARM PAD</b>		<b>FABRIC CODE</b> Please refer to allseating.com for fabric codes.		<b>FREIGHT OPTION</b>		<b>FREIGHT REQUIREMENTS</b>		<b>FABRIC CODE</b> Please refer to allseating.com for fabric codes.



INFO  
ASTUTE  
AYLES  
CHIROFORM  
DOVE  
ENTAIL  
EXCHANGE  
FLUID  
FOSTER  
HALSA  
INERTIA  
JIF  
LI  
LEVO  
M.O.  
MULTI  
PILLOWS  
PRESTO  
RAINBOW  
RAY  
REQUISITE  
THERAPOD  
TUCK  
YOU  
ZIP



# ZIP<sup>®</sup> UPHOLSTERED MIDBACK

DESIGN | ALLSEATING  
GSA SIN | 33721

**BASE PRICE | \$638**  
**92040-NA**

Grade 1/COM	Grade 2	Grade 3	Grade 4/COL	Grade 5	Grade 6	Grade 7	Grade 8	Leather 1	Leather 2	Leather 3
\$638	\$680	\$707	\$743	\$775	\$830	\$893	\$964	\$1,117	\$1,186	\$1,391

## FEATURES

- 3.5" cylinder
- Nylon base
- Task arm adjustable 3" height (width adjustment optional)
- For arm features and travel specifications, see page 16
- Carpet casters
- 24|7 Warranty offered with T2 arms and Seat Slider. For more details see page 161

## DIMENSIONS

- Overall: 38.5"- 42"H | 28"W | 28"D
- Seat: 16.25"- 19.75"H | 19"W | 19"D
- Back: 21"H | 19.5"W
- COM: 2.0 yds

## NOTES

- Ships knocked down.
- For BW and FA freight options minimum quantities apply, please check with Sales Support for details.
- All other features are dependant on the control specified. Please refer to Control Choice on page 8 for full description of available features.
- This product meets the requirements set forth in ANSI-BIFMA X5.1-2011 and is warranted for users up to 350 lbs.
- Dimensions are dependant on options selected. Product can be configured to comply with BIFMA G1-2002 Guidelines.
- If requiring a 3" seat slider, please specify with code SE rather than SS.
- \*P | Pressure Braking Casters - Casters allow the chair to roll only when someone is sitting in the chair.
- \*\*RP | Reverse Braking Casters - Casters allow the chair to roll only when someone is not in the chair.
- \*\*\*Composite base and matching casters will be substituted if these when LS option is selected. LS option not available when HAB/LC/LH are selected.

SERIES	92	Zip	QS	\$
<b>BACK STYLE</b>	<b>0</b>	Midback	•	-
<b>CONTROL</b>	<b>40</b>	Synchronized Tilt (ST)	•	-
<b>ARM</b>	<b>NA</b>	No Arm	•	-
	<b>CA</b>	Conference Arm (AW not applicable)	•	\$128
	<b>WA</b>	Task Arm	•	\$60
	<b>T2</b>	Task 2 Arm (Available with AWK or AWL)	•	\$105
	<b>4D</b>	4 Dimensional Arm (Available with AWK or AWL)	•	\$125
	<b>MF</b>	Multi-Functional Arm (width adjustment incl.)	•	\$150
	<b>TW</b>	Twister Arm (Available with AWK Only)	•	\$174
<b>ARM PAD (Conference Arm Only)</b>	<b>P1</b>	Black Polyurethane	•	-
	<b>BA</b>	Black Leather	•	\$50
	<b>C1</b>	Upholstered Cap (add 0.25 yds)	•	\$50
<b>OPTIONS</b>	<b>AWK</b>	Adjustable Width Bracket (Knob)	•	\$29
	<b>AWL</b>	Adjustable Width Bracket (Lever)	•	\$39
	<b>HAB</b>	Aluminum Base with 65mm (2.5") Carpet Casters*	•	\$60
	<b>LC</b>	65mm (2.5") Carpet Casters	•	\$30
	<b>LH</b>	65mm (2.5") Hard Surface Casters	•	\$30
	<b>H</b>	Hard Surface Casters (N/A with HAB)	•	\$28
	<b>P</b>	Pressure Braking Casters*	•	\$57
	<b>RP</b>	Reverse Pressure Braking Casters**	•	\$107
	<b>SS</b>	Seat Slider	•	\$79
	<b>IES</b>	Ergonomic Small Seat (15.5"   19")	•	-
	<b>LS</b>	Low Seat Height with 5" Travel***	•	\$50
	<b>CL</b>	CAL TB133		\$141
<b>FREIGHT OPTIONS</b>	<b>KD</b>	Knocked Down		-
	<b>BW</b>	Blanket Wrapped - Fully Assembled [25 Unit Minimum]		\$50
	<b>FA</b>	Fully Assembled in Carton [25 Unit Minimum]		\$70
<b>FREIGHT REQUIREMENTS</b>	<b>AS</b>	Allseating Standard		-
	<b>FQ</b>	Special Freight Instructions (Call for Quote)		VAR
	<b>GD</b>	Guaranteed Delivery Date and Time (Call for Quote)		VAR

## TO ORDER SIMPLY FILL IN THE BLANKS

92	-	0	-	40	-		-		-		-		-	
<b>SERIES</b>		<b>BACK STYLE</b>		<b>CONTROL</b>		<b>ARM</b>		<b>ARM PAD</b>		<b>OPTIONS</b> For additional options separate with (-) hyphen.		<b>FREIGHT OPTION</b>		<b>FREIGHT REQUIREMENTS</b>
														<b>FABRIC CODE</b> Please refer to allseating.com for fabric codes.

INFO  
ASTUTE  
AYLES  
CHIROFORM  
DOVE  
ENTAIL  
EXCHANGE  
FLUID  
FOSTER  
HALSA  
INERTIA  
JIF  
LI  
LEVO  
M.O.  
MULTI  
PILLOWS  
PRESTO  
RAINBOW  
RAY  
REQUISITE  
THERAPOD  
TUCK  
YOU  
ZIP



# ZIP<sup>®</sup> UPHOLSTERED HIGHBACK

DESIGN | ALLSEATING  
GSA SIN | 33721

**BASE PRICE | \$695**  
**92140-NA**

Grade 1/COM	Grade 2	Grade 3	Grade 4/COL	Grade 5	Grade 6	Grade 7	Grade 8	Leather 1	Leather 2	Leather 3
\$695	\$765	\$810	\$870	\$923	\$1,015	\$1,120	\$1,238	\$1,494	\$1,608	\$1,950

## FEATURES

- 3.5" cylinder
- Nylon base
- Task arm adjustable 3" height (width adjustment optional)
- For arm features and travel specifications, see page 16
- Carpet casters
- 24|7 Warranty offered with T2 arms and Seat Slider. For more details see page 161

## DIMENSIONS

- Overall: 45.25"- 48.75"H | 28"W | 28"D
- Seat: 17.25"- 20.75"H | 19"W | 19"D
- Back: 28"H | 19.5"W
- COM: 2.75 yds

## NOTES

- Ships knocked down.
- For BW and FA freight options minimum quantities apply, please check with Sales Support for details.
- All other features are dependant on the control specified. Please refer to Control Choice on page 8 for full description of available features.
- This product meets the requirements set forth in ANSI-BIFMA X5.1-2011 and is warranted for users up to 350 lbs.
- Dimensions are dependant on options selected. Product can be configured to comply with BIFMA G1-2002 Guidelines.
- If requiring a 3" seat slider, please specify with code SE rather than SS.
- \*P | Pressure Braking Casters - Casters allow the chair to roll only when someone is sitting in the chair.
- \*\*RP | Reverse Braking Casters - Casters allow the chair to roll only when someone is not in the chair.
- \*\*\*Composite base and matching casters will be substituted if these when LS option is selected. LS option not available when HAB/LC/LH are selected.

SERIES	92	Zip	QS	\$
<b>BACK STYLE</b>	<b>1</b>	Highback	•	-
<b>CONTROL</b>	<b>40</b>	Synchronized Tilt (ST)	•	-
<b>ARM</b>	<b>NA</b>	No Arm	•	-
	<b>CA</b>	Conference Arm (AW not applicable)	•	\$128
	<b>WA</b>	Task Arm	•	\$60
	<b>T2</b>	Task 2 Arm (Available with AWK or AWL)	•	\$105
	<b>4D</b>	4 Dimensional Arm (Available with AWK or AWL)	•	\$125
	<b>MF</b>	Multi-Functional Arm (width adjustment incl.)	•	\$150
	<b>TW</b>	Twister Arm (Available with AWK Only)	•	\$174
<b>ARM PAD</b>	<b>P1</b>	Black Polyurethane	•	-
<b>(Conference Arm Only)</b>	<b>BA</b>	Black Leather		\$50
	<b>C1</b>	Upholstered Cap (add 0.25 yds)		\$50
<b>OPTIONS</b>	<b>AWK</b>	Adjustable Width Bracket (Knob)	•	\$29
	<b>AWL</b>	Adjustable Width Bracket (Lever)	•	\$39
	<b>HAB</b>	Aluminum Base with 65mm (2.5") Carpet Casters*	•	\$60
	<b>LC</b>	65mm (2.5") Carpet Casters	•	\$30
	<b>LH</b>	65mm (2.5") Hard Surface Casters	•	\$30
	<b>H</b>	Hard Surface Casters (N/A with HAB)	•	\$28
	<b>P</b>	Pressure Braking Casters*	•	\$57
	<b>RP</b>	Reverse Pressure Braking Casters**	•	\$107
	<b>SS</b>	Seat Slider	•	\$79
	<b>LS</b>	Low Seat Height with 5" Travel***	•	\$50
	<b>CL</b>	CAL TB133		\$141
<b>FREIGHT OPTIONS</b>	<b>KD</b>	Knocked Down		-
	<b>BW</b>	Blanket Wrapped - Fully Assembled [25 Unit Minimum]		\$50
	<b>FA</b>	Fully Assembled in Carton [25 Unit Minimum]		\$70
<b>FREIGHT REQUIREMENTS</b>	<b>AS</b>	Allseating Standard		-
	<b>FQ</b>	Special Freight Instructions (Call for Quote)		VAR
	<b>GD</b>	Guaranteed Delivery Date and Time (Call for Quote)		VAR

## TO ORDER SIMPLY FILL IN THE BLANKS

92	-	1	-	40	-		-		-		-		-	
<b>SERIES</b>		<b>BACK STYLE</b>		<b>CONTROL</b>		<b>ARM</b>		<b>ARM PAD</b>		<b>OPTIONS</b>		<b>FREIGHT OPTION</b>		<b>FREIGHT REQUIREMENTS</b>
										For additional options separate with (-) hyphen.				FABRIC CODE Please refer to allseating.com for fabric codes.

INFO  
ASTUTE  
AYLES  
CHIROFORM  
DOVE  
ENTAIL  
EXCHANGE  
FLUID  
FOSTER  
HALSA  
INERTIA  
JIF  
LI  
LEVO  
M.O.  
MULTI  
PILLOWS  
PRESTO  
RAINBOW  
RAY  
REQUISITE  
THERAPOD  
TUCK  
YOU  
ZIP



# ZIP<sup>®</sup> UPHOLSTERED STOOL

DESIGN | ALLSEATING  
GSA SIN | 33721

**BASE PRICE | \$695**  
92019-NA

Grade 1/COM	Grade 2	Grade 3	Grade 4/COL	Grade 5	Grade 6	Grade 7	Grade 8	Leather 1	Leather 2	Leather 3
\$695	\$737	\$764	\$800	\$832	\$887	\$950	\$1,021	\$1,174	\$1,243	\$1,448

## FEATURES

- 8" cylinder
- Composite base
- Upholstered seat and back
- Task arm adjustable 3" height (width adjustment optional)
- For arm features and travel specifications, see page 16
- Carpet casters

## DIMENSIONS

- Overall [Basic Stool]: 43"- 50.5"H | 28"W | 28"D
- Seat [Basic Stool]: 21"- 28.5"H | 19"W | 19"D
- Overall [10" Stool]: 43.25"-53.25"H | 28"W | 28"D
- Seat [10" Stool]: 21.5"-31.5"H | 19"W | 19"D
- Back: 21.5"H | 19.5"D
- COM: 2.0 yds

## NOTES

- Ships knocked down.
- For BW and FA freight options minimum quantities apply, please check with Sales Support for details.
- All other features are dependant on the control specified. Please refer to Control Choice on page 8 for full description of available features.
- This product meets the requirements set forth in ANSI-BIFMA X5.1-2011 and is warranted for users up to 350 lbs.
- Dimensions are dependant on options selected. Product can be configured to comply with BIFMA G1-2002 Guidelines.
- \*P | Pressure Braking Casters - Casters allow the chair to roll only when someone is sitting in the chair.
- \*\*RP | Reverse Braking Casters - Casters allow the chair to roll only when someone is not in the chair.

SERIES	92	ZIP	QS	\$
<b>BACK STYLE</b>	<b>0</b>	Midback	•	-
<b>CONTROL</b>	<b>19</b>	Basic Stool (B2)	•	-
<b>ARM</b>	<b>NA</b>	No Arm	•	-
	<b>CA</b>	Conference Arm (AW not applicable)	•	\$128
	<b>WA</b>	Task Arm	•	\$60
	<b>T2</b>	Task 2 Arm (Available with AWK or AWL)	•	\$105
	<b>4D</b>	4 Dimensional Arm (Available with AWK or AWL)	•	\$125
	<b>MF</b>	Multi-Functional Arm	•	\$150
<b>ARM PAD (Conference Arm Only)</b>	<b>P1</b>	Black Polyurethane	•	-
	<b>BA</b>	Black Leather		\$50
	<b>C1</b>	Upholstered Cap (add 0.25 yds)		\$50
<b>OPTIONS</b>	<b>AWK</b>	Adjustable Width Bracket (Knob)	•	\$29
	<b>AWL</b>	Adjustable Width Bracket (Lever)	•	\$39
	<b>H</b>	Hard Surface Casters (N/A with HAB)	•	\$28
	<b>G</b>	Glides	•	\$28
	<b>P</b>	Pressure Braking Casters*	•	\$57
	<b>RP</b>	Reverse Pressure Braking Casters**	•	\$107
	<b>10</b>	10" Stool Package	•	\$34
	<b>IES</b>	Ergonomic Small Seat (15.5" x 19")	•	-
	<b>CL</b>	CAL TB133		\$141
<b>FREIGHT OPTIONS</b>	<b>KD</b>	Knocked Down		-
	<b>BW</b>	Blanket Wrapped - Fully Assembled [25 Unit Minimum]		\$50
	<b>FA</b>	Fully Assembled in Carton [25 Unit Minimum]		\$70
<b>FREIGHT REQUIREMENTS</b>	<b>AS</b>	Allseating Standard		-
	<b>FQ</b>	Special Freight Instructions (Call for Quote)		VAR
	<b>GD</b>	Guaranteed Delivery Date and Time (Call for Quote)		VAR

## TO ORDER SIMPLY FILL IN THE BLANKS

92	-	0	-	19	-		-		-		-		-	
<b>SERIES</b>		<b>BACK STYLE</b>		<b>CONTROL</b>		<b>ARM</b>		<b>ARM PAD</b>		<b>OPTIONS</b> For additional options separate with (-) hyphen.		<b>FREIGHT OPTION</b>		<b>FREIGHT REQUIREMENTS</b>
														<b>FABRIC CODE</b> Please refer to allseating.com for fabric codes.

INFO  
ASTUTE  
AYLES  
CHIROFORM  
DOVE  
ENTAIL  
EXCHANGE  
FLUID  
FOSTER  
HALSA  
INERTIA  
JIF  
LI  
LEVO  
M.O.  
MULTI  
PILLOWS  
PRESTO  
RAINBOW  
RAY  
REQUISITE  
THERAPOD  
TUCK  
YOU  
ZIP



# ZIP<sup>®</sup> MESH

DESIGN | ALLSEATING  
GSA SIN | 33721

## BASE PRICE | \$638

### 95040-NA

Grade 1/COM	Grade 2	Grade 3	Grade 4/COL	Grade 5	Grade 6	Grade 7	Grade 8	Leather 1	Leather 2	Leather 3
\$638	\$666	\$684	\$708	\$729	\$766	\$808	\$855	\$958	\$1,003	\$1,140

### FEATURES

- 3.5" cylinder
- Nylon base
- Task arm adjustable 3" height (width adjustment optional)
- For arm features and travel specifications, see page 16
- Carpet casters
- 24|7 Warranty offered with T2, arms and Seat Slider. For more details see page 17

### DIMENSIONS

- Overall: 38.5" - 42"H | 28"W | 28"D
- Seat: 16.25" - 19.75"H | 19"W | 19"D
- Back: 21"H | 19.5"W
- COM: 0.75 yds.

### NOTES

- Ships knocked down.
- For BW and FA freight options, minimum quantities apply, please check with Sales Support for details
- All other features are dependant on the control specified. Please refer to Control Choice on page 8 for full description of available features.
- This product meets the requirements set forth in ANSI-BIFMA X5.1-2011 and is warranted for users up to 350 lbs.
- Dimensions are dependant on options selected. Product can be configured to comply with BIFMA G1-2002 Guidelines.
- If requiring a 3" seat slider, please specify with code SE rather than SS.
- \*P | Pressure Braking Casters - Casters allow the chair to roll only when someone is sitting in the chair.
- \*\*RP | Reverse Braking Casters - Casters allow the chair to roll only when someone is not in the chair.
- \*\*\*Composite base and matching casters will be substituted if these when LS option is selected. LS option not available when HAB/LC/LH are selected.
- For mesh model code see page 22.

SERIES	95	Zip	QS	\$
<b>BACK STYLE</b>	<b>0</b>	Midback	•	-
<b>CONTROL</b>	<b>40</b>	Synchronized Tilt (ST)	•	-
<b>ARM</b>	<b>NA</b>	No Arm	•	-
	<b>CA</b>	Conference Arm (AW not applicable)	•	\$128
	<b>WA</b>	Task Arm	•	\$60
	<b>T2</b>	Task 2 Arm (Available with AWK or AWL)	•	\$105
	<b>4D</b>	4 Dimensional Arm (Available with AWK or AWL)	•	\$125
	<b>MF</b>	Multi-Functional Arm (width adjustment incl.)	•	\$150
	<b>TW</b>	Twister Arm	•	\$174
<b>ARM PAD</b> (Conference Arm Only)	<b>P1</b>	Black Polyurethane	•	-
	<b>BA</b>	Black Leather		\$50
	<b>C1</b>	Upholstered Cap (add 0.25 yds)		\$50
<b>BACK MESH</b> (see page 22 for mesh model code)	<b>M2</b>	M2 Mesh		\$120
	<b>M3</b>	M3 Mesh		\$120
	<b>M4</b>	M4 Mesh		\$120
	<b>M8</b>	M8 Mesh	•	-
<b>OPTIONS</b>	<b>AWK</b>	Adjustable Width Bracket (Knob)	•	\$29
	<b>AWL</b>	Adjustable Width Bracket (Lever)	•	\$39
	<b>HAB</b>	Aluminum Base with 65mm (2.5") Carpet Casters*	•	\$60
	<b>LC</b>	65mm (2.5") Carpet Casters	•	\$30
	<b>LH</b>	65mm (2.5") Hard Surface Casters	•	\$30
	<b>H</b>	Hard Surface Casters (N/A with HAB)	•	\$28
	<b>P</b>	Pressure Braking Casters*	•	\$57
	<b>RP</b>	Reverse Pressure Braking Casters**	•	\$107
	<b>SS</b>	Seat Slider	•	\$79
	<b>IES</b>	Ergonomic Small Seat (15.5" x 19")	•	-
	<b>LS</b>	Low Seat Height with 5" Travel***	•	\$50
	<b>CL</b>	CAL TB133		\$90
<b>FREIGHT OPTIONS</b>	<b>KD</b>	Knocked Down		-
	<b>BW</b>	Blanket Wrapped - Fully Assembled [25 Unit Minimum]		\$50
	<b>FA</b>	Fully Assembled in Carton [25 Unit Minimum]		\$70
<b>FREIGHT REQUIREMENTS</b>	<b>AS</b>	Allseating Standard		-
	<b>FQ</b>	Special Freight Instructions (Call for Quote)		VAR
	<b>GD</b>	Guaranteed Delivery Date and Time (Call for Quote)		VAR

### TO ORDER SIMPLY FILL IN THE BLANKS

95	-	0	-	40	-		-		-		-		-		-			
<b>SERIES</b>		<b>BACK STYLE</b>		<b>CONTROL</b>		<b>ARM</b>		<b>ARM PAD</b>		<b>BACK MESH</b>		<b>OPTIONS</b> For additional options separate with (-) hyphen.		<b>FREIGHT OPTION</b>		<b>FREIGHT REQUIREMENTS</b>		<b>FABRIC CODE</b> Please refer to allseating.com for fabric codes.

INFO  
ASTUTE  
AYLES  
CHIROFORM  
DOVE  
ENTAIL  
EXCHANGE  
FLUID  
FOSTER  
HALSA  
INERTIA  
JIF  
LI  
LEVO  
M.O.  
MULTI  
PILLOWS  
PRESTO  
RAINBOW  
RAY  
REQUISITE  
THERAPOD  
TUCK  
YOU  
ZIP



# ZIP<sup>®</sup> MESH STOOL

DESIGN | ALLSEATING  
GSA SIN | 33721

## BASE PRICE | \$695

95019-NA

Grade 1/COM	Grade 2	Grade 3	Grade 4/COL	Grade 5	Grade 6	Grade 7	Grade 8	Leather 1	Leather 2	Leather 3
\$695	\$723	\$741	\$765	\$786	\$823	\$865	\$912	\$1,015	\$1,060	\$1,197

### FEATURES

- 8" cylinder
- Composite base
- Task arm adjustable 3" height (width adjustment optional)
- For arm features and travel specifications, see page 16
- Carpet casters

### DIMENSIONS

- Overall [Basic Stool]: 42.75" - 50"H | 28"W | 28"D
- Seat [Basic Stool]: 21" - 28.25"H | 19"W | 19"D
- Overall [10" Stool]: 43.25" - 53.25"H | 28"W | 28"D
- Seat [10" Stool]: 21.5" - 31.5"H | 19"W | 19"D
- Back: 21"H | 19.5"W
- COM: 1.0 yds.

### NOTES

- Ships knocked down.
- For BW and FA freight options, minimum quantities apply, please check with Sales Support for details
- All other features are dependant on the control specified. Please refer to Control Choice on page 8 for full description of available features.
- This product meets the requirements set forth in ANSI-BIFMA X5.1-2011 and is warranted for users up to 350 lbs.
- Dimensions are dependant on options selected. Product can be configured to comply with BIFMA G1-2002 Guidelines.
- \*P | Pressure Braking Casters - Casters allow the chair to roll only when someone is sitting in the chair.
- \*\*RP | Reverse Braking Casters - Casters allow the chair to roll only when someone is not in the chair.
- For mesh model code see page 22.

SERIES	95	Zip	QS	\$
<b>BACK STYLE</b>	<b>0</b>	Midback	•	-
<b>CONTROL</b>	<b>19</b>	Basic Stool (B2)	•	-
<b>ARM</b>	<b>NA</b>	No Arm	•	-
	<b>CA</b>	Conference Arm (AW not applicable)	•	\$128
	<b>WA</b>	Task Arm	•	\$60
	<b>T2</b>	Task 2 Arm (Available with AWK or AWL)	•	\$105
	<b>4D</b>	4 Dimensional Arm (Available with AWK or AWL)	•	\$125
	<b>MF</b>	Multi-Functional Arm	•	\$150
<b>ARM PAD</b> (Conference Arm Only)	<b>P1</b>	Black Polyurethane	•	-
	<b>BA</b>	Black Leather		\$50
	<b>C1</b>	Upholstered Cap (add 0.25 yds)		\$50
<b>BACK MESH</b> (see page 22 for mesh model code)	<b>M2</b>	M2 Mesh		\$120
	<b>M3</b>	M3 Mesh		\$120
	<b>M4</b>	M4 Mesh		\$120
	<b>M8</b>	M8 Mesh	•	-
<b>OPTIONS</b>	<b>AWK</b>	Adjustable Width Bracket (Knob)	•	\$29
	<b>AWL</b>	Adjustable Width Bracket (Lever)	•	\$39
	<b>H</b>	Hard Surface Casters (N/A with HAB)	•	\$28
	<b>G</b>	Glides	•	\$28
	<b>P</b>	Pressure Braking Casters*	•	\$57
	<b>RP</b>	Reverse Pressure Braking Casters**	•	\$107
	<b>10</b>	10" Stool Package	•	\$34
	<b>IES</b>	Ergonomic Small Seat (15.5" x 19")	•	-
	<b>CL</b>	CAL TB133		\$90
<b>FREIGHT OPTIONS</b>	<b>KD</b>	Knocked Down		-
	<b>BW</b>	Blanket Wrapped - Fully Assembled [25 Unit Minimum]		\$50
	<b>FA</b>	Fully Assembled in Carton [25 Unit Minimum]		\$70
<b>FREIGHT REQUIREMENTS</b>	<b>AS</b>	Allseating Standard		-
	<b>FQ</b>	Special Freight Instructions (Call for Quote)		VAR
	<b>GD</b>	Guaranteed Delivery Date and Time (Call for Quote)		VAR

### TO ORDER SIMPLY FILL IN THE BLANKS

95	-	0	-	19	-		-		-		-		-		-			
<b>SERIES</b>		<b>BACK STYLE</b>		<b>CONTROL</b>		<b>ARM</b>		<b>ARM PAD</b>		<b>BACK MESH</b>		<b>OPTIONS</b> For additional options separate with (-) hyphen.		<b>FREIGHT OPTION</b>		<b>FREIGHT REQUIREMENTS</b>		<b>FABRIC CODE</b> Please refer to allseating.com for fabric codes.

INFO  
ASTUTE  
AYLES  
CHIROPFORM  
DOVE  
ENTAIL  
EXCHANGE  
FLUID  
FOSTER  
HALSA  
INERTIA  
JIF  
LI  
LEVO  
M.O.  
MULTI  
PILLOWS  
PRESTO  
RAINBOW  
RAY  
REQUISITE  
THERAPOD  
TUCK  
YOU  
ZIP



# ZIP<sup>®</sup> MESH GUEST

DESIGN | ALLSEATING  
GSA SIN | 33721

## BASE PRICE | \$450

95054-NA

Grade 1/COM	Grade 2	Grade 3	Grade 4/COL	Grade 5	Grade 6	Grade 7	Grade 8	Leather 1	Leather 2	Leather 3
\$450	\$471	\$485	\$503	\$518	\$546	\$578	\$613	\$690	\$724	\$827

### FEATURES

- Black mesh back
- Upholstered seat
- Black non-marring glides
- Wall-saving designed frame

### DIMENSIONS

- Overall NA: 34.75"H | 19.25"W | 19.25"D
- Overall WA: 34.75"H | 23.25"W | 19.25"D
- Seat: 17.5"H | 19.25"W | 19"D
- Back: 21"H | 19"W
- COM: 1.0 yd.

SERIES	95	Zip	QS	\$
<b>BACK STYLE</b>	<b>0</b>	Midback	•	-
<b>LEG</b>	<b>54</b>	4 Leg	•	-
<b>ARM</b>	<b>NA</b>	No Arm	•	-
	<b>WA</b>	With Arm	•	\$42
<b>ARM / FRAME FINISH</b>	<b>BK</b>	Black	•	-
	<b>SIL</b>	Silver	•	-
	<b>CM</b>	Chrome		\$80
<b>BACK MESH</b> (see page 22 for mesh model code)	<b>M2</b>	M2 Mesh		\$60
	<b>M3</b>	M3 Mesh		\$60
	<b>M4</b>	M4 Mesh		\$60
	<b>M8</b>	M8 Mesh	•	-
<b>FREIGHT OPTIONS</b>	<b>FA</b>	Fully Assembled [25 Unit Minimum]	•	-
	<b>BW</b>	Blanket Wrapped Fully Assembled (25 unit minimum)		\$20
<b>FREIGHT REQUIREMENTS</b>	<b>AS</b>	Allseating Standard		-
	<b>FQ</b>	Special Freight Instructions (Call for Quote)		VAR
	<b>GD</b>	Guaranteed Delivery Date and Time (Call for Quote)		VAR

### NOTES

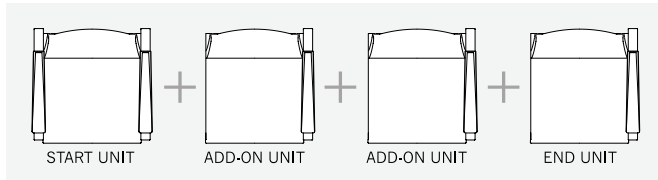
- Ships fully assembled in a carton
- Stacks 2 on the floor.
- For BW freight, minimum quantities apply, please check with Sales Support for details
- This product meets the requirements set forth in ANSI-BIFMA X5.1-2011 and is warranted for users up to 350 lbs.
- Dimensions are dependant on options selected. Product can be configured to comply with BIFMA G1-2002 Guidelines.
- For mesh model code see page 22.

### TO ORDER SIMPLY FILL IN THE BLANKS

95	0	54							
<b>SERIES</b>	<b>BACK STYLE</b>	<b>LEG</b>	<b>ARM</b>	<b>ARM PAD</b>	<b>FRAME FINISH</b>	<b>BACK MESH</b>	<b>FREIGHT OPTION</b>	<b>FREIGHT REQUIREMENTS</b>	<b>FABRIC CODE</b> Please refer to allseating.com for fabric codes.

INFO  
ASTUTE  
AYLES  
CHIROPFORM  
DOVE  
ENTAIL  
EXCHANGE  
FLUID  
FOSTER  
HALSA  
INERTIA  
JIF  
LI  
LEVO  
M.O.  
MULTI  
PILLOWS  
PRESTO  
RAINBOW  
RAY  
REQUISITE  
THERAPOD  
TUCK  
YOU  
ZIP

# HOW TO LINK FOSTER® CHAIRS AND TABLES

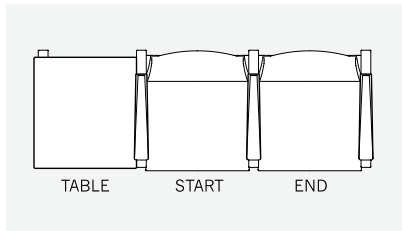


When configuring a table, the adjacent chairs must be a Start Unit, End Unit, or Stand Alone unit. Do not configure Add-ons beside any table (Linking Leg feature will be exposed). Specify Left to Right.

**IMPORTANT NOTE:** TO ENSURE PROPER CONFIGURATION PLEASE PROVIDE A LAY-OUT DRAWING WITH YOUR PURCHASE ORDER.

## SAMPLE CONFIGURATION 1

Standard Tandem Guest; Poly Armcaps



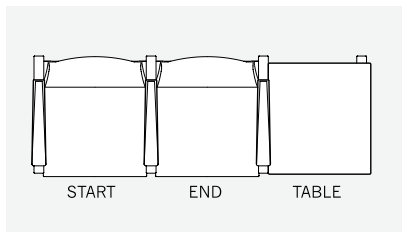
F4X04	Foster End Table Right	\$695
F0017-OA	Foster Guest Tandem Start Unit	\$1,060
F0019-OA	Foster Guest Tandem End Unit	\$912

**Total:** **\$2,667**

(Please Note: List price shown are for Std Gr.1/COM; Uph. Back with Std. Finish).

## SAMPLE CONFIGURATION 2

Standard Tandem Guest; Poly Armcaps



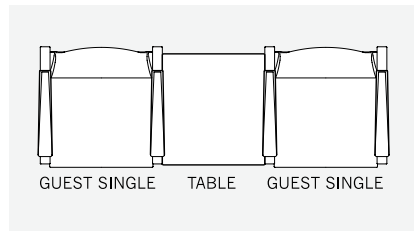
F0017-OA	Foster Guest Tandem Start Unit	\$1,060
F0019-OA	Foster Guest Tandem End Unit	\$912
F4X03	Foster End Table Left	\$630

**Total:** **\$2,602**

(Please Note: List price shown are for Std Gr.1/COM; Uph. Back with Std. Finish).

## SAMPLE CONFIGURATION 3

Standard Tandem Guest; Poly Armcaps



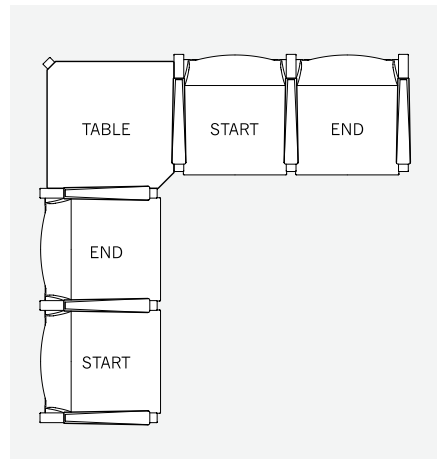
F0010-OA	Foster Guest Single	\$1,060
F4X05	Foster In-Table Right	\$620
F0010-OA	Foster Guest Single	\$1,060

**Total:** **\$2,740**

(Please Note: List price shown are for Std Gr.1/COM; Uph. Back with Std. Finish).

## SAMPLE CONFIGURATION 4

Standard Tandem Guest; Poly Armcaps



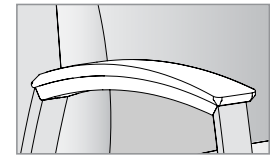
F0017-OA	Foster Guest Tandem Start Unit	\$1,060
F0019-OA	Foster Guest Tandem End Unit	\$912
F4X06	Foster Corner Table	\$890
F0017-OA	Foster Guest Tandem Start Unit	\$1,060
F0019-OA	Foster Guest Tandem End Unit	\$912

**Total:** **\$4,834**

(Please Note: List price shown are for Std Gr.1/COM; Uph. Back with Std. Finish).



# FOSTER® REPLACEMENT PARTS ARM CAPS



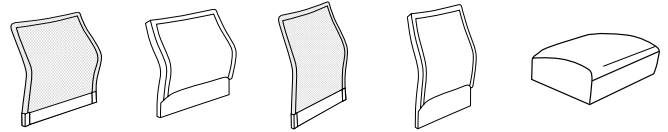
## PATIENT AND GUEST

Description	Applications	Model Code	\$ List Price
Foster Replacement Arm - Hard Rock Maple	Single; Rocker; Sled; Easy Access; Tandem -Double; Tandem -Triple; Start Unit; Add-On; End Unit	FG-ARM-HRM	\$135 ea.
Foster Replacement Arm - Candlelight	Single; Rocker; Sled; Easy Access; Tandem -Double; Tandem -Triple; Start Unit; Add-On; End Unit	FG-ARM-CAN	\$135 ea.
Foster Replacement Arm - Rustic Cherry	Single; Rocker; Sled; Easy Access; Tandem -Double; Tandem -Triple; Start Unit; Add-On; End Unit	FG-ARM-RC	\$135 ea.
Foster Replacement Arm - Summer Flame	Single; Rocker; Sled; Easy Access; Tandem -Double; Tandem -Triple; Start Unit; Add-On; End Unit	FG-ARM-SF	\$135 ea.
Foster Replacement Arm - Cherry Blossom	Single; Rocker; Sled; Easy Access; Tandem -Double; Tandem -Triple; Start Unit; Add-On; End Unit	FG-ARM-CB	\$135 ea.
Foster Replacement Arm - Chocolate Pear	Single; Rocker; Sled; Easy Access; Tandem -Double; Tandem -Triple; Start Unit; Add-On; End Unit	FG-ARM-CP	\$135 ea.
Foster Replacement Arm - Black Polyurethane	Single; Rocker; Sled; Easy Access; Tandem -Double; Tandem -Triple; Start Unit; Add-On; End Unit	FG-ARM-BK	\$85 ea.
Foster Replacement Arm - Grey Polyurethane	Single; Rocker; Sled; Easy Access; Tandem -Double; Tandem -Triple; Start Unit; Add-On; End Unit	FG-ARM-GR	\$85 ea.
Foster Replacement Arm - Taupe Polyurethane	Single; Rocker; Sled; Easy Access; Tandem -Double; Tandem -Triple; Start Unit; Add-On; End Unit	FG-ARM-TP	\$85 ea.

## LOUNGE

Description	Applications	Model Code	\$ List Price
Foster Lounge Replacement Arm - Hard Rock Maple	Single; Double; Triple	FL-ARM-HRM	\$135 ea.
Foster Lounge Replacement Arm - Candlelight	Single; Double; Triple	FL-ARM-CAN	\$135 ea.
Foster Lounge Replacement Arm - Rustic Cherry	Single; Double; Triple	FL-ARM-RC	\$135 ea.
Foster Lounge Replacement Arm - Summer Flame	Single; Double; Triple	FL-ARM-SF	\$135 ea.
Foster Lounge Replacement Arm - Cherry Blossom	Single; Double; Triple	FL-ARM-CB	\$135 ea.
Foster Lounge Replacement Arm - Chocolate Pear	Single; Double; Triple	FL-ARM-CP	\$135 ea.
Foster Lounge Replacement Arm - Black Polyurethane	Single; Double; Triple	FL-ARM-BK	\$95 ea.
Foster Lounge Replacement Arm - Grey Polyurethane	Single; Double; Triple	FL-ARM-GR	\$95 ea.
Foster Lounge Replacement Arm - Taupe Polyurethane	Single; Double; Triple	FL-ARM-TP	\$95 ea.

# FOSTER® REPLACEMENT PARTS COVERS



Description	Applications	Model Code	Grade 1/COM	Grade 2	Grade 3	Grade 4/COL	Grade 5	Grade 6	Grade 7	Grade 8	Leather 1	Leather 2	Leather 3
<b>MIDBACK COVERS - MESH</b>													
Mesh Midback (Mesh Style) Cover	Single; Easy Access; Tandem -Double; Tandem -Triple; Start Unit; Add-On; End Unit	BC-F00 (Mesh Style)			\$120								
Mesh Midback Wide (Mesh Style) Cover	Single; Start Unit; Add-On; End Unit	BC-F02 (Mesh Style)			\$125								
Mesh Midback Plus (Mesh Style) Cover	Single; Start Unit; Add-On; End Unit	BC-F04 (Mesh Style)			\$130								
<b>MIDBACK COVERS - UPHOLSTERED</b>													
Upholstered Midback (Fabric Code) Cover	Single; Easy Access; Tandem -Double; Tandem -Triple; Start Unit; Add-On; End Unit	BC-F10 (Fabric Code)	\$80	\$129	\$161	\$203	\$239	\$304	\$378	\$460	\$639	\$719	\$959
Upholstered Midback Wide (Fabric Code) Cover	Single; Start Unit; Add-On; End Unit	BC-F12 (Fabric Code)	\$85	\$141	\$177	\$225	\$267	\$341	\$425	\$519	\$724	\$815	\$1,089
Upholstered Midback Plus (Fabric Code) Cover	Single; Start Unit; Add-On; End Unit	BC-F14 (Fabric Code)	\$90	\$160	\$205	\$265	\$318	\$410	\$515	\$633	\$889	\$1,003	\$1,345
Lounge Upholstered Midback (Fabric Code) Cover	Single; Settee (Double); Sofa	BC-F20 (Fabric Code)	\$85	\$113	\$131	\$155	\$176	\$213	\$255	\$302	\$405	\$450	\$587
Lounge Midback Plus	Single Plus	BC-F (Fabric Code)	\$90	\$125	\$148	\$178	\$204	\$250	\$303	\$361	\$489	\$546	\$718
<b>HIGHBACK COVERS - MESH</b>													
Mesh Highback (Mesh Style) Cover	Single; Rocker; Sled	BC-F01			\$160								
Mesh Highback Wide (Mesh Style) Cover	Single	BC-F03 (Mesh Style)			\$170								
Mesh Highback +Plus (Mesh Style) Cover	Single	BC-F05 (Mesh Style)			\$180								
<b>HIGHBACK COVERS - UPHOLSTERED</b>													
Upholstered Highback (Fabric Code ) Cover	Single; Rocker; Sled	BC-F11 (Fabric Code)	\$90	\$139	\$171	\$213	\$249	\$314	\$388	\$470	\$649	\$729	\$969
Upholstered Highback Wide Single Cover (Fabric Code)	Single; Start Unit; Add-On; End Unit	BC-F13 (Fabric Code)	\$95	\$151	\$187	\$235	\$277	\$351	\$435	\$529	\$734	\$825	\$1,099
Upholstered Highback Plus Cover (Fabric Code)	Single	BC-F15 (Fabric Code)	\$100	\$170	\$215	\$275	\$328	\$420	\$525	\$643	\$899	\$1,013	\$1,355
<b>SEAT COVERS</b>													
Standard Seat Cover (Fabric Code)	Single; Rocker; Sled; Easy Access; Tandem-Double; Tandem-Triple; Start Unit; Add-On; End Unit	SC-STD (Fabric Code)	\$80	\$108	\$126	\$150	\$171	\$208	\$250	\$297	\$400	\$445	\$582
Wide Seat Cover (Fabric Code)	Single; Tandem-Double; Tandem-Triple; Start Unit; Add-On; End Unit	SC-WID (Fabric Code)	\$85	\$117	\$138	\$166	\$190	\$232	\$281	\$335	\$452	\$505	\$662
Guest + Lounge Plus Seat Cover (Fabric Code)	Single; Tandem-Double; Tandem-Triple; Start Unit; Add-On; End Unit	SC-BAR (Fabric Code)	\$90	\$125	\$148	\$178	\$204	\$250	\$303	\$361	\$489	\$546	\$718
Lounge Seat Cover (Fabric Code)	Single; Settee (Double); Sofa	SC-LOU (Fabric Code)	\$85	\$113	\$131	\$155	\$176	\$213	\$255	\$302	\$405	\$450	\$587
Lounge Plus Seat Cover	Single Plus	SC-L (Fabric Code)	\$90	\$125	\$148	\$178	\$204	\$250	\$303	\$361	\$489	\$546	\$718

# EXCHANGE® AND HALSA® REPLACEMENT COVERS

Description	Applications	Model Code	Grade 1/COM	Grade 2	Grade 3	Grade 4/COL	Grade 5	Grade 6	Grade 7	Grade 8	Leather 1	Leather 2	Leather 3
<b>EXCHANGE® COVERS</b>													
Standard Back	All models except ottoman	EBC-S	\$80	\$129	\$161	\$203	\$239	\$304	\$378	\$460	\$639	\$719	\$959
Corner Back	L-Shape and U-Shape	EBC-C	\$160	\$258	\$321	\$405	\$479	\$608	\$755	\$920	\$1,278	\$1,438	\$1,917
Standard Seat	Must specify Standard, Corner, End or Ottoman	ESC-X	\$80	\$129	\$161	\$203	\$239	\$304	\$378	\$460	\$639	\$719	\$959
Low Wide Arm	Must specify Left, Right or Centre Mounting, Power and Laminate (if applicable)	EAC-(L/R/C)-LW	\$80	\$136	\$172	\$220	\$262	\$336	\$420	\$514	\$719	\$810	\$1,084
Low Narrow Arm	Must specify Left, Right or Centre Mounting, Power and Laminate (if applicable)	EAC-(L/R/C)-LN	\$60	\$116	\$152	\$200	\$242	\$316	\$400	\$494	\$699	\$790	\$1,064
High Wide Arm	Must specify Left, Right or Centre Mounting, Power and Laminate (if applicable)	EAC-(L/R/C)-HW	\$90	\$146	\$182	\$230	\$272	\$346	\$430	\$524	\$729	\$820	\$1,094
High Narrow Arm	Must specify Left, Right or Centre Mounting, Power and Laminate (if applicable)	EAC-(L/R/C)-HN	\$80	\$136	\$172	\$220	\$262	\$336	\$420	\$514	\$719	\$810	\$1,084
<b>HALSA® COVERS</b>													
Standard Midback Cover	All models with exception of Highback, Plus and Love Seat		\$80	\$129	\$161	\$203	\$239	\$304	\$378	\$460	\$639	\$719	\$959
Highback Cover	Patient/Highback Guest		\$90	\$146	\$182	\$230	\$272	\$346	\$430	\$524	\$729	\$820	\$1,094
Plus Back Cover	Plus Guest		\$90	\$160	\$205	\$265	\$318	\$410	\$515	\$633	\$889	\$1,003	\$1,345
Standard Seat Cover	All models with exception of Love Seat		\$80	\$108	\$126	\$150	\$171	\$208	\$250	\$297	\$400	\$445	\$582
Plus Seat Cover	All models with exception of Love Seat		\$80	\$112	\$133	\$161	\$185	\$227	\$276	\$330	\$447	\$500	\$657
LoveSeat Seat Cover	Love Seat		\$105	\$140	\$163	\$193	\$219	\$265	\$318	\$376	\$504	\$561	\$733
LoveSeat Back Cover	Love Seat		\$105	\$175	\$220	\$280	\$333	\$425	\$530	\$648	\$904	\$1,018	\$1,360

# CONDITIONS OF SALE

## PRICING

Allseating reserves the right to change published prices without notice. Prices in effect at the time of the order acceptance shall apply. All applicable taxes are extra. All prices in this catalog are list. All sales are in US dollars unless both the Sold To and Ship To addresses are both located in Canada, in which case, sales are in Canadian dollars.

## ORDER ACCEPTANCE

Orders will be accepted through all authorized Allseating Dealers upon issuance of a written purchase order on letterhead or purchase order of the customer being invoiced. Faxed orders or orders by email (orders@allseating.com) are acceptable, as well as digital orders such as SIF or XLM, no verbal orders will be accepted. All purchase orders must contain a valid signature.

## ORDER CANCELLATION

Orders which have been acknowledged are considered firm. In the event a cancellation request is accepted by Allseating, restocking charges may be incurred up to 100% of the order depending on the stage of production.

## CREDIT TERMS

Terms are net 30 days O.A.C. Terms are subject to change and review based upon performance. Customers are required to provide a completed signed Dealer Application for the purpose of updating or setting up an account. All payments should be made to Allseating.

## PACKAGING AND SHIPPING

As a standard, all products are shipped in knocked down condition, in a box.

## ASSEMBLED CHAIRS

On special request and at an upcharge, chairs may be shipped assembled (except base and cylinder). For assembled and fully assembled blanket wrapped products, contact customer service for details. Please note that minimum quantity guidelines will apply.

## SPECIFICATIONS

Allseating reserves the right to institute changes to materials, specifications and designs, or to discontinue models at any time. Images and line drawings featured in the catalog may not reflect the current product offering. Components are subject to change at Allseating's discretion.

## FREIGHT POLICY

Allseating reserves the right to use its own or commercial carriers for the "best way" to ship, at its sole discretion. Normal delivery is dock to dock.

**Special requests such as inside delivery, specific delivery**

**dates and times, residential delivery, etc. are subject to additional charges. All additional charges will be the responsibility of the consignee.**

Allseating reserves the right to charge for freight services over and above standard "best way" delivery. Delivered pricing is based on shipment to the 48 U.S. contiguous states and Canada excluding N.W.T., YK, and NU. For shipments to other destinations, we reserve the right to add a surcharge.

## LOSS / DAMAGE LIABILITY

Every effort is undertaken to effect secure packaging; however, our liability ends when the carrier issues a clear receipt acknowledging that the shipment has been received in good condition. The carrier is then liable for loss or delay or damage. Signing for a shipment without noting damage or deficiencies absolves Allseating of further responsibility and a freight claim will have to be made by the customer.

NOTE: A packing slip signed by the carrier for pick-up at Allseating Warehouse constitutes "Clear Receipt" and absolves Allseating of further responsibility for damage or loss or delay.

Any claim submitted for freight damage must be done within 7 days of receiving the products. Any claims after that time may not be covered under our warranty. If the packaging arrives visibly damaged, then waybill should be signed as "subject to inspection" or "damage noticed".

## RETURNS / RESTOCK

Returns are coordinated and authorized by the Return Authorization Coordinator (RAC). Merchandise may not be returned without prior consent and a Return Authorization (RA) Number. All returns must be securely packaged and boxes clearly marked with an assigned RA number on the outside. Carrier for return goods must be specified by Allseating. Goods returned without a RA Number or by an unauthorized carrier will not be accepted.

Unauthorized returned goods will be subject to a restock charge and/or a charge for any required reconditioning. Returns must be shipped prepaid, unless other arrangements have been made. Custom fabricated merchandise may not be returned. Credit on orders returned with an RA number will be issued once inspection has deemed product in good condition.

## STORAGE POLICY

We will store product at our warehouse for 3 days at no charge. Any order requiring storage for a longer period will be charged at a rate of \$1.00 per day per carton. Order postponements must be received 2 weeks prior to the scheduled production time.

## ANSI/BIFMA TESTING

Allseating chair have been tested to meet or exceed the requirements of ANSI/BIFMA standards.

# CONDITIONS OF SALE

## APPLICABLE PROVISIONS TO ALL PRODUCTS AND SERVICES

Allseating products, including those designated for Multi-Shift, are warranted to be free from defects in materials and workmanship for a period of 12 years from original date of purchase, with the exception of Foster Sleep Chair, Foster Recliner and Foster Patient Recliner. This warranty applies to all chair models and extends to original purchasers who acquire new product directly from Allseating or our authorized dealers.

During the warranty period, Allseating, at its sole discretion, will repair or replace (at its option) any product, part or component covered by this warranty that fails under normal use due to defective materials or workmanship. Allseating will repair or replace the defective product, part or component with comparable product, part or component. To be eligible for this warranty coverage, all products, parts or components must be installed, used and maintained in accordance with Allseating’s published instructions and must not have been subject to misuse or abuse.

## EXCEPTIONS

Allseating does not warrant the following:

- Normal wear and tear
- Natural variations, scars, marks, wrinkles occurring in leather
- Colourfastness of textiles
- Colour matching of textiles exactly to samples or swatches or past purchases
- COM/COL or graded-in fabrics
- Products exposed to extreme environmental conditions or improper storage conditions
- Chairs used by individuals who weigh in excess of the warranted weight restriction as indicated on each product page. Most task and guest seating is 350 lbs with the exception of Entail, M.O. and Levo, all of which are 325 lbs. Exchange, Foster and Halsa are 350 lbs per seat unless otherwise specified
- Allseating’s products meet the requirements of national and specific local codes as stated in the price book and other written publications. Please visit the company’s website at [allseating.com](http://allseating.com) for further details regarding product specifications.

This document inclusively describes Allseating’s warranty and remedies available with respect to the company’s products and services. Allseating disclaims any other warranty whether express or implied, statutory or otherwise, in relation to the company’s products and services.

To the extent allowed by law, any implied warranties, including any warranty of merchantability or fitness for a particular purpose, are disclaimed and to the extent they are legally required, are limited in duration to the duration of this written warranty.

Allseating shall not be liable for loss of time, inconvenience, commercial loss, or incidental or consequential damages.

## QUALIFICATIONS FOR DELIVERED PRICING

Please call your Allseating Sales Representative for your qualifications for delivered pricing.

## WARRANTY RESOLUTION

We understand that dealing with warranties is often frustrating. So we developed a dedicated Warranty Response Team to eliminate headaches. They’re specially trained to expedite warranty-related issues, so you can get back to business quickly and painlessly.

All warranty claims must be submitted via Allseating's Warranty Portal which can be found at [allseating.com](http://allseating.com) under Resources\Submit a Claim.

Should you have any difficulties you can contact our Warranty Response Team at [warranty@allseating.com](mailto:warranty@allseating.com) or toll free at 1(800) 563-3502.

## DIMENSIONS

The price catalog and product literature, show dimensions rounded to the nearest half inch. All dimensions are approximate and may be subject to change without notice. Dimensions are dependent on options selected. Product can be configured to comply with BIFMA G1-2002 Ergonomics Guideline. Where exact measurements are required, contact Customer Service.

## FIRE CODE

Allseating’s entire line of office seating meets California Technical Bulletin 117 (CAL 117-2013). This is a standard by which upholstered furniture has been tested for approval to meet a minimum fire standard. Allseating’s chairs can be upgraded to meet the California Technical Bulletin (CAL TB133). Additional charges of \$565 per chair series (per burn test) and lead times will apply for chairs with special configurations of COM fabrics, not already tested by Allseating.

## CAL TB133

CAL TB133 is a standard of furniture flammability required by the California Bureau of Home Furnishings and Thermal Insulation for furniture used in public buildings such as Healthcare facilities, Hospitals, Hotels and Motels, Stadiums, Child Care Facilities, Convalescent Homes, Prisons and Jails.

The CAL TB133 test is a full scale fire test for furniture manufactured for the use in public buildings. The standard does not specify how to construct furniture, but only how it should perform when tested. To pass the fire standard test, a fire blocking liner is placed between the fabric and the foam of our chairs. This liner acts as a fire extinguisher by smothering the flame.

## TO ORDER CAL TB133

Clearly specify CAL TB133 on your order. Please check individual series upcharge. There is a standard 4 week lead time for CAL TB133.

